



THE PHILIPPINE SUSTAINABLE DEVELOPMENT GOALS MIMAROPA REGION'S PACE OF PROGRESS RESULTS

Based on the 2023 SDG Watch Updates

Reference Number: 2024-IG-67



ANTICIPATED PROGRESS INDEX

How likely will the numerical targets be achieved by 2030?

- Provides measure of how much extra effort is needed in order to meet the numerical target by end of target year (2030), assuming the pace of progress is sustained.
- Data requirement:** 3 or more data points since 2000 and 2030 Numerical Targets.

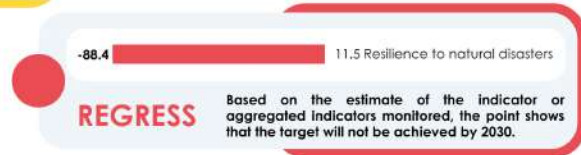
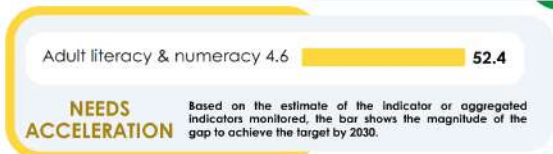
38 out of 73
INDICATORS

HAVE MEASURABLE
PACE OF PROGRESS

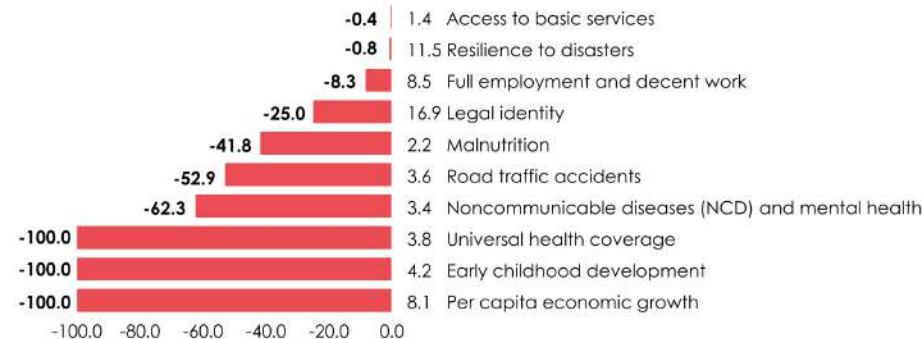
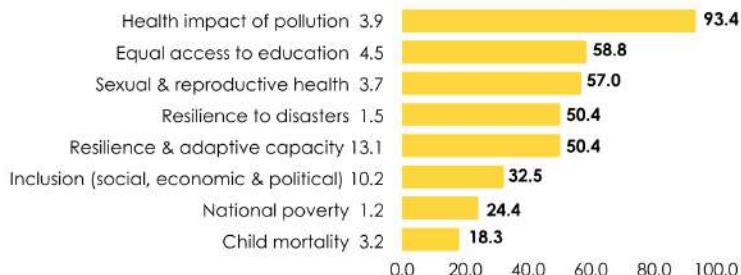
AGGREGATED
TO

24 out of 42
TARGETS

INTERPRETATION OF RESULTS



- 3.1 Maternal mortality
- 4.1 Effective learning outcomes
- 5.5 Women in leadership
- 7.1 Access to energy services
- 8.6 Youth not in education, employment or training (NEET)
- 11.b Disaster risk reduction (DRR) management policies



Notes:

- Targets** are set of outcome targets or means of implementation targets which guide in realization of the global goals. **Numerical Targets** are the nationally determined value committed by the country to be achieved by 2030.
- In analyzing the pace of progress, one must be cautious in comparing from the previous year since its estimation is affected by the number of indicators with updates and available disaggregation in a particular year. Hence, year-on-year comparison of the pace of progress should be handled carefully.
- The pace of progress results were based on the available Core Regional Sustainable Development Goals Indicators (CoRe-SDGI) collected by the PSA Central Office as of 08 November 2023, and the 2030 numerical targets at the national level.