


VOLUME OF FISHERIES PRODUCTION

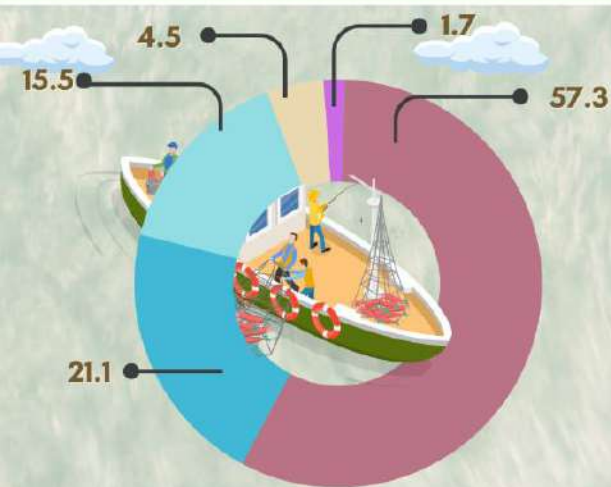
4,299.10 Total Fisheries

-25.7
Percent Change: 2024/2023



The total commercial fisheries production was 4,299.10 metric tons, which is 25.7 percent lower than the 5,789.19 metric tons recorded in the same quarter last year, representing 2.28 percent of the region's total fisheries output.

PERCENTAGE SHARE AND VOLUME OF PRODUCTION BY PROVINCE



Provinces

- Palawan
- Occidental Mindoro
- Romblon
- Oriental Mindoro
- Marinduque

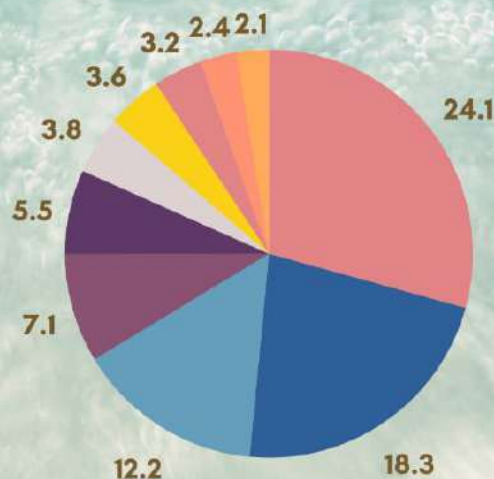
Volume of production

Province	Volume of production	Percent Change
Palawan	2,377.51 MT	15.9%
Occidental Mindoro	1,262.83 MT	-43.9%
Romblon	331.43 MT	20.2%
Oriental Mindoro	266.59 MT	-76.2%
Marinduque	60.73 MT	-35.5%

TOP 10 SPECIES RANKED BY PRODUCTION VOLUME

Species	Volume of production	Percent Change
Roundscad (Galunggong)	1,034.08 MT	-34.4%
Skipjack (Gulyasan)	785.69 MT	-12.7%
Frigate Tuna(Tulingan)	524.84 MT	-42.7%
Big-eyed Scad(Matangbaka)	305.04 MT	116.3%
Yellowfin Tuna(Tambakol)	235.03 MT	-16.1%
Bali Sardinella(Tamban)	161.32 MT	-4.9%
Caesio(Dalagang-bukid)	153.39 MT	-72.2%
Squid(Pusit)	137.57 MT	43.8%
Indo-pacific Mackerel(Hasa-hasa)	102.51 MT	470.5%
Flying fish(Bolador)	90.27 MT	109.6%

PERCENTAGE DISTRIBUTION OF TOP 10 SPECIES



- Round Scad
- Skipjack
- Frigate Tuna
- Big Eyed Scad
- Yellowfin Tuna
- Bali Sardinella
- Caesio
- Squid
- Indo Pacific Mackerel
- Flying Fish

