

VOLUME OF PRODUCTION











(in metric tons)

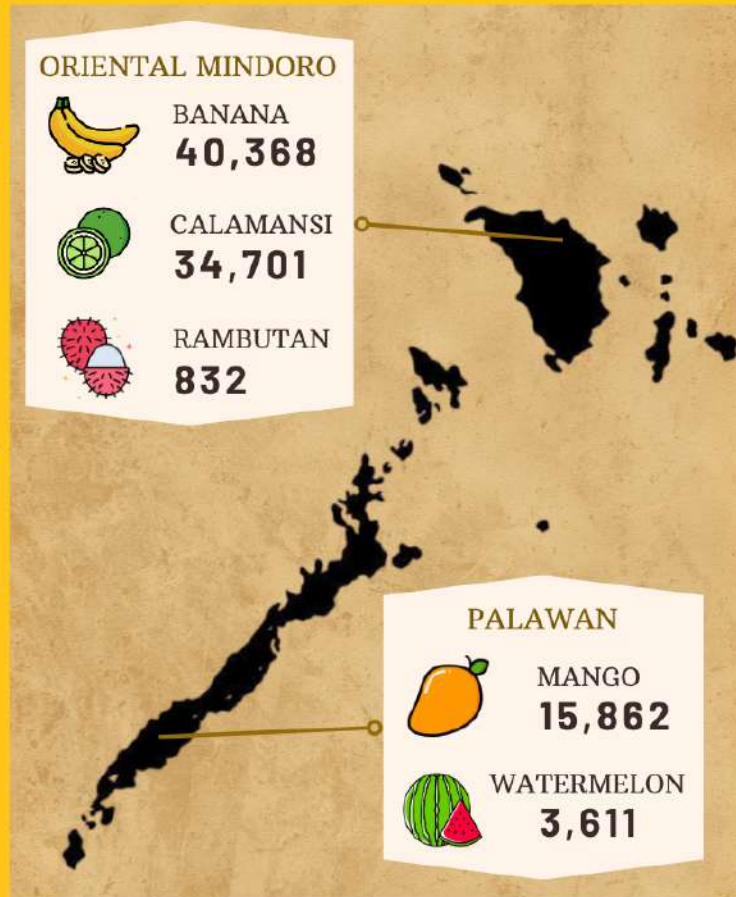
January to December 2023

TOP PRODUCING PROVINCE BY CROP

(in metric tons)

January to December 2023

CROP	VOLUME OF PRODUCTION	YEAR-ON-YEAR CHANGE (%)
 BANANA	73,655	1.5 
 CALAMANSI	35,818	1.8 
 MANGO	18,967	-7.2 
 RAMBUTAN	1,019	183.3 
 WATERMELON	4,516	-21.9 



AREA/PLANTED HARVESTED

(in hectares)

January to December 2023

NUMBER OF BEARING TREES/HILLS

(in numbers)

January to December 2023

