



# PRICE STATISTICS IN MIMAROPA REGION DECEMBER 2023



BASE YEAR (2018=100)

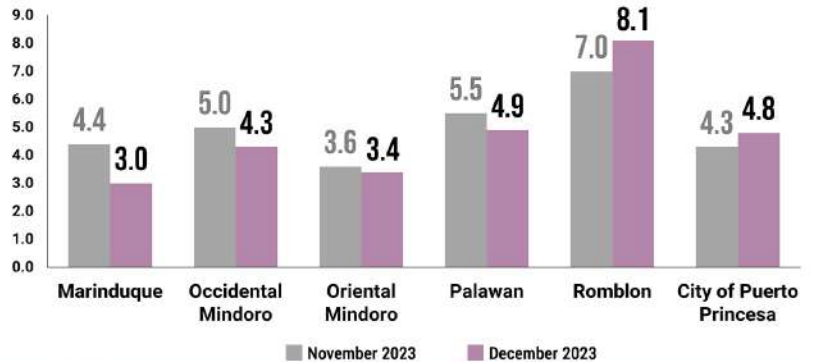
REFERENCE NO. 2024-IG-02

## INFLATION RATE IN MIMAROPA REGION

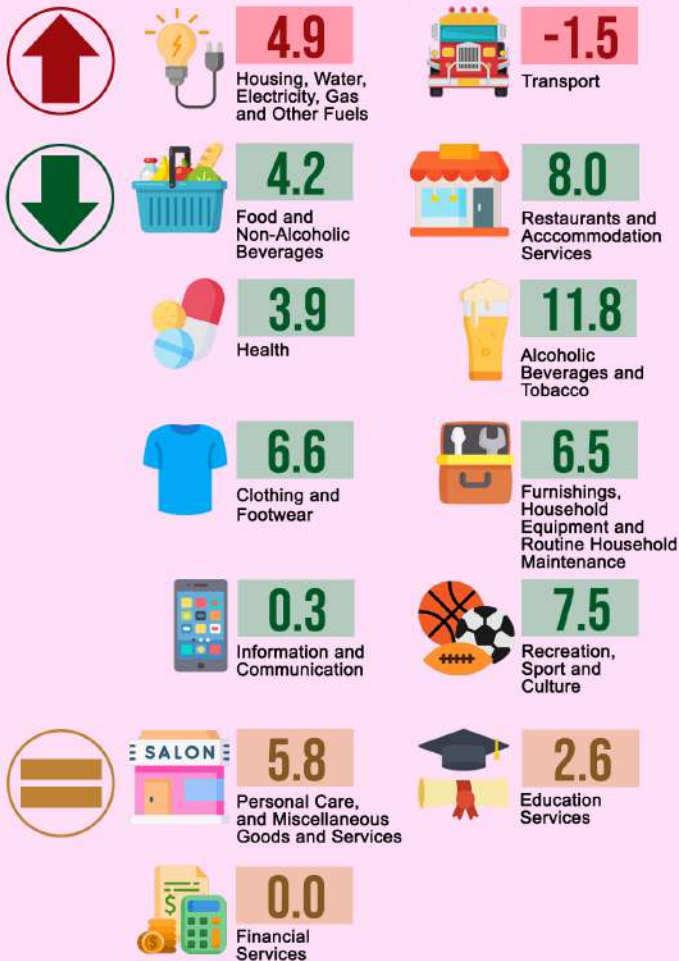


The INFLATION RATE is the annual rate of change or the year-on-year change of the CONSUMER PRICE INDEX expressed in percent.

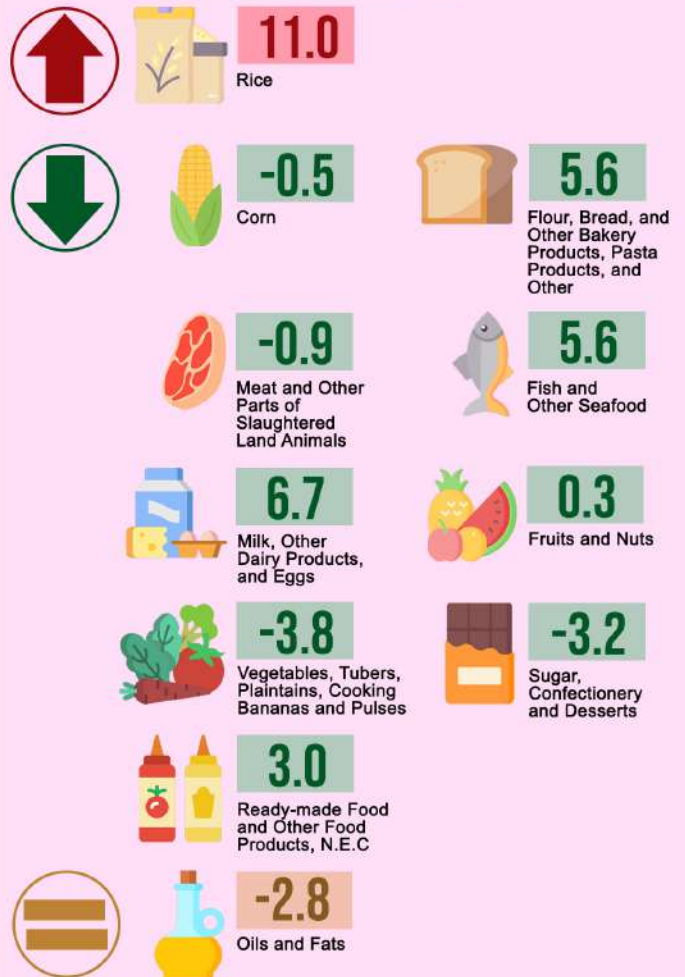
## INFLATION RATE IN MIMAROPA REGION, BY PROVINCE/HUC (IN PERCENT)



## BY MAJOR COMMODITY GROUP

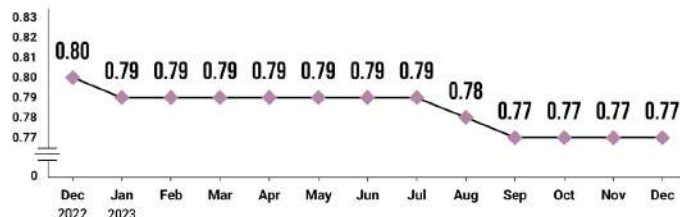


## BY FOOD GROUP



## PURCHASING POWER OF PESO IN MIMAROPA REGION: DECEMBER 2022 TO DECEMBER 2023

The PURCHASING POWER OF PESO shows how much the peso in the base period is worth in the current period. It is computed as the reciprocal of the CPI for the period under review multiplied by 100.



The headline inflation rate in the Philippines posted at 3.9 percent in December 2023. This was lower than the 4.1 percent inflation rate in the previous month. In December 2022, the inflation rate was recorded at 8.1 percent.

↑ increased relative to November 2023 inflation   ↓ decreased relative to November 2023 inflation   = same as/equal to November 2023 inflation

ICONS FROM FLATICON.COM  
Source: Philippine Statistics Authority, Retail Price Survey (RPS) of Selected Commodities and Services for the Generation of Consumer Price Index (CPI)



REPUBLIC OF THE PHILIPPINES  
PHILIPPINE STATISTICS AUTHORITY  
REGIONAL STATISTICAL SERVICE OFFICE MIMAROPA



2/F Emerald Building, J.P. Rizal St.  
Calapan City, Oriental Mindoro



(43) 441-7371  
(43) 470-0598  
(43) 286-7491



rssomimaropa@psa.gov.ph  
rssomimaropasocd@psa.gov.ph