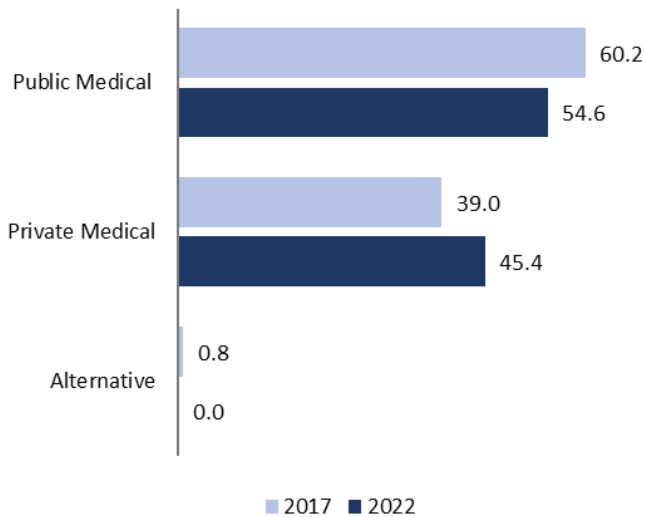


HEALTH CARE UTILIZATION IN THE MIMAROPA REGION: 2022 NATIONAL DEMOGRAPHIC AND HEALTH SURVEY

Reference No. 2025-IG-09

Percentage Distribution of Medical Facilities Visited for Treatment Purposes

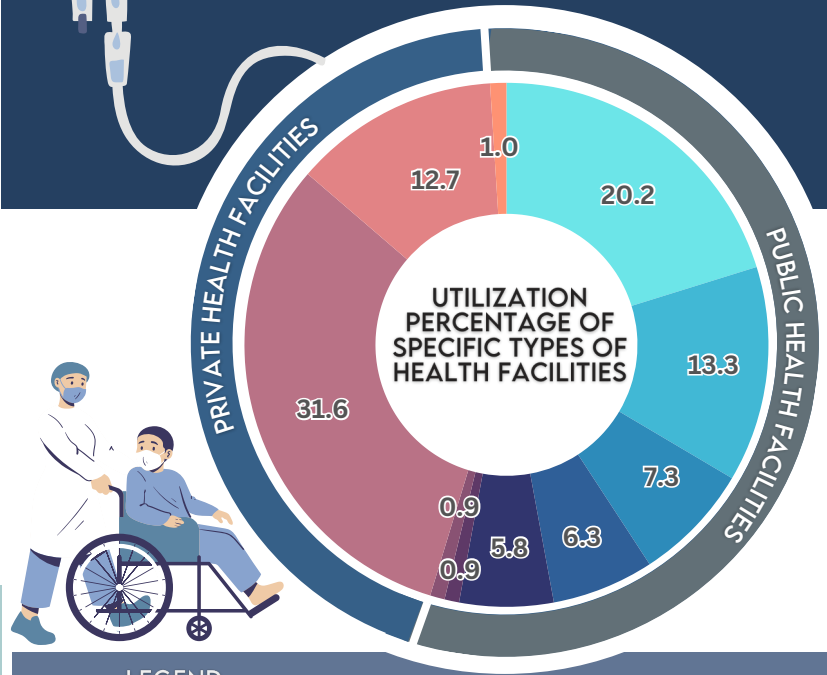
MIMAROPA Region: 2022 and 2017



In 2022, 54.6 percent of the respondents who visited any medical facility for treatment purposes, went to public medical facilities first, which is 5.6 percentage points lower than 60.2 percent in 2017. The remaining 45.4 percent of the respondents prioritized going to a private medical facility first, which is 6.4 percentage points higher than 39.0 percent in 2017.



Among medical facilities, private clinics served the most patients (31.6%) who utilized at least one healthcare facility. This amounts to a 14.5 percentage point increase from 17.1 percent in 2017. This was followed by barangay health stations with a 20.2 percent utilization rate in 2022. Private hospitals followed at 12.7 percent utilization rate in 2022 but had an 8.7 percentage point decline from the reported 21.4 percent utilization rate five years ago.

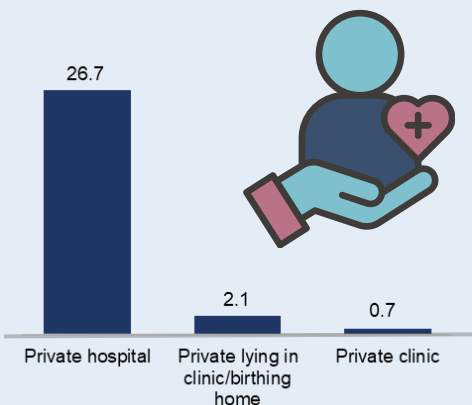


LEGEND

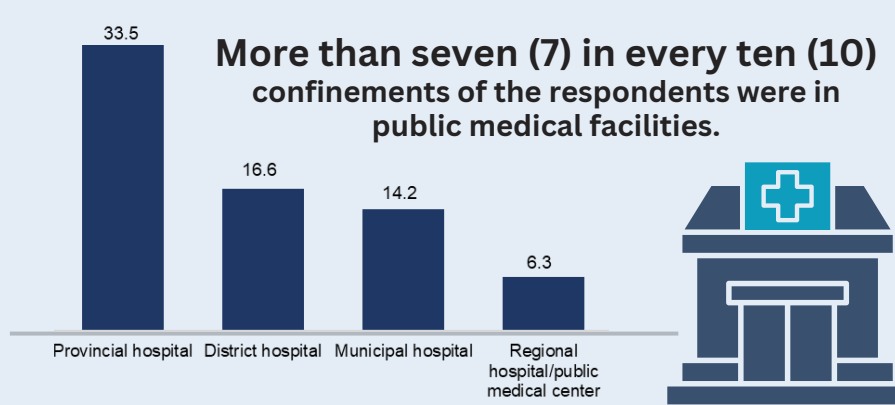
Barangay Health Station	Regional Hospital/Public Medical Center
RHU/Urban Health Center/Lying in Clinic	Mobile Clinic/Other Public
Municipal Hospital	Private Clinic
Provincial Hospital	Private Hospital
District Hospital	Other Private

Percentage Disaggregation of In-patient Hospital Care

Private Medical Facilities



Public Medical Facilities



More than seven (7) in every ten (10) confinements of the respondents were in public medical facilities.



Source: Details may not add up due to rounding.

