



Healing health, Caring hearts

Results from the 2022 National Demographic and Health Survey

MIMAROPA REGION



Reference Number: 2024-IG-42


Health Insurance Coverage

73%

of household population have any health insurance

69%

of household population have **PhilHealth** insurance



Health Care Treatment



2%

visited a health facility for advice of treatment in the 30 days prior to the survey

Among who visited health facility

34 out of 62


number of persons visited a **public medical facility**



Hospital Confinement

2%

household population were confined to a hospital clinic in the **12 months** prior to the survey



71%

of persons receiving in-patient care were confined in a **public facility**


Health Facilities Utilized

Percentage distribution of household members who visited a health facility of sought advice or treatment in the 30 days before the survey



55%

visited a **public health facility**



45%

visited a **private health facility**

