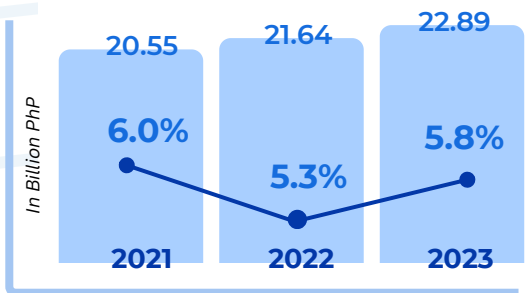
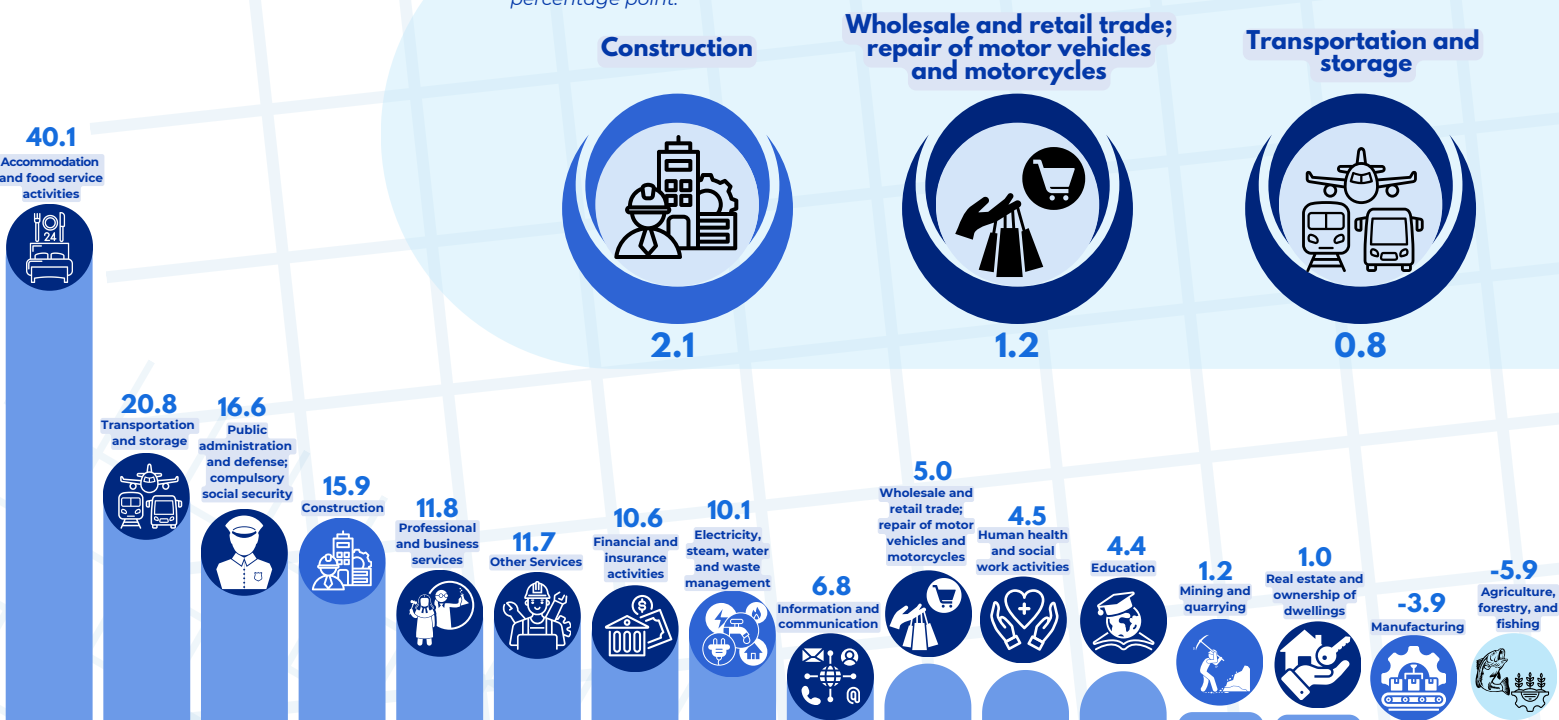


The economy of Marinduque grew by **5.8** percent



TOP 3 CONTRIBUTORS TO GDP GROWTH: MARINDUQUE, 2023 (IN PERCENTAGE POINT)

The major contributors to growth were Construction with 2.1 percentage points, Wholesale and retail trade; repair of motor vehicles and motorcycles with 1.2 percentage points, and Transportation and storage with 0.8 percentage point.

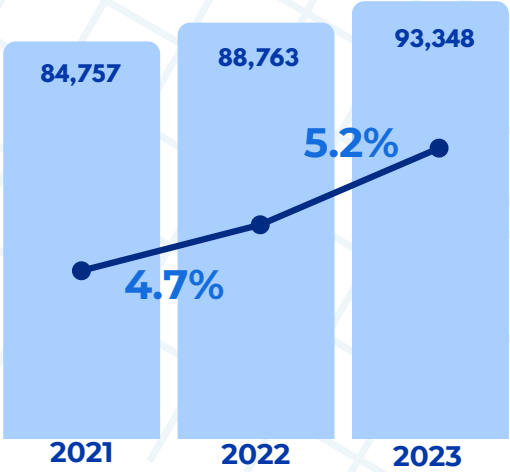


GROWTH RATES BY INDUSTRY: MARINDUQUE, 2022-2023 (IN PERCENT)

PER CAPITA GDP OF MARINDUQUE

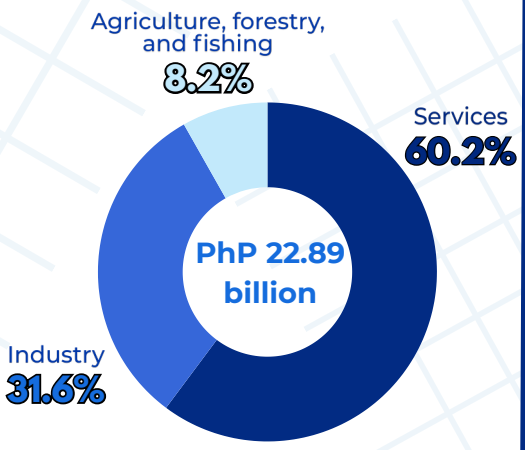
In Terms of Level (in PHP) and Growth Rate, 2021 to 2023

The Per Capita GDP of Marinduque was estimated at 93,348 pesos in 2023, 5.2 percent higher than the 88,763 pesos recorded in 2022.



SHARE OF THE MAJOR INDUSTRIES IN THE ECONOMY OF MARINDUQUE

The province is predominantly Services-based, with Services accounting for the largest share of 60.2 percent of Marinduque's total economy.



SHARE OF THE PROVINCES/HUC TO THE GDP OF THE REGION: MIMAROPA REGION, 2023

