



MIMAROPA's Economy Posts 4.4 Percent Growth in 2024

The economy of the MIMAROPA Region grew by 4.4 percent in 2024, marking a slight deceleration from the 4.6 percent expansion recorded in the previous year.

In a press conference, Philippine Statistics Authority (PSA) MIMAROPA Regional Director (RD) Leni R. Rioflorido reported that the region's economy was estimated at 429.38 billion pesos in 2024, from the 411.15 billion pesos in the previous year.

RD Rioflorido attributed the region's economic growth primarily to the Services sector, which remained to be the leading driver of MIMAROPA's economy in 2024, accounting for 51.1 percent to the total regional economy.

The Industry sector followed, contributing 32.4 percent, while Agriculture, forestry and fishing accounted for 16.5 percent of the regional economy.

"We remain steadfast in our mission to deliver statistics that matter - empowering our stakeholders

continued on page 2

IN THIS ISSUE

MIMAROPA's economy posts 4.4 percent growth in 2024

page 1

RSSO MIMAROPA holds Press Conference on March 2025 Inflation

page 2

Contributor:

Ana Patricia A. Ramos

Statistical Specialist II

Layout Artist:

Joyce P. Ricaña

Assistant Statistician

Prepared by:

Rhoda S. Sulit

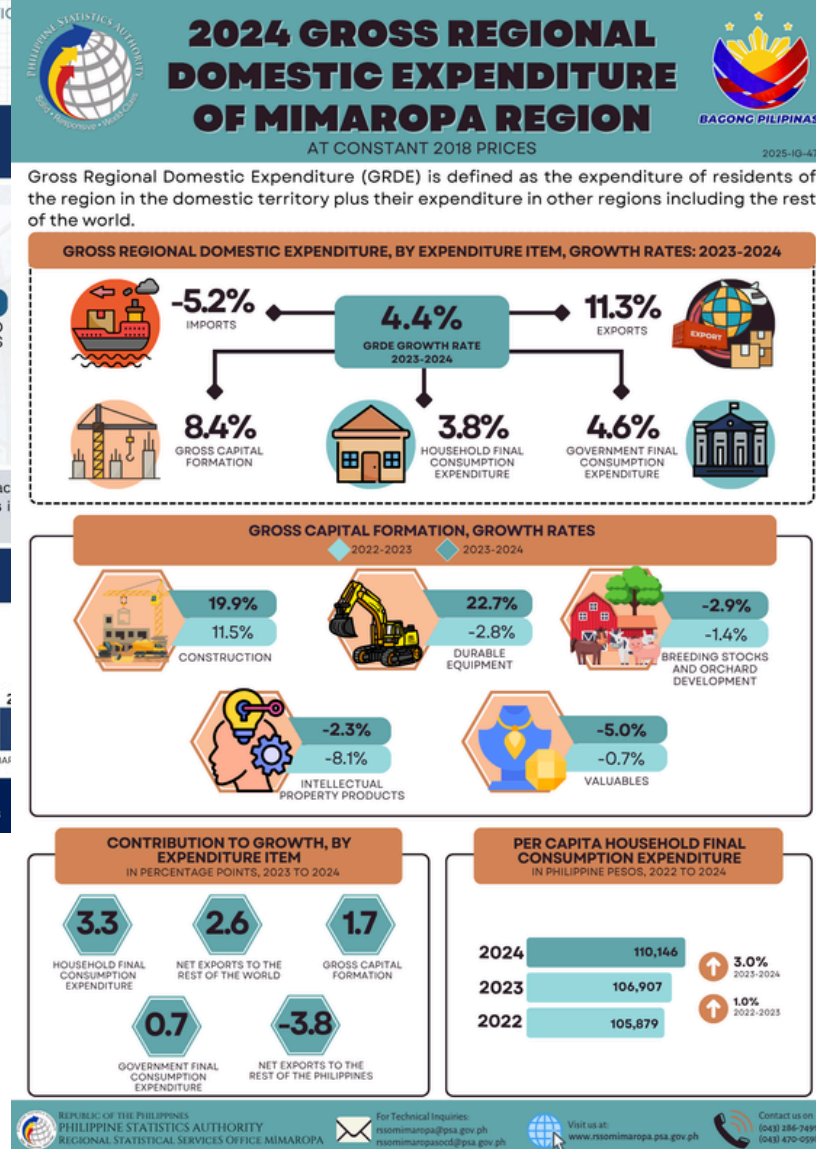
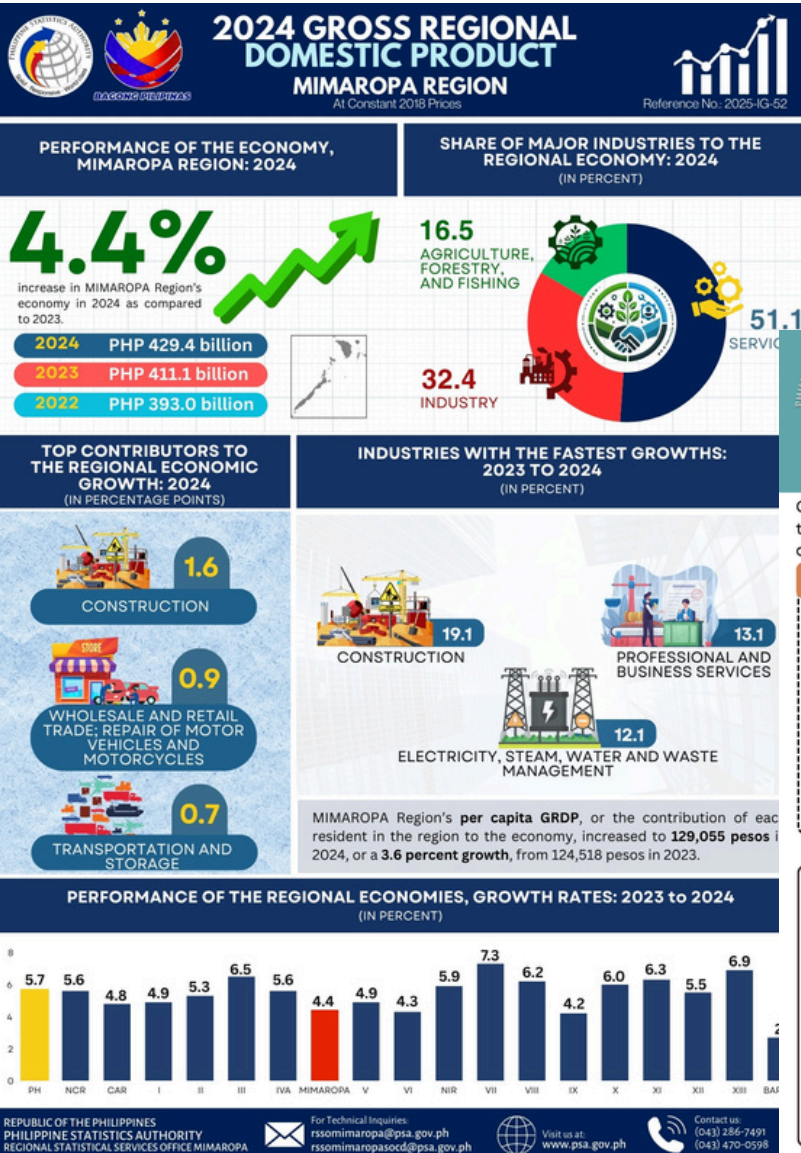
Information Officer I

MIMAROPA Newslink

THE OFFICIAL NEWSLETTER OF PHILIPPINE STATISTICS AUTHORITY MIMAROPA

continuation of page 1...

knowledge that translates into impactful action,” RD Rioflorido said. She reaffirmed the PSA’s commitment to delivering timely, relevant, and accurate data in support of evidence-based policymaking and informed decision making.



MIMAROPA Newslink

THE OFFICIAL NEWSLETTER OF PHILIPPINE STATISTICS AUTHORITY MIMAROPA

RSSO MIMAROPA holds Press Conference on March 2025 Inflation Rate


PSA MIMAROPA conducted a press conference to present the March 2025 Inflation of the MIMAROPA Region on 14 April 2025 in Calapan City, Oriental Mindoro.

Supervising Statistical Specialist (SSS) Oscar H. Gatpandan led the presentation, revealing that the region's headline inflation rate remained at 2.1 percent in March 2025. The main contributors to inflation were food and non-alcoholic beverages, which posted a 1.8 percent inflation. Restaurant and accommodation service recorded a 7.5 percent inflation, while housing, water, electricity, gas and other fuels registered a 2.1 percent inflation. SSS Gatpandan also provided a breakdown of inflation performance of various commodity groups, highlighting which sectors experienced faster, slower, or steady inflation movements compared to the previous month.

PSA MIMAROPA emphasized the importance of monitoring inflation trends as a key indicator for economic planning and policy-making in the region.

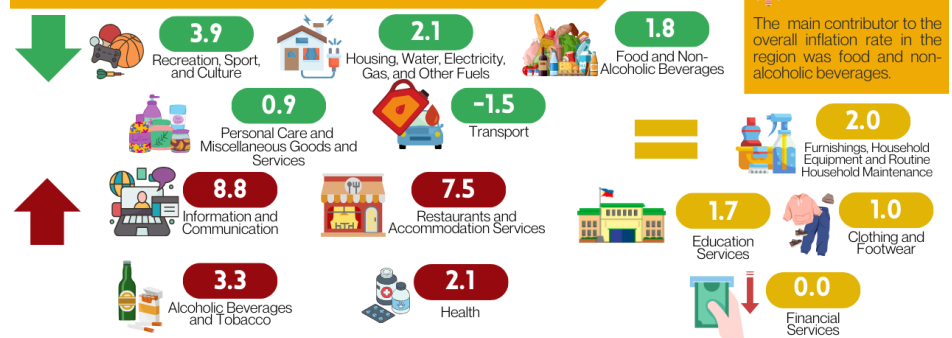
MIMAROPA REGION INFLATION RATE FOR ALL INCOME HOUSEHOLDS (2018=100) MARCH 2025

Reference No. 2025-IG-44



The **INFLATION RATE** is the annual rate of change of the **CONSUMER PRICE INDEX**, expressed in percent.


INFLATION RATE BY COMMODITY GROUP



DID YOU KNOW?
The main contributor to the overall inflation rate in the region was food and non-alcoholic beverages.

Note: ↓ decreased relative to February 2025 inflation ↑ increased relative to February 2025 inflation = same as/equal to February 2025 inflation

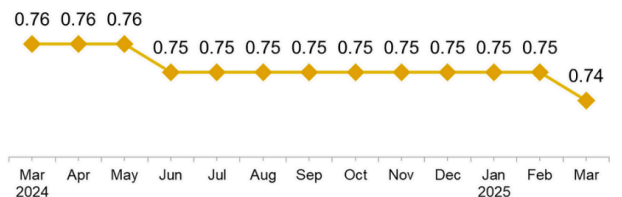
INFLATION RATE BY FOOD GROUP



DID YOU KNOW?
The main contributor to the food inflation was rice.

PURCHASING POWER OF PESO: MARCH 2024 TO MARCH 2025

The **PURCHASING POWER OF PESO** shows how much the peso in the base period is worth in the current period. It is computed as the reciprocal of the CPI for the period under review, multiplied by 100.



REPUBLIC OF THE PHILIPPINES
PHILIPPINE STATISTICS AUTHORITY
REGIONAL STATISTICAL SERVICES OFFICE MIMAROPA

For Technical Inquiries:
rssomimaropa@psa.gov.ph
rssomimaropasocd@psa.gov.ph

Visit us at:
www.psa.gov.ph

Contact us:
(043) 286-7491
(043) 470-0598