

STAT MANDiN

Official Monthly Newsletter of the PSA-Marinduque Provincial Statistical Office



PSA MARINDUQUE PSO'S VIBRANT CELEBRATION OF NATIONAL WOMEN'S MONTH: EMPOWERING WOMEN AND HONORING CONTRIBUTIONS



During National Women's Month, PSA-Marinduque PSO went all out in honoring and celebrating women. The office initiated a series of activities aimed at showcasing its support and appreciation for its women employees. One of the activities was a symbolic dress code in which all employees wore white uniforms every Monday, pinned with purple ribbons throughout the whole month, serving as a visual representation of appreciation for women.

Moreover, recognizing the power of social media, the office utilized its online platforms to highlight the remarkable stories and accomplishments of the amazing women employees throughout the entire month. This served not only to inspire the current workforce but also to empower future generations of women.

Additionally, PSA Marinduque made sure to prioritize the well-being of its female staff by organizing invigorating Zumba sessions every Friday, fostering a sense of community and camaraderie among participants.

Furthermore, on the occasion of International Women's Day, the male staff members took the initiative to express their gratitude and support for their female counterparts through a touching serenade event titled "Harana para kay Juana." During this event, traditional Filipino songs were chanted, and flowers were presented to the women, creating a heartwarming and memorable celebration of the invaluable role women play in society.

The culmination of the efforts was a vibrant event held on March 22, brimming with lively activities like bingo socials and 'guess who I am' games. These activities were crafted to provide office's employees, especially women, with an opportunity to continue enjoying themselves and the Women's Celebration Month. #

PHILSYS UPDATES

198,158 Marinduqueños Registered to PhilSys Step 2 Registration

As Step 2 Registration resumes on 03 January 2024, the cumulative output for the year 2024 was 5,023 registrants. (continued on page 3)

ePhilID issuance has reached 156,454

For January 2024, a total of 1,677 ePhilIDs were successfully issued, which is equivalent to 38.33 percent of the monthly target. (continued on page 3)

MARCH 2024 INFLATION REPORT

0.9%

The headline inflation rate at the provincial level further decreased to 0.9 percent in March 2024. (continued on page 3)

WHAT'S INSIDE?

Page No.

- 2 | 453 children aged 1 – 4 years old already registered to PhilSys Step 2 Registration
- 2 | Conduct of the March 2024 Labor Force Survey (LFS) in Marinduque
- 2 | Marinduque's cereals production declined by 22.87 percent in the second semester of 2023
- 3 | March 2024 Consumer Price Index (CPI)
March 2024 Purchasing Power of Peso (PPP)
- 3 | Learn Something New Today (Series):
PURCHASING POWER OF PESO

453 children aged 1 – 4 years old already registered to PhilSys Step 2 Registration

The Philippine Statistics Authority (PSA) Marinduque Provincial Statistical Office (PSO) launched an initiative on February 13, 2024, to enroll children aged one to four into the Philippine Identification System (PhilSys), showcasing the office's commitment to inclusivity and accessibility nationwide.

Parents or legal guardians are required to accompany the children and present their birth certificates for registration. If parents are unavailable, guardians must provide additional documents and their PhilSys IDs.

The registration links the child's data with that of his parent or guardian. Only demographic details and a front-facing photograph are needed for registration, with biometric information required at age five. During a month-long effort, the PhilSys Registration Team successfully enrolled 453 children, contributing to a total of 193,839 individuals completing Step 2 Registration as of March 11, 2024. #



PhilSys Registration Team conducts PhilSys registration for children 1- 4 years old at Brgy. Lupac, Boac, Marinduque

Conduct of the March 2024 Labor Force Survey (LFS) in Marinduque



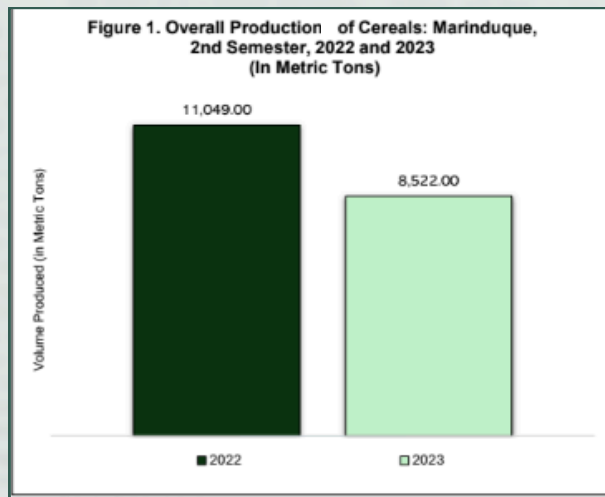
PSA-Marinduque SR conducting interview of respondent from sample households of March 2024 LFS

The Philippine Statistics Authority (PSA) Provincial Statistical Office (PSO) of Marinduque is currently conducting the March 2024 Labor Force Survey (LFS), from March 8 to 28, 2024.

The LFS is a nationwide survey of households conducted by the PSA to gather data on the demographic and socio-economic characteristics of the population. The monthly LFS is an abridged version of the quarterly or the regular LFS. It utilizes the core questions of the regular LFS with additional questions related to the COVID-19 pandemic to generate the core labor and employment indicators including relevant indicators for the COVID-19 recovery program.

For this round of LFS, PSA-Marinduque hired two (2) Statistical Researchers (SRs) to conduct personal interviews with 99 sample households from selected seven barangays from the province's five municipalities, including Cawit in Boac, Bagtingon in Buenavista, Mahunig in Gasan, Argao in Mogpog, Payanas in Torrijos, and, Lapu-lapu and Matalaba in Santa Cruz. #

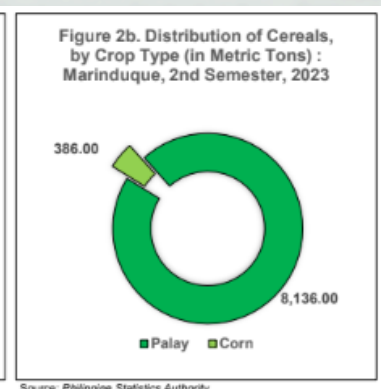
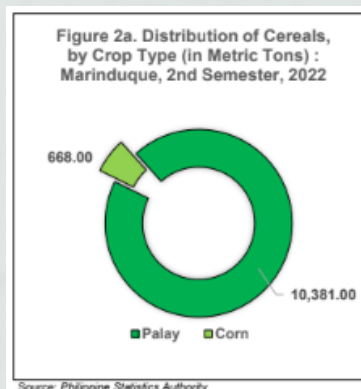
Marinduque's cereals production declined by 22.87 percent in the second semester of 2023



The province of Marinduque's overall productions of cereals for the second semester of 2023 was 8,522.00 metric tons, a 22.87 percent decrease from 11,049.00 metric tons of the same period in the previous year. (Figure 1)

The overall production of cereals for the second semester of 2022 were comprised of 10,381.00 metric tons, or 93.95 percent, of palay and 668.00 metric tons, or 6.05 percent, of corn. (Figure 2a)

Meanwhile, in the second semester of 2023, palay accounted for 8,136.00 metric tons, or 95.47 percent, of the overall production, while corn accounted for 386.00 metric tons, or 4.53 percent. (Figure 2b) #



March 2024 Inflation Report

(continued from page 1)

It is equivalent to a change of -0.6 percentage points from the inflation rate in the previous month at 1.5 percent. In the same reference month of the previous year, it was posted at 9.4 percent. The downtrend of inflation in March 2024 was mainly driven by the combined deceleration in the indices for selected commodity groups such as housing, water, electricity, gas and other fuels at 1.2 percent, food and non-alcoholic beverages at -1.4 percent, and restaurants and accommodation services at 4.5 percent.

On April 12, 2024 - PSA-Marinduque Provincial Statistical Office (PSO) held a press conference at the Marinduque Provincial Statistical Office in Boac, Marinduque. Ms. Gemma N. Opis, Chief Statistical Specialist of PSA Marinduque, spearheaded the event, delivering the March 2024 inflation report of the province.

The discussion highlighted the specific commodity groupings impacting price fluctuations and delved into the primary factors influencing the province's inflation rate.

Concluding the press conference was a question-and-answer session, providing members of the media and attendees the opportunity to engage with CSS Opis, gaining further insights into the inflation report and its implications.

Overall, the event served as a platform to inform, educate, and empower the community with valuable statistical data and analysis to make informed decisions in the future. #



ON AIR: Chief Statistical Specialist Gemma N. Opis presents the province's March 2024 inflation report at Marinduque Provincial Statistical Office, Boac, Marinduque.

PHILSYS UPDATES:

195,158 Marinduqueños Registered to PhilSys Step 2 Registration

(continued from page 1)

This is equivalent to 32.32 percent of the total quarterly target. For the month of January, PhilSys Registration team registered a total of 1,020 registrants, 1,797 for the month of February and 2,206 for the month of March.

On 28 June 2021, PhilSys started the Step 2 Registration in the province of Marinduque with a target of 215,350 registrants, all of which are five years old and above. By the beginning of 2024, the Marinduque Provincial Statistical Office has already registered a cumulative total of 195,158 Marinduqueños, which is equivalent to 90.62 percent of the target individuals set in 2021. #

ePhilID issuance has reached 156,454

(continued from page 1)

Subsequently, in February 2024, there were 2,324 ePhilIDs issued, accounting for 53.14 percent of the monthly target.

And, as of 31 March 2024, the total number of issued ePhilIDs in the province of Marinduque has reached 156,454. Among all municipalities, the highest number of issued ePhilIDs was recorded in the Municipality of Santa Cruz, with a total of 40,470 ePhilIDs, followed by the Municipality of Boac with 30,070, and in the Municipality of Gasan with 24,500. In the Municipality of Mogpog, there were 22,579 ePhilIDs issued. Additionally, in the Municipalities of Torrijos and Buenavista, there were 21,773 and 16,980 ePhilIDs issued, respectively. Meanwhile there are 82 ePhilIDs that were issued to residents of other provinces. #

Learn Something New Today (Series):

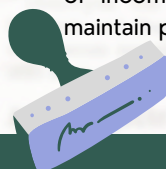
PURCHASING POWER OF PESO

The Purchasing Power of Peso (PPP) refers to the **amount of goods and services that can be bought with one unit of the Philippine peso**. It is a measure of the real value of the peso in a given period relative to a chosen reference period (2018).

It indicates the strength or weakness of the currency in terms of real purchasing ability. Factors such as inflation, interest rates, economic growth, and exchange rates influence its purchasing power.

Understanding the peso's purchasing power helps individuals and businesses make financial decisions and assess the value of income and savings. Policymakers also monitor it to maintain price stability and foster economic growth.

Now you know!



MARCH 2024 CONSUMER PRICE INDEX (CPI)

PhP 130.0

MARCH 2024 PURCHASING POWER OF PESO (PPP)

PhP 0.77

PSA-Marinduque PSO conducts March 2024 Survey of Retail Prices of Selected Commodities and Services for the generation of Consumer Price Index (CPI)



PSA-Marinduque Statistical Researcher gathering prices of a specific basket of goods in sample outlets/establishments.

The Philippine Statistics Authority (PSA) Marinduque Provincial Statistical Office (PSO) completed the March 2024 round of the Survey of Retail Prices of Selected Commodities and Services for the Generation of Consumer Price Index (CPI).

The survey was conducted in two phases: the first from March 1-5, 2024, and the second from March 15-17, 2024. The Retail Price Survey (RPS) is a nationwide monthly survey aimed at gathering data on retail prices and other pertinent marketing information at selected major trading centers throughout the province.

The PSA-Marinduque PSO has employed six Statistical Researchers (SRs) to collect data on the prices of a particular range of goods and services. The SRs have visited six designated outlets located throughout the province for this purpose. #

PARTNERSHIP & LINKAGES

PSA-Marinduque PSO Personnel don traditional caftan attire for 2024 Lenten Parade

The Philippine Statistics Authority (PSA) Marinduque Provincial Statistical Office proudly joined the community parade in solemn observance of the Lenten season on Holy Monday, 25 March 2024.

The event, which was organized by the Marinduque Provincial Government, aims to preserve and promote the province's rich cultural and religious traditions, and was participated by public and private sector personnel wearing their caftan and *moryon* attires. #



PSA-Marinduque personnel wears their caftan attire while joining the 2024 Lenten Parade

Marinduque Labor Market Resilience: Pre-Pandemic to Post-Pandemic Trends (2018-2022)

The labor force saw minor declines in 2019 and 2020 before a notable surge in 2021, peaking at 108.1 thousand, then declining to 99.0 thousand in 2022. Conversely, the employed population showed slight declines in 2019 and 2020 but surged in 2022 to 94.5 thousand, surpassing previous levels. The unemployed population saw an uptick in 2020, followed by decreases in 2021 and 2022. The underemployed population peaked in 2020 and 2021 before declining significantly in 2022. (Table 1)

Table 1. Annual Labor Force, Employment, Unemployment, and Underemployment Statistics in Marinduque: 2018-2022

	2018	2019	2020	2021	2022
Total Persons in the Labor Force (in '000)	105.7	97.0	97.9	108.1	99.0
Total Employed Population (in '000)	100.2	93.1	88.2	101.1	94.5
Total Unemployed Population (in '000)	5.5	3.9	9.8	7.0	4.5
Total Underemployed Population (in '000)	30.8	28.5	40.6	38.2	21.1

Source: Philippine Statistics Authority, Labor Force Survey

The labor force participation rate slightly increased from 2018 to 2019, declined in 2020, surged in 2021 to 68.0 percent, then slightly receded to 61.7 percent in 2022. The employment rate remained robust, with notable peaks at 96.0 percent in 2019 and 95.5 percent in 2022, after a dip to 90.0 percent in 2020. The unemployment rate spiked to 10.0 percent in 2020 before declining to 4.5 percent in 2022. The underemployment rate peaked at 46.0 percent in 2020, then dropped to 22.3 percent by 2022. (Table 2)#

Table 2. Annual Labor Market Participation, Employment, Unemployment, and Underemployment Rates in Marinduque: 2018-2022

	2018	2019	2020	2021	2022
Labor Force Participation Rate (%)	61.3	62.7	62.2	68.0	61.7
Employment Rate (%)	94.8	96.0	90.0	93.5	95.5
Unemployment Rate (%)	5.2	4.0	10.0	6.5	4.5
Underemployment Rate (%)	30.7	30.6	46.0	37.8	22.3

Source: Philippine Statistics Authority, Labor Force Survey

QUOTE OF THE MONTH

"The best teamwork comes from men who are working independently toward one goal in unison."

- James Cash Penney



EDITORIAL TEAM

Editor in Chief:
GEMMA N. OPIS
Chief Statistical Specialist

Writers/Contributors:

SHIELA MAE MATINING
Birth Registration Agent
COSW

KANE CAROL MATIBAG
Statistical Analyst
COSW

DANICA GAMARA
Information Officer I
Contractual

Layout & Design
SONNY JR. R. DE LA CRUZ
Information Systems Analyst I
COSW



www.psa.gov.ph
rsommarapa.psa.gov.ph/marinduque



@PhilippineStatisticsAuthority
@psa.marinduque



@PSAgovph
@PSA_Marinduque