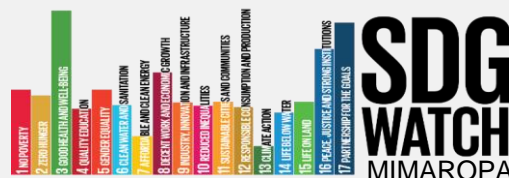



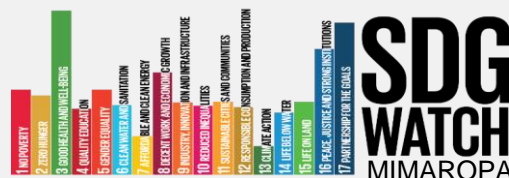
As of July 31, 2021

| Goals/Targets/Indicators | Baseline | | Latest | | Data Source Agency |
|---|-------------|-------------|-------------|-------------|--------------------|
| | Data | Year | Data | Year | |
| GOAL 3. ENSURE HEALTHY LIVES AND PROMOTE WELLBEING FOR ALL AT ALL AGES | | | | | |
| target 3.1 By 2030, reduce the global maternal mortality ratio to less than 70 per 100,000 live births | | | | | |
| 3.1.2 Proportion of births attended by skilled health personnel | 80.2 | 2016 | 83.1 | 2019 | FHSIS, DOH |
| Marinduque | 93.8 | 2016 | 99.0 | 2019 | |
| Occidental Mindoro | 71.7 | 2016 | 77.5 | 2019 | |
| Oriental Mindoro | 82.0 | 2016 | 90.6 | 2019 | |
| Palawan | 73.2 | 2016 | 79.8 | 2019 | |
| Romblon | 96.6 | 2016 | 0.0 | 2019 | |
| <i>Puerto Princesa City</i> | 92.5 | 2016 | 95.5 | 2019 | |
| 3.1.s1 Proportion of births delivered in a health facility | 76.6 | 2016 | 64.0 | 2019 | FHSIS, DOH |
| Marinduque | 57.0 | 2016 | 98.9 | 2019 | |
| Occidental Mindoro | 70.9 | 2016 | 77.1 | 2019 | |
| Oriental Mindoro | 86.7 | 2016 | 19.2 | 2019 | |
| Palawan | 66.6 | 2016 | 76.6 | 2019 | |
| Romblon | 98.6 | 2016 | 98.5 | 2019 | |
| <i>Puerto Princesa City</i> | 75.7 | 2016 | 95.0 | 2019 | |
| target 3.2 By 2030, end preventable deaths of newborns and children under 5 years of age, with all countries aiming to reduce neonatal mortality to at least as low as 12 per 1,000 live births and under-5 mortality to at least as low as 25 per 1,000 live births | | | | | |
| 3.2.1 Under-five mortality rate per 1,000 livebirths | 13.8 | 2016 | 10.0 | 2020 | FHSIS, DOH |
| Marinduque | 21.1 | 2016 | 14.5 | 2020 | |
| Occidental Mindoro | 20.4 | 2016 | 13.0 | 2020 | |
| Oriental Mindoro | 11.8 | 2016 | 4.2 | 2020 | |
| Palawan | 10.9 | 2016 | 10.4 | 2020 | |
| Romblon | 5.4 | 2016 | 0.0 | 2020 | |
| <i>Puerto Princesa City</i> | 17.4 | 2016 | 23.2 | 2020 | |
| 3.2.2 Neonatal mortality rate per 1,000 livebirths | 3.3 | 2016 | 3.5 | 2020 | FHSIS, DOH |
| Marinduque | 0.0 | 2016 | 8.3 | 2020 | |
| Occidental Mindoro | 7.3 | 2016 | 6.7 | 2020 | |
| Oriental Mindoro | 0.3 | 2016 | 0.6 | 2020 | |
| Palawan | 3.3 | 2016 | 0.8 | 2020 | |
| Romblon | 0.2 | 2016 | n.d.a | 2020 | |
| <i>Puerto Princesa City</i> | 8.2 | 2016 | 14.3 | 2020 | |
| 3.2.s1 Infant Mortality Rate per 1,000 livebirths | 10.4 | 2016 | 7.8 | 2020 | FHSIS, DOH |
| Marinduque | 14.9 | 2016 | 10.8 | 2020 | |
| Occidental Mindoro | 15.5 | 2016 | 8.7 | 2020 | |
| Oriental Mindoro | 6.9 | 2016 | 2.9 | 2020 | |
| Palawan | 9.3 | 2016 | 8.4 | 2020 | |
| Romblon | 5.0 | 2016 | 3.8 | 2020 | |
| <i>Puerto Princesa City</i> | 14.2 | 2016 | 18.9 | 2020 | |
| target 3.3 By 2030, end the epidemics of AIDS, tuberculosis, malaria and neglected tropical diseases and combat hepatitis, water-borne diseases and other communicable diseases | | | | | |
| 3.3.1.p1 Number of new HIV infections (newly diagnosed cases/year) | 106 | 2016 | 173 | 2020 | |
| Marinduque | 9 | 2016 | 5 | 2020 | |
| Occidental Mindoro | 7 | 2016 | 22 | 2020 | |




As of July 31, 2021

| Goals/Targets/Indicators | Baseline | | Latest | | Data Source Agency |
|--|-------------|-------------|-------------|-------------|------------------------------|
| | Data | Year | Data | Year | |
| 3 GOOD HEALTH AND WELL-BEING  GOAL 3. ENSURE HEALTHY LIVES AND PROMOTE WELLBEING FOR ALL AT ALL AGES | | | | | |
| Oriental Mindoro | 28 | 2016 | 39 | 2020 | DOH |
| Palawan | 16 | 2016 | 55 | 2020 | |
| Romblon | 6 | 2016 | 13 | 2020 | |
| <i>Puerto Princesa City</i> | 40 | 2016 | 39 | 2020 | |
| 3.3.2 Tuberculosis incidence per 100,000 population | 382 | 2016 | 287 | 2020 | FHSIS, DOH |
| Marinduque | 536 | 2016 | 296 | 2020 | |
| Occidental Mindoro | 477 | 2016 | 319 | 2020 | |
| Oriental Mindoro | 420 | 2016 | 281 | 2020 | |
| Palawan | 269 | 2016 | 252 | 2020 | |
| Romblon | 359 | 2016 | 284 | 2020 | |
| <i>Puerto Princesa City</i> | 354 | 2016 | 362 | 2020 | |
| 3.3.3 Malaria incidence per 100,000 population | 215 | 2016 | 188 | 2020 | FHSIS, DOH |
| Marinduque | 0 | 2016 | 0 | 2020 | |
| Occidental Mindoro | 2 | 2016 | 0 | 2020 | |
| Oriental Mindoro | 0 | 2016 | 0 | 2020 | |
| Palawan | 648 | 2016 | 610 | 2020 | |
| Romblon | 0 | 2016 | 0 | 2020 | |
| <i>Puerto Princesa City</i> | 241 | 2016 | 98 | 2020 | |
| target 3.4 By 2030, reduce by one third premature mortality from non-communicable diseases through prevention and treatment and promote mental health and well-being | | | | | |
| 3.4.1 Mortality rate attributed to cardiovascular disease, cancer, diabetes or chronic respiratory disease | 4.2 | 2016 | 4.3 | 2019 | Vital Statistics Report, PSA |
| 3.4.1.1 Mortality rate attributed to cardiovascular disease | 2.4 | 2016 | 2.5 | 2019 | |
| 3.4.1.2 Mortality rate attributed to cancer ^{1/} | 0.9 | 2016 | 1.0 | 2019 | |
| 3.4.1.3 Mortality rate attributed to diabetes | 0.5 | 2016 | 0.5 | 2019 | |
| 3.4.1.4 Mortality rate attributed to chronic respiratory disease | 0.3 | 2016 | 0.3 | 2019 | |
| target 3.6 By 2020, halve the number of global deaths and injuries from road traffic accidents | | | | | |
| 3.6.1 Death rate due to road traffic injuries ^{2/} | 12.5 | 2016 | 13.6 | 2019 | Vital Statistics Report, PSA |
| target 3.7 By 2030, ensure universal access to sexual and reproductive health-care services, including for family planning, information and education, and the integration of reproductive health into national strategies and programmes | | | | | |
| 3.7.1 Proportion of women of reproductive age (aged 15-49 years) who have their need for family planning satisfied [provided] with modern methods | 55.1 | 2013 | 61.7 | 2017 | NDHS, PSA |
| 3.7.2 Adolescent aged 15-19 years birth rate per 1,000 women in that age group ^{3/} | 47.0 | 2017 | 47.0 | 2017 | NDHS, PSA |
| 3.7.s1 Contraceptive Prevalence Rate | 61.7 | 2016 | 34.3 | 2020 | NDHS, PSA |
| Marinduque | 43.6 | 2016 | 25.0 | 2020 | |
| Occidental Mindoro | 51.6 | 2016 | 28.8 | 2020 | |
| Oriental Mindoro | 72.3 | 2016 | 28.1 | 2020 | |
| Palawan | 59.5 | 2016 | 34.2 | 2020 | |
| Romblon | 52.6 | 2016 | 6.6 | 2020 | |
| <i>Puerto Princesa City</i> | 65.9 | 2016 | 44.6 | 2020 | |
| target 3.8 Achieve universal health coverage, including financial risk protection, access to quality essential health-care services and access to safe, effective, quality and affordable essential medicines and vaccines for all | | | | | |
| 3.8.s1 Percentage of population covered by the social health insurance | 47.0 | 2018 | 44.9 | 2020 | |



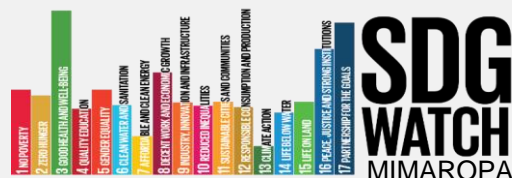
As of July 31, 2021

| Goals/Targets/Indicators | Baseline | | Latest | | Data Source Agency | |
|--|---|-------------|-------------|-------------|------------------------|------------------------------|
| | Data | Year | Data | Year | | |
| 3 GOOD HEALTH AND WELL-BEING  GOAL 3. ENSURE HEALTHY LIVES AND PROMOTE WELLBEING FOR ALL AT ALL AGES | | | | | | |
| Marinduque | 47.1 | 2018 | 46.8 | 2020 | Admin Data, PhilHealth | |
| Occidental Mindoro | 43.2 | 2018 | 42.6 | 2020 | | |
| Oriental Mindoro | 48.2 | 2018 | 47.6 | 2020 | | |
| Palawan | 45.5 | 2018 | 43.4 | 2020 | | |
| Romblon | 55.1 | 2018 | 46.0 | 2020 | | |
| target 3.9 By 2030, substantially reduce the number of deaths and illnesses from hazardous chemicals and air, water and soil pollution and contamination | | | | | | |
| 3.9.3 | Mortality rate attributed to unintentional poisoning | 0.2 | 2016 | 0.3 | 2018 | Vital Statistics Report, PSA |
| target 3.a Strengthen the implementation of the World Health Organization Framework Convention on Tobacco Control in all countries, as appropriate. | | | | | | |
| 3.a.s1 Prevalence of current tobacco use ^{4/ 5/ 7/} | | | | | | |
| Prevalence of current tobacco use of 10-19.9 years old | | | | | | |
| Marinduque | n.d.a | 2016 | 3.6 | 2019 | NNS, ENNS, FNRI-DOST | |
| Occidental Mindoro | 4.0 | 2016 | n.d.a | 2019 | | |
| Oriental Mindoro | n.d.a | 2016 | n.d.a | 2019 | | |
| Palawan | n.d.a | 2016 | 3.7 | 2019 | | |
| Romblon | n.d.a | 2016 | n.d.a | 2019 | | |
| <i>Puerto Princesa City</i> | n.d.a | 2016 | 4.7 | 2019 | | |
| Prevalence of current tobacco use of 20 years old and over | | | | | | |
| Marinduque | n.d.a | 2016 | 13.9 | 2019 | | |
| Occidental Mindoro | 23.3 | 2016 | n.d.a | 2019 | | |
| Oriental Mindoro | n.d.a | 2016 | n.d.a | 2019 | | |
| Palawan | n.d.a | 2016 | 25.9 | 2019 | | |
| Romblon | n.d.a | 2016 | n.d.a | 2019 | | |
| <i>Puerto Princesa City</i> | n.d.a | 2016 | 20.3 | 2019 | | |
| target 3.b Support the research and development of vaccines and medicines for the communicable and non-communicable diseases that primarily affect developing countries, provide access to affordable essential medicines and vaccines, in accordance with the Doha Declaration on the TRIPS Agreement and Public Health, which affirms the right of developing countries to use to the full the provisions in the Agreement on Trade-Related Aspects of Intellectual Property Rights regarding flexibilities to protect public health, and, in particular, provide access to medicines for all | | | | | | |
| 3.b.1.p1 | Proportion of fully immunized children ^{6/} | 66.5 | 2016 | 51.4 | 2020 | FHSIS, DOH |
| Marinduque | 69.5 | 2016 | 60.8 | 2020 | | |
| Occidental Mindoro | 63.1 | 2016 | 68.7 | 2020 | | |
| Oriental Mindoro | 77.1 | 2016 | 59.1 | 2020 | | |
| Palawan | 64.6 | 2016 | 35.3 | 2020 | | |
| Romblon | 59.9 | 2016 | 37.3 | 2020 | | |
| <i>Puerto Princesa City</i> | 49.9 | 2016 | 55.3 | 2020 | | |

The **SDG Watch** is compiled by the **Philippine Statistics Authority** as the official repository of SDG indicators in the Philippines per **PSA Board Resolution No. 09 Series of 2017**. More statistical information on the Philippine SDGs can be accessed at <http://psa.gov.ph/sdg>.

- Notes:**
- 1/ Mortality rate attributed to cancer was revised due to the changed in the population projections used from the 2010-based to 2015-based.
 - 2/ Death rate due to road traffic injuries was revised based on per 100,000 population, which is consistent with the Global SDG indicator.
 - 3/ National data; Disaggregations by region not yet available in the survey
 - 4/ Special survey; Only Occidental Mindoro was included as sample for MIMAROPA Region in the 2016 NNS
 - 5/ Only Oriental Mindoro was included as sample for MIMAROPA Region in the 2018 ENNS
 - 6/ Infants who received one dose of BCG, three doses each of OPV, DPT, and Hepatitis B vaccines, and one dose of measles vaccine before reaching one year of age.
 - 7/ Marinduque, Palawan, and Puerto Princesa were included as sample for MIMAROPA Region in the 2019 ENNS

ACRONYMS:



As of July 31, 2021

| Goals/Targets/Indicators | Baseline | | Latest | | Data Source Agency |
|---|----------|------|--------|------|--------------------|
| | Data | Year | Data | Year | |
|  GOAL 3. ENSURE HEALTHY LIVES AND PROMOTE WELLBEING FOR ALL AT ALL AGES | | | | | |

- DOH** Department of Health
- FHSIS** Field Health Service Information System
- FNRI-DOST** Food and Nutrition Research Institute, Department of Science and Technology
- NDHS** National Demographic and Health Survey
- NNS** National Nutrition Survey
- PhilHealth** Philippine Health Insurance Corporation
- PSA** Philippine Statistics Authority