


As of July 31, 2021

Goals/Targets/Indicators	Baseline		Latest		Data Source Agency
	Data	Year	Data	Year	
 <b>GOAL 4. ENSURE INCLUSIVE AND QUALITY EDUCATION FOR ALL AND PROMOTE LIFELONG LEARNING</b>					
<b>target 4.1</b>	<b>By 2030, ensure that all girls and boys complete free, equitable and quality primary and secondary education leading to relevant and effective learning outcomes</b>				
<b>4.1.s1.1</b>	<b>Completion Rate of elementary students</b>	<b>92.3</b>	<b>2016</b>	<b>96.7</b>	<b>2019</b>
	Marinduque	94.5	2016	96.8	2019
	Occidental Mindoro	91.9	2016	92.7	2019
	Oriental Mindoro	91.3	2016	96.6	2019
	Palawan	87.3	2016	98.2	2019
	Romblon	94.1	2016	95.1	2019
	<i>Puerto Princesa City</i>	97.6	2016	97.7	2019
<b>4.1.s1.2</b>	<b>Completion Rate of secondary students (Junior Highschool)</b>	<b>79.9</b>	<b>2016</b>	<b>85.2</b>	<b>2019</b>
	Marinduque	81.7	2016	87.7	2019
	Occidental Mindoro	73.1	2016	83.4	2019
	Oriental Mindoro	80.6	2016	89.1	2019
	Palawan	76.3	2016	80.3	2019
	Romblon	86.0	2016	88.8	2019
	<i>Puerto Princesa City</i>	88.9	2016	86.2	2019
<b>4.1.s2.1</b>	<b>Cohort Survival Rate of elementary students</b>	<b>93.6</b>	<b>2016</b>	<b>97.3</b>	<b>2019</b>
	Marinduque	95.2	2016	96.8	2019
	Occidental Mindoro	92.7	2016	94.1	2019
	Oriental Mindoro	92.4	2016	97.1	2019
	Palawan	88.9	2016	99.0	2019
	Romblon	95.0	2016	95.6	2019
	<i>Puerto Princesa City</i>	100.0	2016	98.5	2019
<b>4.1.s2.2</b>	<b>Cohort Survival Rate of secondary students</b>	<b>82.3</b>	<b>2016</b>	<b>86.2</b>	<b>2019</b>
	Marinduque	83.5	2016	89.0	2019
	Occidental Mindoro	75.2	2016	84.7	2019
	Oriental Mindoro	83.3	2016	89.7	2019
	Palawan	78.9	2016	81.3	2019
	Romblon	87.4	2016	89.5	2019
	<i>Puerto Princesa City</i>	93.2	2016	87.6	2019
<b>4.1.s3.1</b>	<b>Dropout Rate or School Leavers Rate in elementary students</b>	<b>1.7</b>	<b>2016</b>	<b>0.9</b>	<b>2018</b>
	Marinduque	0.9	2016	0.0	2018
	Occidental Mindoro	1.9	2016	0.8	2018
	Oriental Mindoro	2.0	2016	1.2	2018
	Palawan	2.6	2016	2.5	2018
	Romblon	1.3	2016	0.3	2018
	<i>Puerto Princesa City</i>	0.4	2016	0.1	2018
<b>4.1.s3.2</b>	<b>Dropout Rate or School Leavers Rate in secondary students (Junior Highschool)</b>	<b>6.4</b>	<b>2016</b>	<b>5.0</b>	<b>2019</b>

EBEIS, DepEd

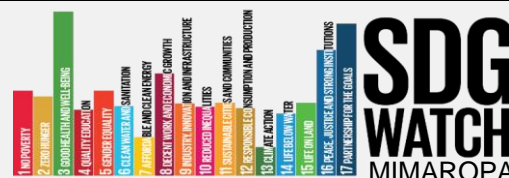
EBEIS, DepEd

EBEIS, DepEd


EBEIS, DepEd

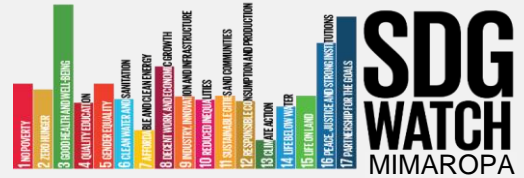
EBEIS, DepEd

EBEIS, DepEd



As of July 31, 2021

Goals/Targets/Indicators	Baseline		Latest		Data Source Agency
	Data	Year	Data	Year	
 <b>GOAL 4. ENSURE INCLUSIVE AND QUALITY EDUCATION FOR ALL AND PROMOTE LIFELONG LEARNING</b>					
Marinduque	5.9	2016	4.2	2019	
Occidental Mindoro	9.2	2016	5.5	2019	
Oriental Mindoro	6.0	2016	3.7	2019	
Palawan	7.7	2016	6.8	2019	
Romblon	4.6	2016	3.8	2019	
<i>Puerto Princesa City</i>	2.6	2016	4.4	2019	
<b>target 4.2</b>	<b>By 2030, ensure that all girls and boys have access to quality early childhood development, care and pre-primary education so that they are ready for primary education</b>				
<b>4.2.2</b>	<b>Participation rate in organized learning (one year before the official primary entry age)</b>	<b>64.5</b>	<b>2016</b>	<b>58.6</b>	<b>2019</b>
Boys	65.1	2016	58.0	2019	EBEIS, DepEd
Girls	63.9	2016	59.3	2019	
<b>target 4.3</b>	<b>By 2030, ensure equal access for all women and men to affordable and quality technical, vocational and tertiary education, including university</b>				
<b>4.3.s1</b>	<b>Net Enrolment Rate in elementary education</b>	<b>95.0</b>	<b>2016</b>	<b>90.3</b>	<b>2019</b>
Marinduque	95.4	2016	88	2019	EBEIS, DepEd
Occidental Mindoro	91.0	2016	86	2019	
Oriental Mindoro	92.6	2016	89	2019	
Palawan	95.1	2016	93	2019	
Romblon	95.7	2016	87	2019	
<i>Puerto Princesa City</i>	106.6	2016	103	2019	
<b>4.3.s2</b>	<b>Net Enrolment Rate in secondary education</b>				
Junior High School	75.7	2017	81.1	2019	EBEIS, DepEd
Marinduque	82.0	2017	86.2	2019	
Occidental Mindoro	71.3	2017	76.8	2019	
Oriental Mindoro	76.4	2017	81.6	2019	
Palawan	69.5	2017	74.9	2019	
Romblon	79.4	2017	86.2	2019	
<i>Puerto Princesa City</i>	86.8	2017	92.9	2019	
Senior High School	43.3	2017	46.0	2019	
Marinduque	50.2	2017	50.4	2019	
Occidental Mindoro	36.7	2017	40.6	2019	
Oriental Mindoro	44.6	2017	49.3	2019	
Palawan	32.5	2017	35.5	2019	
Romblon	48.5	2017	48.9	2019	
<i>Puerto Princesa City</i>	55.4	2017	58.9	2019	
<b>4.3.s3</b>	<b>Passing rate in licensure exam (HEd)</b>	<b>33.1</b>	<b>2016</b>	<b>35.8</b>	<b>2019</b>
Marinduque	39.5	2016	36.6	2019	PRC, CHED
Occidental Mindoro	19.4	2016	34.8	2019	
Oriental Mindoro	31.3	2016	33.7	2019	
Palawan	39.4	2016	33.4	2019	
Romblon	30.9	2016	30.0	2019	



As of July 31, 2021

Goals/Targets/Indicators	Baseline		Latest		Data Source Agency
	Data	Year	Data	Year	
<b>GOAL 4. ENSURE INCLUSIVE AND QUALITY EDUCATION FOR ALL AND PROMOTE LIFELONG LEARNING</b>					
<i>Puerto Princesa City</i>	39.4	2016	39.3	2019	
<b>4.3.s4 Certification rate (TVET)</b>	<b>90.4</b>	<b>2016</b>	<b>93.0</b>	<b>2020</b>	<b>TESDA</b>
<b>target 4.4</b>	<b>By 2030, substantially increase the number of youth and adults who have relevant skills, including technical and vocational skills, for employment, decent jobs and entrepreneurship</b>				
<b>4.4.1.p1 Proportion of population with exposure to internet</b>	<b>35.6</b>	<b>2013</b>	<b>68.9</b>	<b>2019</b>	
4.4.1.p1.1 Proportion of population with exposure to social interaction in the internet	31.3	2013	67.2	2019	FLEMMS, PSA
4.4.1.p1.2 Proportion of population with exposure to research work/study in the internet	29.7	2013	56.9	2019	
<b>target 4.5</b>	<b>By 2030, eliminate gender disparities in education and ensure equal access to all levels of education and vocational training for the vulnerable, including persons with disabilities, indigenous peoples and children in vulnerable situations</b>				
<b>4.5.1 Parity indices (female/male, rural/urban, bottom/top wealth quintile and others such as disability status, indigenous peoples and conflict-affected, as data become available) for all education indicators on this list that can be disaggregated</b>					
4.5.1.1 Ratio of girls to boys in primary education	0.9	2016	0.9	2019	<b>EBEIS, DepEd</b>
4.5.1.2 Ratio of girls to boys in secondary education (Junior High School)	1.0	2016	1.0	2019	<b>EBEIS, DepEd</b>
4.5.1.3 Ratio of girls to boys in tertiary education	1.4	2016	1.4	2018	<b>CHECKS, CHED</b>
<b>target 4.c</b>	<b>By 2030, substantially increase the supply of qualified teachers, including through international cooperation for teacher training in developing countries, especially least developed countries and small island developing States</b>				
<b>4.c.s2 Number of TVET trainers trained</b>	<b>139</b>	<b>2016</b>	<b>151</b>	<b>2020</b>	<b>TESDA</b>
The <b>SDG Watch</b> is compiled by the <b>Philippine Statistics Authority</b> as the official repository of SDG indicators in the Philippines per <b>PSA Board Resolution No. 09 Series of 2017</b> . More statistical information on the Philippine MDGs can be accessed at <a href="http://psa.gov.ph/sdg">http://psa.gov.ph/sdg</a> .					

**ACRONYMS:**

CHED	Commission on Higher Education
CHECKS	CHED Electronic Collection & Knowledge System
DepEd	Department of Education
EBEIS	Enhanced Basic Education Information System
FLEMMS	Functional Literacy, Education and Mass Media Survey
Hed	Higher Education
PRC	Professional Regulation Commission
PSA	Philippine Statistics Authority
TESDA	Technical Education and Skills Development Authority
TVET	Technical-Vocational Education and Training