



SPECIAL RELEASE

2022 DEATH STATISTICS IN MARINDUQUE (PRELIMINARY)

Date of Release: 07 May 2024

Reference No.: 2024SR-05-12

Explanatory Note

Data presented in this Special Release were obtained from the timely and delayed registered births at the Office of the Municipal Civil Registrars throughout the province and submitted to the Office of the Civil Registrar-General through the Philippine Statistics Authority (PSA)-Provincial Statistical Office (PSO) for encoding. Information presented includes the deaths that occurred from January to December 2022. Figures and tables presented herein are still preliminary and may differ from the final counts.

Among the Philippines' registered deaths in 2022 (679,766), MIMAROPA Region accounted for 2.79 percent (18,966 deaths), according to data released as of 06 February 2024. Within MIMAROPA, Marinduque province contributed 9.50 percent (1,802 deaths) to the region's total registered deaths. On average, around 150 deaths are recorded monthly in Marinduque, translating to roughly 5 deaths every day.

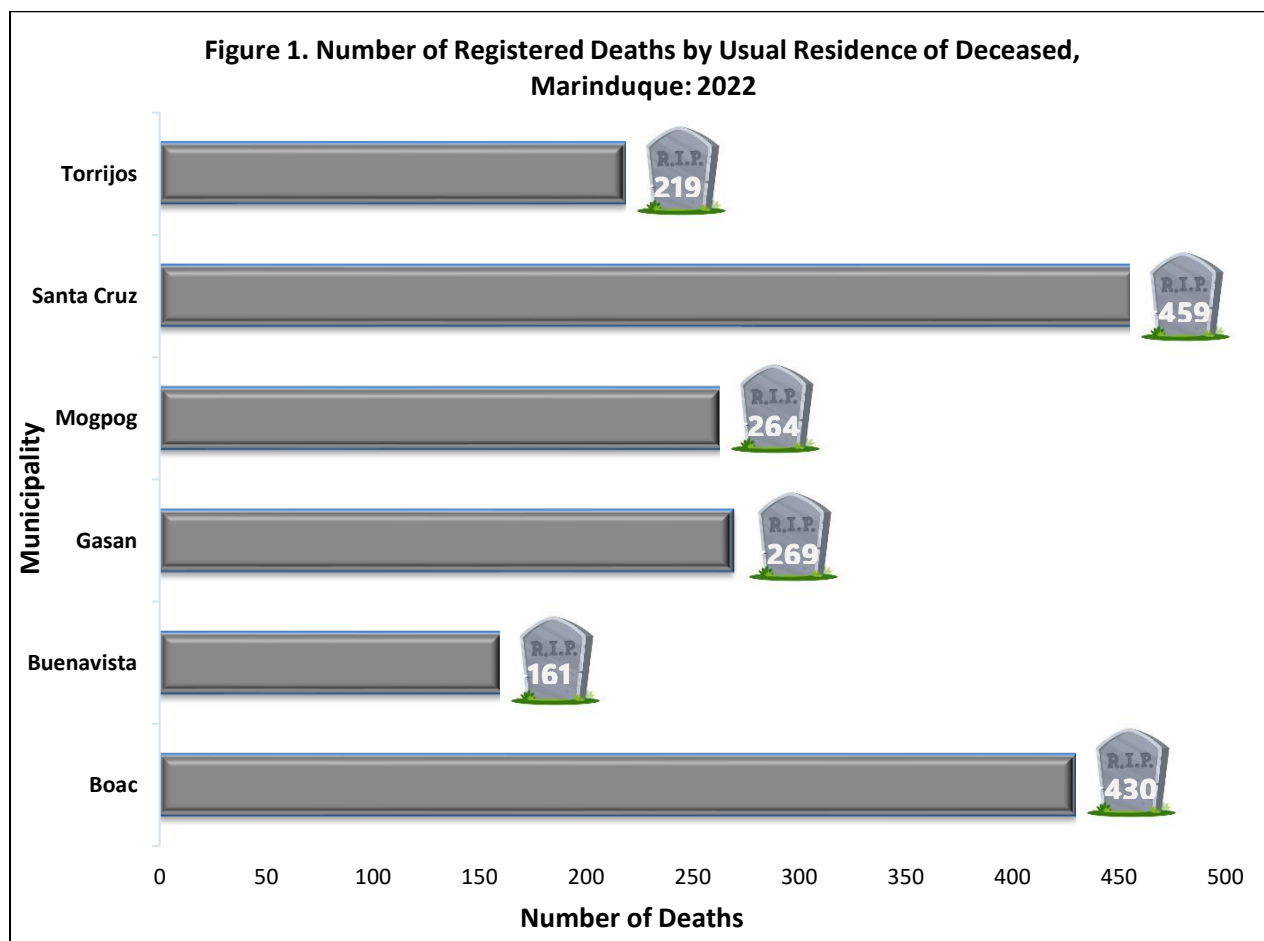
Table 1. Number of Registered Deaths, Marinduque: 2022

REGION, PROVINCE	Registered Deaths (by Usual Residence of Deceased)
PHILIPPINES	679,766
MIMAROPA	18,966
Marinduque	1,802

Source: Philippine Statistics Authority, Civil Registration Service, Vital Statistics Division
 Note: Figures are results of actual registration without any adjustment for under-registration.

Within Marinduque, the distribution of deaths varied considerably across municipalities. Santa Cruz topped the list, recording the highest number of deaths at 459, which translates to 25.47 percent of the province's total. Conversely, Buenavista registered the fewest deaths at 161,

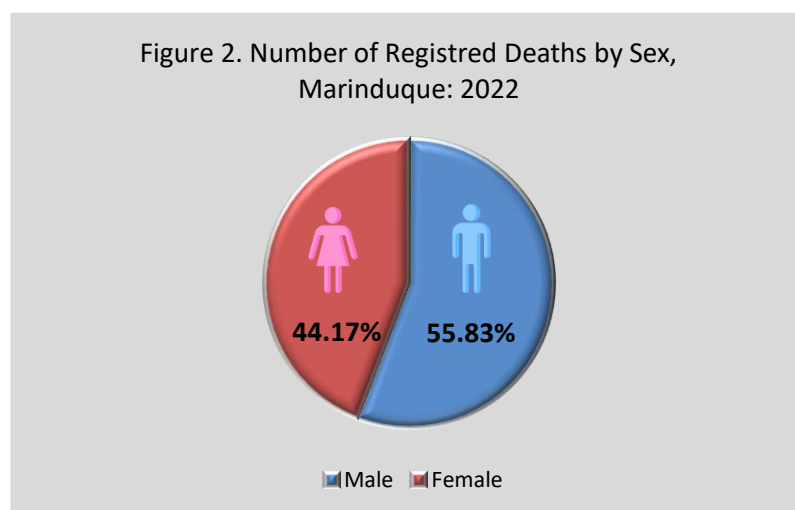
accounting for only 8.93 percent of all mortalities in Marinduque. This significant disparity highlights the potential for geographical variations in mortality rates within the province.



Source: Philippine Statistics Authority, Civil Registration Service, Vital Statistics Division
 Note: Figures are results of actual registration without any adjustment for under-registration.

Males tend to have a higher mortality rate than females.

Marinduque's mortality data for 2022 reflects gender difference. Males accounted for a higher proportion of deaths with 1,006 registered deaths, or 55.83 percent, compared to females with 796 registered deaths, or 44.17 percent, out of the 1,802 registered deaths.

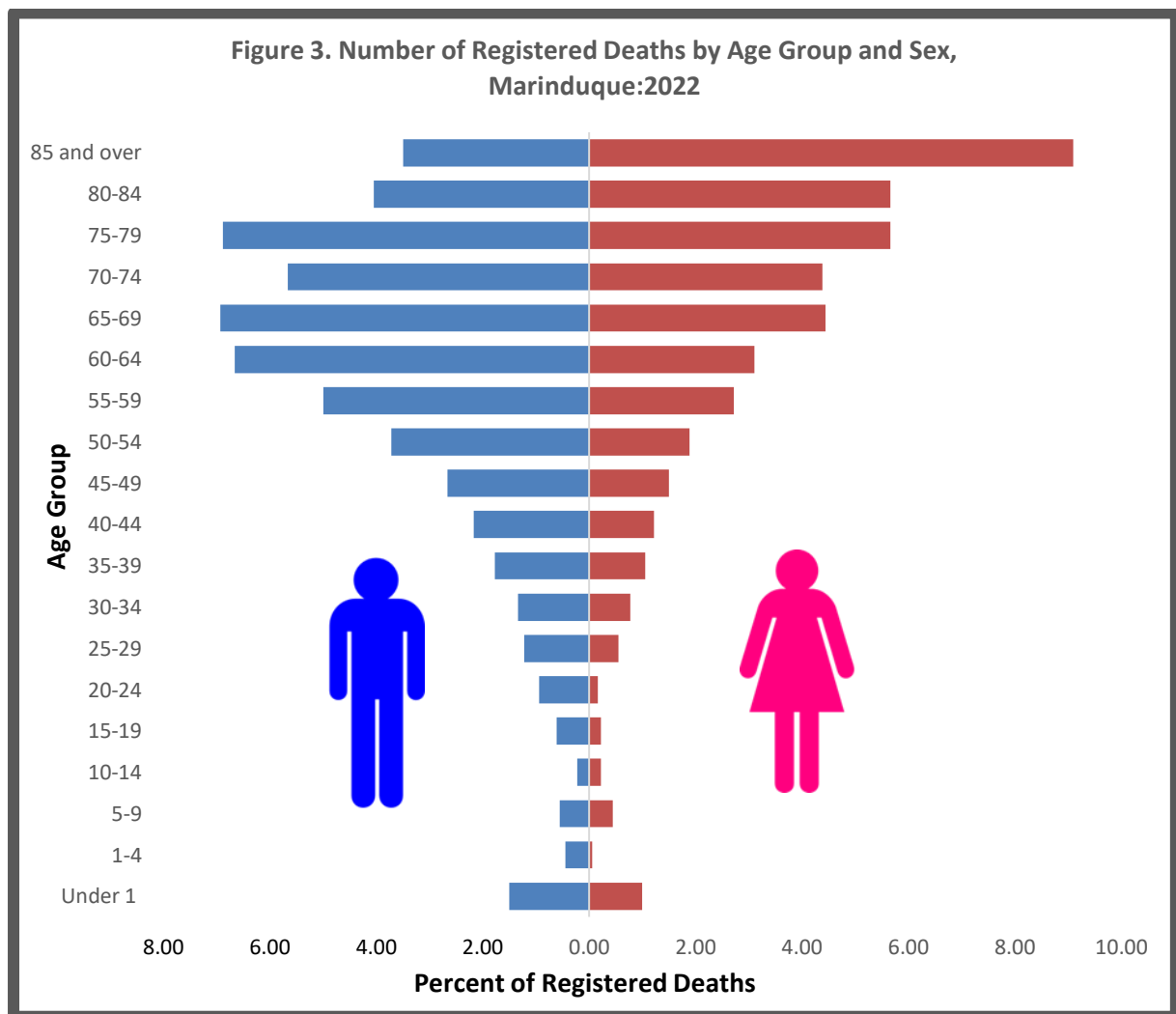


Source: Philippine Statistics Authority, Civil Registration Service, Vital Statistics Division
 Note: Figures are results of actual registration without any adjustment for under-registration.

Individuals aged 85 and over accounted for the highest number of deaths.

An analysis of death by age group in Marinduque for 2022 reveals an interesting pattern. The oldest demographic, those aged 85 and over, accounted for the highest number of deaths (227), translating to 12.60 percent of the total (1,802). Conversely, the age group of 10-14 years old recorded the fewest deaths, with only 8 registered, representing just 0.44 percent of all mortalities.

The data reveals a disparity in the 65-69 age group, with males experiencing higher mortality rates compared to females.

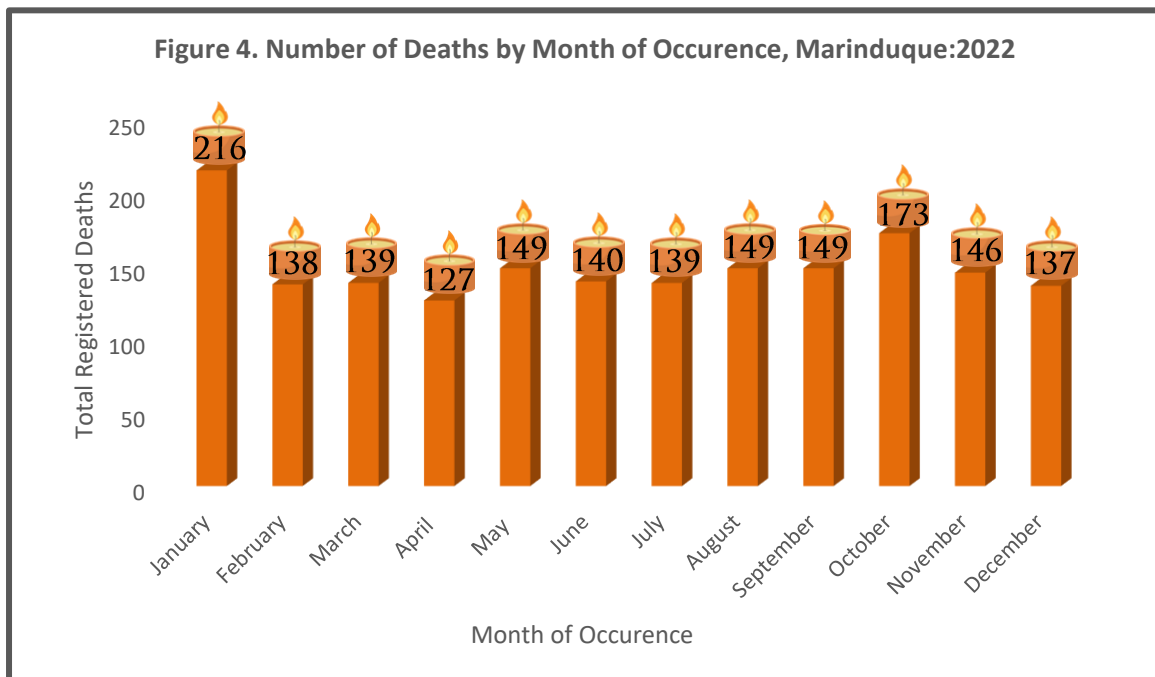


*Source: Philippine Statistics Authority, Civil Registration Service, Vital Statistics Division
Note: Figures are results of actual registration without any adjustment for under-registration.*

A peak in mortality occurred in January of 2022.

Figure 4 illustrates the fluctuation in Marinduque's monthly death tolls throughout 2022. January stands out with the highest number of registered deaths, accounting for 216 (11.99%)

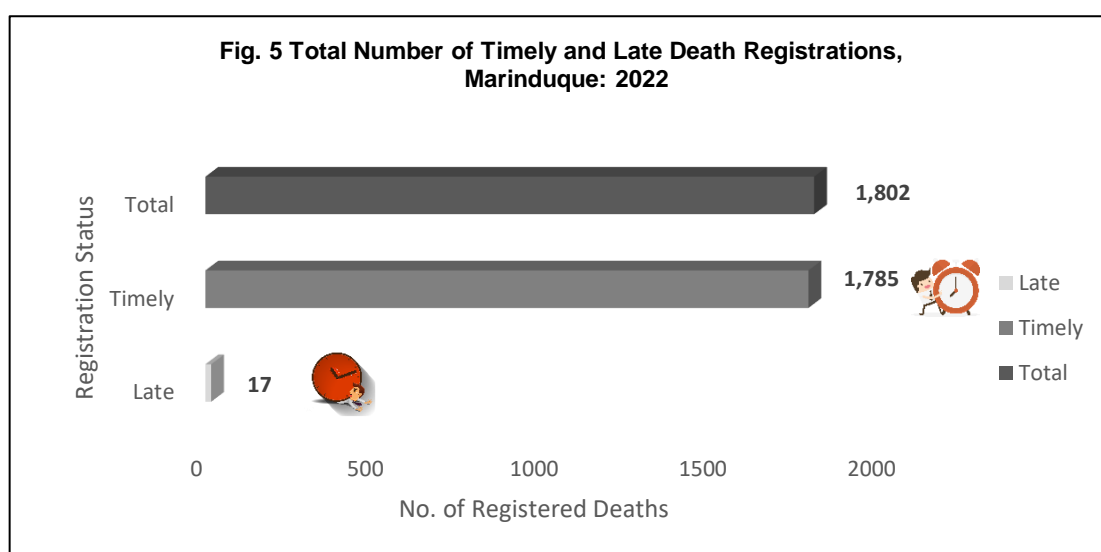
of the yearly total (1,802). In contrast, April saw the fewest deaths, with only 127 fatalities recorded (7.05%) of the total.



Source: Philippine Statistics Authority, Civil Registration Service, Vital Statistics Division
 Note: Figures are results of actual registration without any adjustment for under-registration.

Registered Deaths by Registration Status

In Fig. 5, the total number of timely death registration in Marinduque was 1,785, which is 99.06 percent of the total death registration in 2022. On the other hand, 17 late death registrations were recorded, which is 0.94 percent of the total.



Source: Philippine Statistics Authority, Civil Registration Service, Vital Statistics Division
 Note: Figures are results of actual registration without any adjustment for under-registration.

TECHNICAL NOTES

- Death - Death is a permanent disappearance of all evidence of life at any time after live birth has taken place (postnatal cessation of vital functions without capability of resuscitation). (U.N. Statistical Commission).

Source: <https://psa.gov.ph/civilregistration/facts>

- Timely Registration of death shall be made in the office of the Civil Registrar of the city/municipality where the death occurred within thirty (30) days from the time of death.

Source: <https://psa.gov.ph/civilregistration/facts>

- Delayed Registration is an act of registering a vital event that is made beyond the reglementary period of registration.

Source: <https://psa.gov.ph/civilregistration/civil-registration-procedure>


GEMMA N. OPIS

Chief Statistical Specialist