

**FY 2022 FINANCIAL PLAN**  
(In Thousand Pesos)

Department: National Economic and Development Authority (NEDA)  
 Agency: Philippine Statistics Authority  
 Operating Unit: Regional Statistical Services Office - IV-B  
 Organization Code (UACS) : 24 008 0300017

Particulars	UACS CODE	Current Year's Obligation				Budget Year Obligation Program									
		Actual Jan.1 - Sept.30	Estimate Oct.1 - Dec.31	Total 8=3+4	Total 6=11+16	COMPREHENSIVE RELEASE					FOR LATER RELEASE				
						Q1	Q2	Q3	Q4	Sub Total 11=7+8+9+10	Q1	Q2	Q3	Q4	Sub Total 16=12+13+14+15
1	2	3	4	5	6	7	8	9	10	11	12	13	14	15	16
<b>PART A</b>															
I. Budget Year / Appropriations		60,700	11,970	72,670	75,823	18,535	20,852	15,942	20,494	75,823	0	0	0	0	0
General Administration and Support	1000000000000000	18,310	5,353	23,663	23,712	5,994	6,139	5,986	5,593	23,712	0	0	0	0	0
General management and supervision	100000100001000	18,310	5,353	23,663	23,712	5,994	6,139	5,986	5,593	23,712	0	0	0	0	0
PS		1,634	448	2,082	2,131	514	658	507	452	2,131	0	0	0	0	0
MOOE		16,676	4,905	21,581	21,581	5,480	5,481	5,479	5,141	21,581	0	0	0	0	0
Operations	3000000000000000	42,390	6,617	49,007	52,111	12,541	14,713	9,956	14,901	52,111	0	0	0	0	0
OO : Relevant and accessible statistics provided for evidence-based decision making	3100000000000000	35,229	6,161	41,390	42,342	10,650	12,242	8,071	11,379	42,342	0	0	0	0	0
NATIONAL STATISTICS DEVELOPMENT PROGRAM	3101000000000000	35,148	5,936	41,084	42,036	10,572	12,164	7,995	11,305	42,036	0	0	0	0	0
Conduct of Censuses and Surveys on the Agriculture, Fisheries, Industry and Services Sectors	310100100001000	29,003	5,929	34,932	35,654	7,715	9,505	7,710	10,724	35,654	0	0	0	0	0
PS		21,158	5,164	26,322	27,044	5,545	7,349	5,545	8,805	27,044	0	0	0	0	0
MOOE		7,845	765	8,610	8,610	2,170	2,156	2,165	2,119	8,610	0	0	0	0	0
Conduct of Household-based Censuses and Surveys	310100100002000	6,145	7	6,152	6,382	2,857	2,659	285	581	6,382	0	0	0	0	0
PS		5,530	3	5,533	5,763	2,238	2,659	285	581	5,763	0	0	0	0	0
MOOE		615	4	619	619	619	0	0	0	619	0	0	0	0	0
STATISTICAL POLICY AND COORDINATION PROGRAM	3102000000000000	81	225	306	306	78	78	78	74	306	0	0	0	0	0
Coordination of Statistical Activities at the National and Local Levels	310200100003000	81	225	306	306	78	78	78	74	306	0	0	0	0	0
MOOE		81	225	306	306	78	78	78	74	306	0	0	0	0	0
OO : Citizen's access to social services facilitated	3200000000000000	7,161	456	7,617	9,769	1,891	2,471	1,885	3,522	9,769	0	0	0	0	0
CIVIL REGISTRATION PROGRAM	3201000000000000	7,161	456	7,617	9,769	1,891	2,471	1,885	3,522	9,769	0	0	0	0	0
Processing and Archiving of Civil Registry Documents	320100100001000	7,161	456	7,617	9,769	1,891	2,471	1,885	3,522	9,769	0	0	0	0	0
PS		4,649	312	4,961	7,113	1,218	1,802	1,218	2,875	7,113	0	0	0	0	0
MOOE		2,512	144	2,656	2,656	673	669	667	647	2,656	0	0	0	0	0




Department: National Economic and Development Authority (NEA)  
 Agency: Philippine Statistics Authority  
 Operating Unit: Regional Statistical Services Office - IV-B  
 Organization Code (UACS) : 24 008 0300017


Particulars	UACS CODE	Current Year's Obligation			Budget Year Obligation Program										
		Actual Jan.1 - Sept.30	Estimate Oct.1 - Dec.31	Total	Total	COMPREHENSIVE RELEASE					FOR LATER RELEASE				
		3	4	5=3+4	6=11+18	7	8	9	10	11=7+8+9+10	12	13	14	15	16=12+13+14+15
ii. Automatic Appropriations		3,259	319	3,578	3,839	976	976	805	1,082	3,839	0	0	0	0	0
Retirement and Life Insurance Premiums		3,259	319	3,578	3,839	976	976	805	1,082	3,839	0	0	0	0	0
General Administration and Support	1000000000000000	173	13	186	190	52	52	52	34	190	0	0	0	0	0
General management and supervision	1000001000010000	173	13	186	190	52	52	52	34	190	0	0	0	0	0
PS		173	13	186	190	52	52	52	34	190	0	0	0	0	0
Operations	3000000000000000	3,096	306	3,392	3,649	924	924	753	1,048	3,649	0	0	0	0	0
OO : Relevant and accessible statistics provided for evidence-based decision making	3100000000000000	2,825	306	2,931	2,993	801	801	630	761	2,993	0	0	0	0	0
NATIONAL STATISTICS DEVELOPMENT PROGRAM	3101000000000000	2,825	306	2,931	2,993	801	801	630	761	2,993	0	0	0	0	0
Conduct of Censuses and Surveys on the Agriculture, Fisheries, Industry and Services Sectors	3101001000001000	2,118	306	2,424	2,465	568	568	568	761	2,465	0	0	0	0	0
PS		2,118	306	2,424	2,465	568	568	568	761	2,465	0	0	0	0	0
Conduct of Household-based Censuses and Surveys	3101001000002000	507	0	507	528	233	233	62	0	528	0	0	0	0	0
PS		507	0	507	528	233	233	62	0	528	0	0	0	0	0
OO : Citizen's access to social services facilitated	3200000000000000	461	0	461	656	123	123	123	287	656	0	0	0	0	0
CIVIL REGISTRATION PROGRAM	3201000000000000	461	0	461	656	123	123	123	287	656	0	0	0	0	0
Processing and Archiving of Civil Registry Documents	3201001000001000	461	0	461	656	123	123	123	287	656	0	0	0	0	0
PS		461	0	461	656	123	123	123	287	656	0	0	0	0	0
Recapitulation by Program		45,476	6,923	52,399	55,760	13,465	15,637	10,709	15,949	55,760	0	0	0	0	0
NATIONAL STATISTICS DEVELOPMENT PROGRAM	3101000000000000	37,773	6,242	44,015	45,029	11,373	12,965	8,625	12,066	45,029	0	0	0	0	0
CIVIL REGISTRATION PROGRAM	3201000000000000	7,822	456	8,078	10,425	2,014	2,594	2,008	3,809	10,425	0	0	0	0	0
STATISTICAL POLICY AND COORDINATION PROGRAM	3102000000000000	81	225	306	306	78	78	76	74	306	0	0	0	0	0
TOTAL, Current Year Budget / Appropriations		63,959	12,289	76,248	79,662	19,511	21,828	16,747	21,576	79,662	0	0	0	0	0
PS		36,230	6,246	42,476	45,890	10,491	13,444	8,360	13,595	45,890	0	0	0	0	0
MOOE		27,729	6,043	33,772	33,772	9,020	8,384	8,387	7,981	33,772	0	0	0	0	0

This report was generated using the Unified Reporting System on 19/11/2021  
 BED Level: 01 - Agency Submission (NEP) ; Status : Submitted

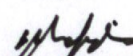
Prepared By / Certified Correct :

  
 GENELEENE M. GASIC  
 Budget Officer  
 Date: November 19, 2021

In coordination with / Certified Correct :

  
 MA. LYRA E. BACULO  
 Chief Accountant  
 Date: November 19, 2021

Recommending Approval :

  
 LEY R. RIFLORIDO  
 Regional Director  
 Date: November 19, 2021

Approved By :

\_\_\_\_\_  
 Date: