

This file has been cleaned of potential threats.

To view the reconstructed contents, please SCROLL DOWN to next page.



SPECIAL RELEASE

Performance of Livestock and Poultry in Palawan First Semester 2022

Date of Release: 10 February 2023
Reference No.: 2023-06

Total inventory of Livestock and Poultry increased by around four percent during the first semester of 2022

The total inventory of Livestock and Poultry in Palawan as of July 1, 2022 totaled 3,094,202 heads. This was 124,304 heads or 4.19 percent higher compared to 2,969,898 heads recorded in the first semester of 2021.

The livestock population increased to 463,979 heads or 2.89 percent during the first semester of 2022 compared to 450,933 heads during the same period in 2021. The Swine inventory posted the highest growth at 279,253 heads or 13.48 percent higher than the last year's output of 279,253 heads. This is followed by carabao with 41,896 heads or 3.73 percent growth compared to last year's result of 40,391 heads. On the other hand, cattle and goats both showed negative growth posted at -2.29 percent and -28.79 percent, respectively.

Meanwhile, poultry inventory grew by 4.42 percent caused by a remarkable increase in the inventory of broiler and layer posted at 1,919.56 percent and 110.46 percent respectively. The growth in stocks was due to the new sample design in the Re-Designed Backyard Livestock and Poultry Survey which captured operators of broiler and layer farms at the household level during the second quarter of 2022. In the poultry sector, only native chickens posted a negative output of -5.10 percent or a decrease of 115,766 birds compared to the same period last year.



**Table 1. Livestock and Poultry Inventory by Animal Type:
Palawan, 1st Semester 2021 - 2022**

LIVESTOCK/ POULTRY	INVENTORY (heads)		PERCENT CHANGE 2022/2021
	As of July 1, 2021	As of July 1, 2022	
OVERALL TOTAL	2,969,898	3,094,202	4.19
LIVESTOCK	450,933	463,979	2.89
Carabao	40,391	41,896	3.73
Cattle	44,112	43,104	(2.29)
Swine	279,253	316,898	13.48
Goat	87,177	62,081	(28.79)
POULTRY	2,518,965	2,630,223	4.42
Chicken	2,370,678	2,460,875	3.80
Broiler	5,292	106,875	1,919.56
Layers	94,495	198,875	110.46
Native	2,270,891	2,155,125	(5.10)
Duck	148,287	169,348	14.20

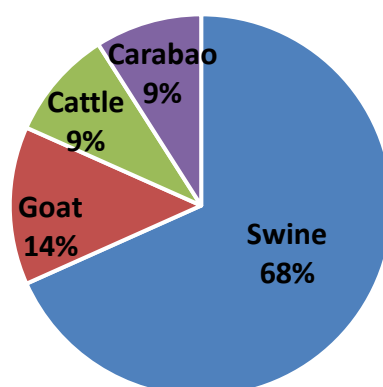
Source: Philippine Statistics Authority, Livestock and Poultry Survey

Distribution of Livestock and Poultry Inventory in Palawan

Swine contributed sixty eight percent share in the total inventory of livestock sector in the province

The livestock inventory in Palawan is significantly consisted of swine accounting for 68.0 percent share. This is followed by goats with 14.0 percent, while cattle and carabao both ranked third at 9.0 percent share each to the total livestock population in the province.

**Figure 1. Percent Distribution of Livestock Inventory by Type:
Palawan, 1st Semester 2022**



Source: Philippine Statistics Authority, Livestock and Poultry Survey



Management System
ISO 9001:2015

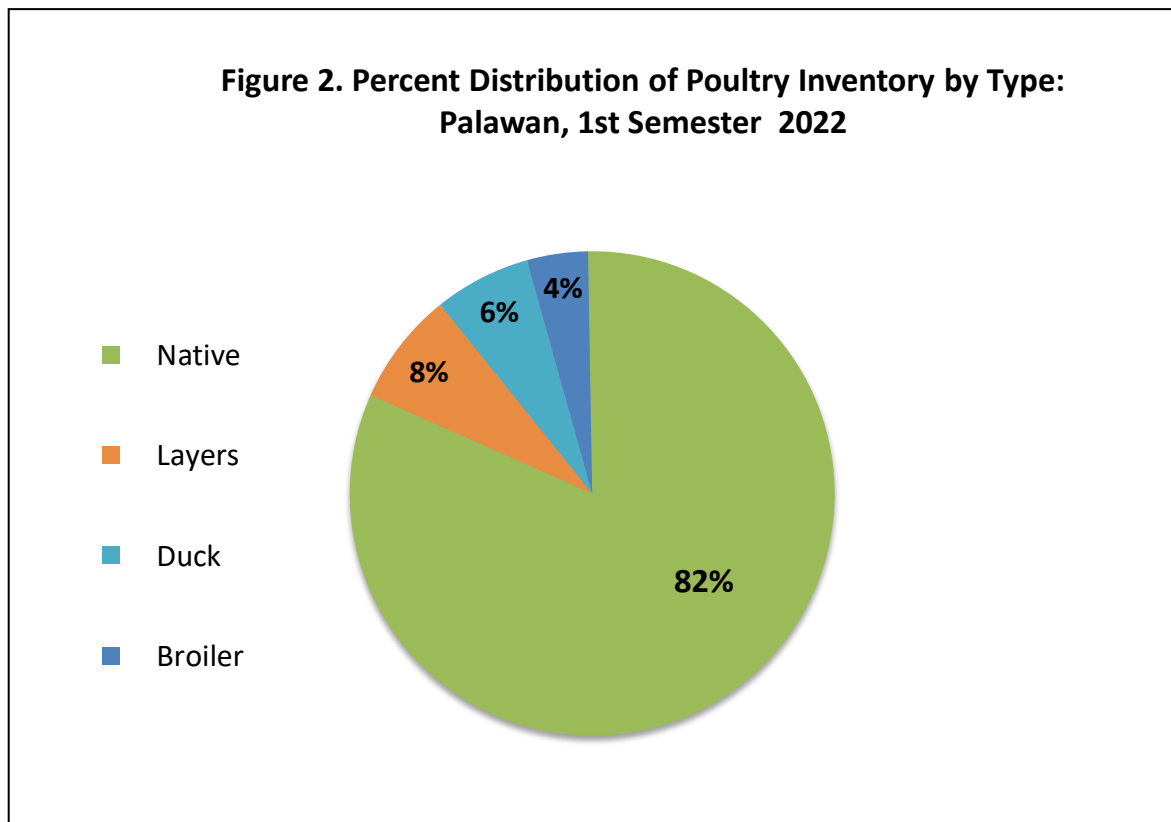


www.tuv.com
ID 9108640991

Goldraz Properties Building, Malvar St., Brgy. San Miguel, Puerto Princesa City, Palawan 5300
Telephone ☎ (048) 434 2092 / (048) 433 9291
Email ✉ palawan@psa.gov.ph

Native Chicken dominated the inventory in poultry sector

Native chicken dominated the fowl inventory of the poultry sector in the province accounting for 82.0 percent of the total inventory. Layer, Duck and Broiler shared 8.0 percent, 6.0 percent, and 4.0 percent, respectively to the whole poultry industry, (Figure 2).



Source: Philippine Statistics Authority, Livestock and Poultry Survey

Livestock Slaughtered in Slaughterhouses increased by around seventeen percent

The livestock slaughtered in slaughterhouses in Palawan for the first semester of 2022 totaled 65,156 heads. This was 9,606 heads or 17.29 percent higher than the first semester of 2021. Of the total increase in the number of heads slaughtered, only carabao posted a decrease of 132 heads or 68.04 percent lower than the last year’s result, (Table 2).



**Table 2. Slaughtered/Dressed by Animal Type:
Palawan, 1st Semester 2021 – 2022**


LIVESTOCK/ POULTRY	Slaughtered/Dressed (heads)		PERCENT CHANGE 2022/2021
	2021	2022	
TOTAL	483,790	599,919	24.00
LIVESTOCK	55,550	65,156	17.29
Carabao	194	62	(68.04)
Cattle	3,120	3,786	21.00
Swine	52,034	61,017	17.26
Goat	193	291	50.78
Chicken	428,240	534,763	24.87
Broiler	428,240	534,763	24.87

Source: Philippine Statistics Authority, Livestock and Poultry Survey

Poultry Dressed in Dressing Plants increased by nearly twenty-five percent

In Palawan, the chicken (broiler) dressed in Poultry Dressing Plants totaled 534,763 birds during the period under review. This was 106,523 birds or 24.87 percent higher than what was registered in the same period last year (Table 2). The increase was due to higher stocking rate of broiler farm attributed to anticipation of higher demand brought by re-opening of hotels, restaurants, and other institution in the province.

For further information, please contact the PSA-Palawan Statistical Unit with telephone number (048) 434-2092 and email address palawan@psa.gov.ph.


MARIA LALAINÉ M. RODRIGUEZ
 Chief Statistical Specialist



Goldraz Properties Building, Malvar St., Brgy. San Miguel, Puerto Princesa City, Palawan 5300
 Telephone ☎ (048) 434 2092 / (048) 433 9291
 Email ✉ palawan@psa.gov.ph

TECHNICAL NOTES

The Livestock and Poultry Performance Report presents the performance situation in terms of inventory of swine and by type of chicken; and volume of production including chicken eggs. Moreover, data for this special release were collected by the Philippine Statistics Authority (PSA) through the two (2) major surveys, namely: a) The Re-Designed Backyard Livestock and Poultry Survey (BLPS) which is conducted quarterly and b) The Commercial Livestock and Poultry Survey (CLPS), also conducted quarterly which covers 2 carabao farms, 12 cattle farms, 24 swine farms, 5 goat farms, 5 duck farms, 12 layer farms and 9 broiler commercial farms and contract growers as of July 1, 2022.

Another survey that supplements the data requirements of the Livestock and Poultry sector is the Compilation of Data from Slaughterhouses and Poultry Dressing Plants (CDSPDP). This is done monthly and utilizes administrative data from Locally Registered Meat Establishments (LRMEs) and Licensed to Operate Meat Establishments (LTOMEs) in the province in coordination with the Provincial Veterinary Office (PVO) and Meat Inspectors (MIs).

- **Production** - Refers to the volume of indigenous (locally raised) animals disposed for slaughter which include animals exported or shipped-out for slaughter (in “head” and in “liveweight equivalent”).
- **Livestock** – farm animals kept or raised for consumption, work, or leisure. In general, poultry is separated as a distinct group of farm animals. For purposes of census and surveys, livestock covers only those that are tended and raised by an operator.
- **Poultry** - a collective term for all domesticated avian for the purpose of food consumption or, the carcass of such avian dressed/processed for human consumption.
- **Animal Inventory** (*also, Animal Population*) – the number of domesticated animals in head present in the farm at specific reference date.
- **Backyard Farm/Raiser**- refers to any farm or household raising at least one head of animal or bird and does not qualify as a commercial farm.
- **Commercial Livestock Farm/Operator** - refers to any livestock operator or farm which operation satisfies at least one of the following conditions: a) at least 21 head of adults and zero young b) at least 41 head of young animals c) at least 10 head of adults and 22 head of young animals.



Goldraz Properties Building, Malvar St., Brgy. San Miguel, Puerto Princesa City, Palawan 5300
Telephone ☎ (048) 434 2092 / (048) 433 9291
Email ✉ palawan@psa.gov.ph

- **Commercial Poultry Farm/Operator**- refers to any poultry operator or farm which operation satisfies at least one of the following conditions: a) 500 layers or 1,000 broilers b) 100 layers and 100 broilers if raised in combination c) 100 head of duck regardless of age.
- **Dressing** – the progressive separation on the dressing floor of food animal into carcass, offal and inedible by- products.
- **Slaughter** – refers to butchering of animal for the purpose of human consumption.
- **Slaughterhouse/Dressing Plant** – the premises that are approved and registered by a controlling authority in which food animals/birds are slaughtered and dressed for human consumption.



Goldraz Properties Building, Malvar St., Brgy. San Miguel, Puerto Princesa City, Palawan 5300
Telephone ☎ (048) 434 2092 / (048) 433 9291
Email ✉ palawan@psa.gov.ph