

FY 2024 FINANCIAL PLAN
(In Thousand Pesos)

Department : National Economic and Development Authority (NEDA)
 Agency/Entity : Philippine Statistics Authority
 Operating Unit : Regional Statistical Services Office - IV-B
 Organization Code (UACS) : 24 008 0300017

Particulars	UACS CODE	Current Year's Obligation				Budget Year Obligation Program										
		Actual Jan.1 - Sept.30	Estimate Oct.1 - Dec.31	Total	Total	GAAO (ANNEX A)					FOR ISSUANCE OF GARO / SARO					
						Quarter 1	Quarter 2	Quarter 3	Quarter 4	Sub Total	Quarter 1	Quarter 2	Quarter 3	Quarter 4	Sub Total	
1	2	3	4	5=3+4	6=11+16	7	8	9	10	11=7+8+9+10	12	13	14	15	16=12+13+14+15	
I. Budget Year / Appropriations		177,717	46,418	224,135	104,142	26,444	33,157	24,393	20,148	104,142	0	0	0	0	0	
General Administration and Support	1000000000000000	23,051	2,021	25,072	31,662	8,400	9,843	8,395	5,024	31,662	0	0	0	0	0	
General management and supervision	100000100001000	23,051	2,021	25,072	31,662	8,400	9,843	8,395	5,024	31,662	0	0	0	0	0	
PS		1,789	1,314	3,103	9,434	1,735	3,058	1,730	2,911	9,434	0	0	0	0	0	
MOOE		21,262	707	21,969	22,228	6,665	6,785	6,665	2,113	22,228	0	0	0	0	0	
Support to Operations	2000000000000000	0	48	48	0	0	0	0	0	0	0	0	0	0	0	
Development and Maintenance of Information Systems and Databases	200000100003000	0	48	48	0	0	0	0	0	0	0	0	0	0	0	
MOOE		0	48	48	0	0	0	0	0	0	0	0	0	0	0	
Operations	3000000000000000	154,666	44,349	199,015	72,480	18,044	23,314	15,998	15,124	72,480	0	0	0	0	0	
NATIONAL STATISTICS DEVELOPMENT PROGRAM	3101000000000000	117,582	39,304	156,886	61,550	15,194	19,909	13,942	12,505	61,550	0	0	0	0	0	
Conduct of Censuses and Surveys on the Agriculture, Fisheries, Industry and Services Sectors	310100100001000	42,390	6,482	48,872	52,327	12,618	15,352	12,617	11,740	52,327	0	0	0	0	0	
PS		23,708	4,312	28,020	33,041	7,790	10,524	7,789	6,938	33,041	0	0	0	0	0	
MOOE		18,682	2,170	20,852	19,286	4,828	4,828	4,828	4,802	19,286	0	0	0	0	0	
Conduct of Household-based Censuses and Surveys	310100100002000	11,059	955	12,014	9,223	2,576	4,557	1,325	765	9,223	0	0	0	0	0	
PS		7,477	683	8,160	7,837	2,576	3,171	1,325	765	7,837	0	0	0	0	0	
MOOE		3,582	272	3,854	1,386	0	1,386	0	0	1,386	0	0	0	0	0	
Project(s)		64,133	31,867	96,000	0	0	0	0	0	0	0	0	0	0	0	
Locally-Funded Project(s)		64,133	31,867	96,000	0	0	0	0	0	0	0	0	0	0	0	
Census of Agriculture and Fisheries	310100200002000	19,340	28,479	47,819	0	0	0	0	0	0	0	0	0	0	0	
MOOE		19,340	28,479	47,819	0	0	0	0	0	0	0	0	0	0	0	
Census of Philippine Business and Industry	310100200004000	4,258	106	4,364	0	0	0	0	0	0	0	0	0	0	0	
MOOE		4,258	106	4,364	0	0	0	0	0	0	0	0	0	0	0	
Annual Survey of Philippine Business and Industry	310100200005000	1,456	344	1,800	0	0	0	0	0	0	0	0	0	0	0	
MOOE		1,456	344	1,800	0	0	0	0	0	0	0	0	0	0	0	
Establishment of Philippine Economic - Environmental and Natural Resources Accounts (PEENRA) unit towards the compilation of Green GDP of the Philippines	310100200011000	574	434	1,008	0	0	0	0	0	0	0	0	0	0	0	

Department : National Economic and Development Authority (NEDA)
 Agency/Entity : Philippine Statistics Authority
 Operating Unit : Regional Statistical Services Office - IV-B
 Organization Code (UACS) : 24 008 0300017


Particulars	UACS CODE	Current Year's Obligation					Budget Year Obligation Program												
		Actual Jan. 1 - Sept. 30	Estimate Oct. 1 - Dec. 31	Total 5=3+4	Total 6=11+16	GAAAO (ANNEX A)					FOR ISSUANCE OF GARO / SARO								
						Quarter 1 7	Quarter 2 8	Quarter 3 9	Quarter 4 10	Sub Total 11=7+8+9+10	Quarter 1 12	Quarter 2 13	Quarter 3 14	Quarter 4 15	Sub Total 16=12+13+14+15				
MOOE		574	434	1,008	0	0	0	0	0	0	0	0	0	0	0	0	0	0	0
Family Income and Expenditures Survey	310100200013000	12,153	477	12,630	0	0	0	0	0	0	0	0	0	0	0	0	0	0	0
MOOE		12,153	477	12,630	0	0	0	0	0	0	0	0	0	0	0	0	0	0	0
Development/Enhancement of the Design of Statistical Frame Integrating Geospatial Information	310100200017000	26,352	2,027	28,379	0	0	0	0	0	0	0	0	0	0	0	0	0	0	0
MOOE		26,352	2,027	28,379	0	0	0	0	0	0	0	0	0	0	0	0	0	0	0
STATISTICAL POLICY AND COORDINATION PROGRAM	3102000000000000	2,246	899	3,145	323	87	86	85	65	323	0	0	0	0	0	0	0	0	0
Statistical Planning, Programming, Budgeting, Monitoring and Evaluation	310200100001000	49	80	129	0	0	0	0	0	0	0	0	0	0	0	0	0	0	0
MOOE		49	80	129	0	0	0	0	0	0	0	0	0	0	0	0	0	0	0
Development and Improvement of Statistical Frameworks and Standards	310200100002000	1,983	721	2,704	0	0	0	0	0	0	0	0	0	0	0	0	0	0	0
MOOE		1,983	721	2,704	0	0	0	0	0	0	0	0	0	0	0	0	0	0	0
Coordination of Statistical Activities at the National and Local Levels	310200100003000	214	98	312	323	87	86	85	65	323	0	0	0	0	0	0	0	0	0
MOOE		214	98	312	323	87	86	85	65	323	0	0	0	0	0	0	0	0	0
CIVIL REGISTRATION PROGRAM	3201000000000000	34,838	4,146	38,984	10,607	2,763	3,319	1,971	2,554	10,607	0	0	0	0	0	0	0	0	0
Processing and Archiving of Civil Registry Documents	320100100001000	6,193	3,579	9,772	10,607	2,763	3,319	1,971	2,554	10,607	0	0	0	0	0	0	0	0	0
PS		4,067	3,001	7,068	7,362	1,358	2,707	1,355	1,942	7,362	0	0	0	0	0	0	0	0	0
MOOE		2,126	578	2,704	3,245	1,405	612	616	612	3,245	0	0	0	0	0	0	0	0	0
Issuance of Civil Registration Certification/Authentications of Documents	320100100002000	225	49	274	0	0	0	0	0	0	0	0	0	0	0	0	0	0	0
MOOE		225	49	274	0	0	0	0	0	0	0	0	0	0	0	0	0	0	0
Project(s)		28,420	518	28,938	0	0	0	0	0	0	0	0	0	0	0	0	0	0	0
Locally-Funded Project(s)		28,420	518	28,938	0	0	0	0	0	0	0	0	0	0	0	0	0	0	0
Philippine Identification System	320100200005000	28,420	518	28,938	0	0	0	0	0	0	0	0	0	0	0	0	0	0	0
MOOE		28,420	518	28,938	0	0	0	0	0	0	0	0	0	0	0	0	0	0	0
II. Automatic Appropriations		3,669	576	4,245	4,664	0	0	0	0	0	0	1,412	1,302	1,170	780	4,664			
Retirement and Life Insurance Premiums		3,669	576	4,245	4,664	0	0	0	0	0	0	1,412	1,302	1,170	780	4,664			
General Administration and Support	1000000000000000	150	128	278	236	0	0	0	0	0	0	173	63	0	0	236			
General management and supervision	100000100001000	150	128	278	236	0	0	0	0	0	0	173	63	0	0	236			
PS		150	128	278	236	0	0	0	0	0	0	1,239	1,239	1,170	780	4,428			
Operations	3000000000000000	3,519	448	3,967	4,428	0	0	0	0	0	0	1,062	1,062	993	633	3,750			
NATIONAL STATISTICS DEVELOPMENT PROGRAM	3101000000000000	3,146	168	3,314	3,750	0	0	0	0	0	0	0	0	0	0	3,024			
Conduct of Censuses and Surveys on the Agriculture, Fisheries, Industry and Services Sectors	310100100001000	2,388	168	2,556	3,024	0	0	0	0	0	0	797	797	797	633	3,024			

Department : National Economic and Development Authority (NEDA)
 Agency/Entity : Philippine Statistics Authority
 Operating Unit : Regional Statistical Services Office - IV-B
 Organization Code (UACS) : 24 008 0300017

Particulars	UACS CODE	Current Year's Obligation				Budget Year Obligation Program										
		Actual Jan.1 - Sept.30	Estimate Oct.1 - Dec.31	Total	Total	GAAAO (ANNEX A)					FOR ISSUANCE OF GARO / SARO					
						Quarter 1	Quarter 2	Quarter 3	Quarter 4	Sub Total	Quarter 1	Quarter 2	Quarter 3	Quarter 4	Sub Total	
1	2	3	4	5=3+4	6=11+16	7	8	9	10	11=7+8+9+10	12	13	14	15	16=12+13+14+15	
PS		2,388	168	2,556	3,024	0	0	0	0	0	797	797	797	633	3,024	
Conduct of Household-based Censuses and Surveys	310100100002000	758	0	758	726	0	0	0	0	0	265	265	196	0	726	
PS		758	0	758	726	0	0	0	0	0	265	265	196	0	726	
CIVIL REGISTRATION PROGRAM	320100000000000	373	280	653	678	0	0	0	0	0	177	177	177	147	678	
Processing and Archiving of Civil Registry Documents	320100100001000	373	280	653	678	0	0	0	0	0	177	177	177	147	678	
PS		373	280	653	678	0	0	0	0	0	177	177	177	147	678	
III. Special Purpose Fund		1,540	25	1,565	0	0	0	0	0	0	0	0	0	0	0	
Miscellaneous Personnel Benefits Fund	400700000000000	1,436	6	1,442	0	0	0	0	0	0	0	0	0	0	0	
Performance-Based Bonus	400700000001000	1,436	6	1,442	0	0	0	0	0	0	0	0	0	0	0	
PS		1,436	6	1,442	0	0	0	0	0	0	0	0	0	0	0	
Pension and Gratuity Fund	400800000000000	104	19	123	0	0	0	0	0	0	0	0	0	0	0	
For payment of retirement and terminal leave benefits	4008000000002000	104	19	123	0	0	0	0	0	0	0	0	0	0	0	
PS		104	19	123	0	0	0	0	0	0	0	0	0	0	0	
TOTAL, Current Year Budget / Appropriations		182,926	47,019	229,945	108,806	26,444	33,157	24,393	20,148	104,142	1,412	1,302	1,170	780	4,664	
PS		42,250	9,911	52,161	62,338	13,459	19,460	12,199	12,556	57,674	1,412	1,302	1,170	780	4,664	
MOOE		140,676	37,108	177,784	46,468	12,985	13,697	12,194	7,592	46,468	0	0	0	0	0	
FinEx		0	0	0	0	0	0	0	0	0	0	0	0	0	0	
CO		0	0	0	0	0	0	0	0	0	0	0	0	0	0	
Recapitulation by Program		158,185	44,797	202,982	76,908	18,044	23,314	15,998	15,124	72,480	1,239	1,239	1,170	780	4,428	
NATIONAL STATISTICS DEVELOPMENT PROGRAM	310100000000000	120,728	39,472	160,200	65,300	15,194	19,909	13,942	12,505	61,550	1,062	1,062	993	833	3,750	
STATISTICAL POLICY AND COORDINATION PROGRAM	310200000000000	2,246	899	3,145	323	87	86	85	65	323	0	0	0	0	0	
CIVIL REGISTRATION PROGRAM	320100000000000	35,211	4,426	39,637	11,285	2,763	3,319	1,971	2,554	10,607	177	177	177	147	678	

Certified Correct:

 GENELENE M. GASIC
 Budget Officer
 Date: 10-Nov-23

Certified Correct:

 MA. YRA E. BACULO
 Chief Accountant
 Date: 10-Nov-23

Recommending Approval By:


 LEILA R. OFLORIDO
 Regional Director
 Date: 10-Nov-23

FY 2024 MONTHLY DISBURSEMENT PROGRAM
(In Thousand Pesos)


Department : National Economic and Development Authority (NEDA)
 Agency/Entity : Philippine Statistics Authority
 Operating Unit : Regional Statistical Services Office - IV-B
 Organization Code (UACS) : 24 008 0300017

Particulars	UACS CODE	Total Programs	Tax Remittance Advice (TRA)	Net Program	Full Year Requirement																	Full Year Total
					QUARTER 1				QUARTER 2				QUARTER 3				QUARTER 4					
					January	February	March	Sub Total	April	May	June	Sub Total	July	August	September	Sub Total	October	November	December	Sub Total		
6	7	8	9=6+7+8	10	11	12	13=10+11+12	14	15	16	17=14+15+16	18	19	20	21=18+19+20	22						
I. NOTICE OF CASH ALLOCATION		108,806	5,801	103,005	8,547	9,316	8,473	26,336	10,530	14,003	8,373	32,906	8,611	8,030	7,443	24,084	6,551	9,340	3,788	19,679	103,005	
A. Fiscal Year's (FY) Budget		108,806	5,801	103,005	8,547	9,316	8,473	26,336	10,530	14,003	8,373	32,906	8,611	8,030	7,443	24,084	6,551	9,340	3,788	19,679	103,005	
New GAA		104,142	5,801	98,341	8,076	8,845	8,002	24,923	10,059	13,585	7,960	31,604	8,198	7,617	7,101	22,916	6,226	9,030	3,642	18,898	98,341	
GAAAO (ANNEX A)		104,142	5,801	98,341	8,076	8,845	8,002	24,923	10,059	13,585	7,960	31,604	8,198	7,617	7,101	22,916	6,226	9,030	3,642	18,898	98,341	
Specific Budgets of National Government Agencies	1 01 101	104,142	5,801	98,341	8,076	8,845	8,002	24,923	10,059	13,585	7,960	31,604	8,198	7,617	7,101	22,916	6,226	9,030	3,642	18,898	98,341	
PS		57,674	3,478	54,196	4,220	4,184	4,184	12,588	4,833	9,615	4,142	18,590	4,155	3,789	3,387	11,331	3,377	6,756	1,554	11,687	54,196	
MOOE		46,468	2,323	44,145	3,856	4,661	3,818	12,335	5,226	3,970	3,818	13,014	4,043	3,828	3,714	11,585	2,849	2,274	2,088	7,211	44,145	
Automatic Appropriation		4,664	0	4,664	471	471	471	1,413	471	418	413	1,302	413	413	342	1,168	325	310	146	781	4,664	
Retirement and Life Insurance Premiums	1 04 102	4,664	0	4,664	471	471	471	1,413	471	418	413	1,302	413	413	342	1,168	325	310	146	781	4,664	
PS		4,664	0	4,664	471	471	471	1,413	471	418	413	1,302	413	413	342	1,168	325	310	146	781	4,664	
TOTAL NCA PROGRAM		108,806	5,801	103,005	8,547	9,316	8,473	26,336	10,530	14,003	8,373	32,906	8,611	8,030	7,443	24,084	6,551	9,340	3,788	19,679	103,005	
PS		62,338	3,478	58,860	4,691	4,655	4,655	14,001	5,304	10,033	4,555	19,892	4,588	4,202	3,729	12,499	3,702	7,066	1,700	12,468	58,860	
MOOE		46,468	2,323	44,145	3,856	4,661	3,818	12,335	5,226	3,970	3,818	13,014	4,043	3,828	3,714	11,585	2,849	2,274	2,088	7,211	44,145	
IV. TAX REMITTANCE ADVICE		0	5,801	5,801	493	536	491	1,520	565	496	491	1,552	503	492	485	1,480	440	410	399	1,249	5,801	
PS		0	3,478	3,478	290	290	290	870	290	290	290	870	290	290	290	870	290	290	288	868	3,478	
MOOE		0	2,323	2,323	203	246	201	650	275	206	201	682	213	202	195	610	150	120	111	381	2,323	
V. TOTAL DISBURSEMENT PROGRAM		108,806	5,801	103,005	9,040	9,852	8,964	27,856	11,095	14,499	8,864	34,458	9,114	8,522	7,928	25,564	6,991	9,750	4,187	20,928	108,806	
PS		62,338	3,478	58,860	4,981	4,945	4,945	14,871	5,594	10,323	4,845	20,762	4,858	4,492	4,019	13,369	3,992	7,356	1,988	13,336	62,338	
MOOE		46,468	2,323	44,145	4,059	4,907	4,019	12,985	5,501	4,176	4,019	13,696	4,256	4,030	3,909	12,195	2,999	2,394	2,199	7,592	46,468	


Certified Correct:


 GENE M. GASIC
 Budget Officer
 Date: 10-Nov-23

Certified Correct:


 MA. LYRA E. BACULO
 Chief Accountant
 Date: 10-Nov-23

Recommending Approval By:


 LEIR F. FLORIDO
 Regional Director
 Date: 10-Nov-23