



SPECIAL RELEASE

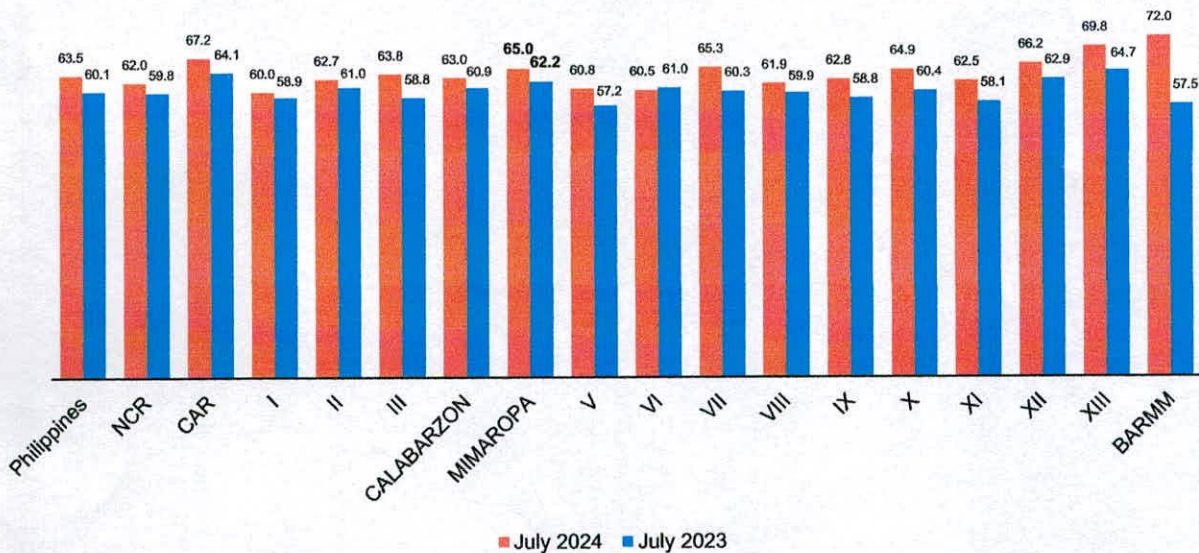
July 2024 Preliminary Employment Situation in MIMAROPA Region

Date of Release: SEPTEMBER 24, 2024
Reference No. 2024-SR- 80

Sixty five percent of the population 15 years old and over in MIMAROPA Region were part of the labor force

In July 2024, 65.0 percent of the estimated 2.17 million total persons in the age group population were part of the labor force. This level of labor force participation rate (LFPR) in the region increased by 2.8 percentage points, from the estimated LFPR in July 2023 which recorded only 62.2 percent. Moreover, the region's LFPR in July 2024 is 1.5 percentage points higher than the national estimate, which was 63.5 percent.

FIGURE 1 Labor Force Participation Rate in the Philippines, by Region: July 2024 and July 2023



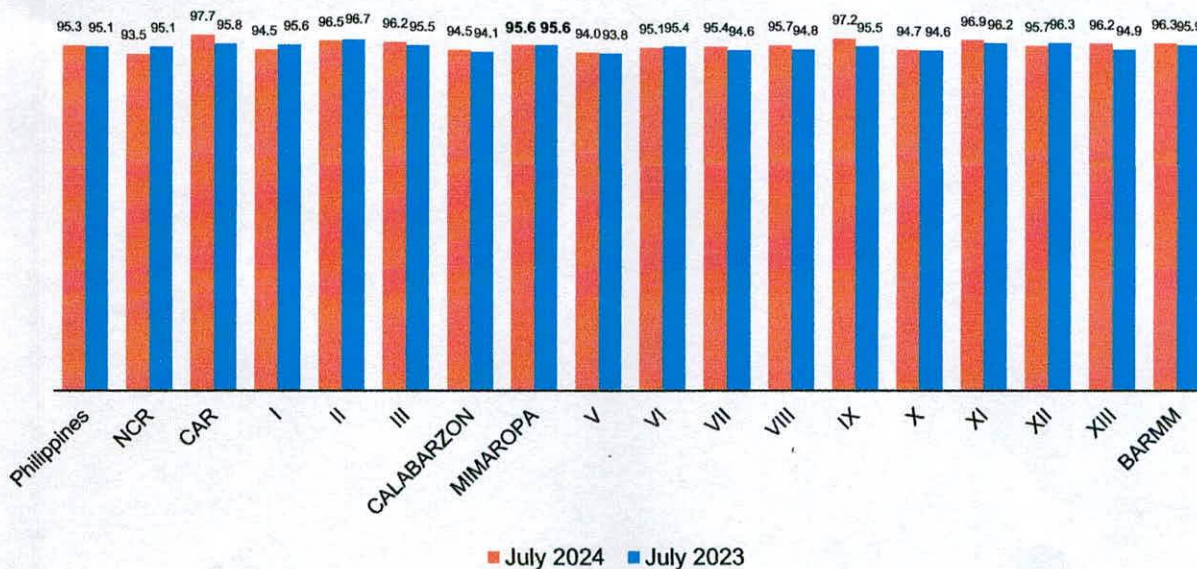
Source: Philippine Statistics Authority, Labor Force Survey



MIMAROPA Region’s employment rate unchanged at 95.6 percent

Of the estimated 1.41 million persons who belong to the age group 15 years old and over who were in the labor force in the MIMAROPA Region, 95.6 percent were employed in July 2024. This translates to an estimated 1.35 million employed MIMAROPAns.

FIGURE 2 Employment Rate in the Philippines, by Region: July 2024 and July 2023



Source: Philippine Statistics Authority, Labor Force Survey

The MIMAROPA Region’s employment rate unchanged at 95.6 percent in the same month of 2022. Moreover, this regional estimate was 0.3 percentage point higher than the national estimate of 95.3 percent as seen in Figure 2.

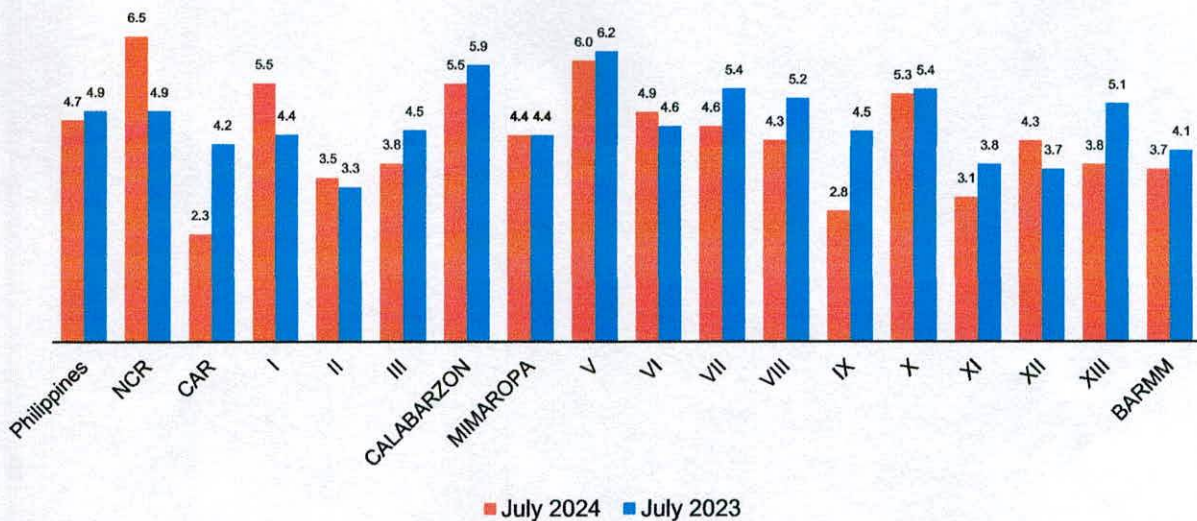
Figure 2 shows that Cordillera Administrative Region (CAR) recorded the highest employment rate among regions in the country at 97.7 percent in July 2024, while Region II (Cagayan Valley) recorded highest employment rate at 96.7 percent in the same month of 2023. On the other hand, National Capital Region (NCR) recorded the lowest employment rate in July 2024 at 93.5 percent while CALABARZON recorded with 94.1 percent in the same month of the previous year.

Unemployment rate of MIMAROPA Region retained at 4.4 percent

Of the estimated 1.41 million MIMAROPAns 15 years old and over in the labor force, about 4.4 percent were unemployed in July 2023. This translates to a nearly 0.06 million unemployed MIMAROPAns.

Unemployment rate in the region retained at 4.4 percent relative to its level in July 2023. Moreover, this regional rate has lower by 0.3 percentage point than the country's estimate of 4.7 percent.

**FIGURE 3 Unemployment Rate in the Philippines, by Region:
July 2024 and July 2023**



Source: Philippine Statistics Authority, *Labor Force Survey*

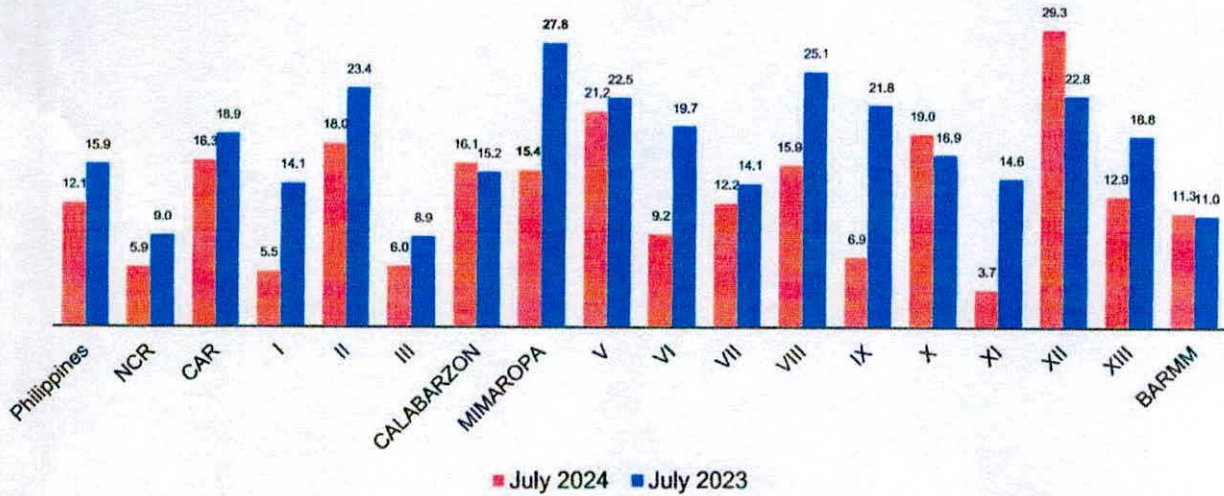
Figure 3 shows that NCR recorded the highest unemployment rate at 6.5 percent in July 2024. On the other hand, CAR recorded the lowest unemployment rate with 2.3 percent in July 2023.

Three in every 20 employed MIMAROPAns were underemployed

The underemployment rate of MIMAROPA decreased by 12.4 percentage points, that is, from 27.8 percent in July 2023 to 15.4 percent in July 2024. The region's underemployment rate in July 2024 translates to an estimated

0.22 million underemployed MIMAROPAns out of estimated 1.34 million employed MIMAROPAns. Moreover, the regional underemployment rate was 3.3 percentage points higher than the national estimate of 12.1 percent.

**FIGURE 4 Underemployment Rate in the Philippines, by Region:
July 2024 and July 2023**



Source: Philippine Statistics Authority, Labor Force Survey

Figure 4 shows that among regions in the country, Region XII (SOCCKSARGEN) recorded the highest underemployment rate at 29.3 percent in July 2024, while MIMAROPA Region had the highest underemployment rate of 27.8 percent in same month of 2023. On the other hand, Region XI (Davao Region) recorded the lowest underemployment rate with 3.7 percent in July 2024 and Region III (Central Luzon) with 8.9 percent in July 2023.

Digitally signed
by Rioflorido
Leni Rocha
Date:
2024.09.24
10:24:39
+0800

LENI R. RIOFLORIDO
Regional Director

MLLM / OHG / RRL / CBDT