

SPECIAL RELEASE

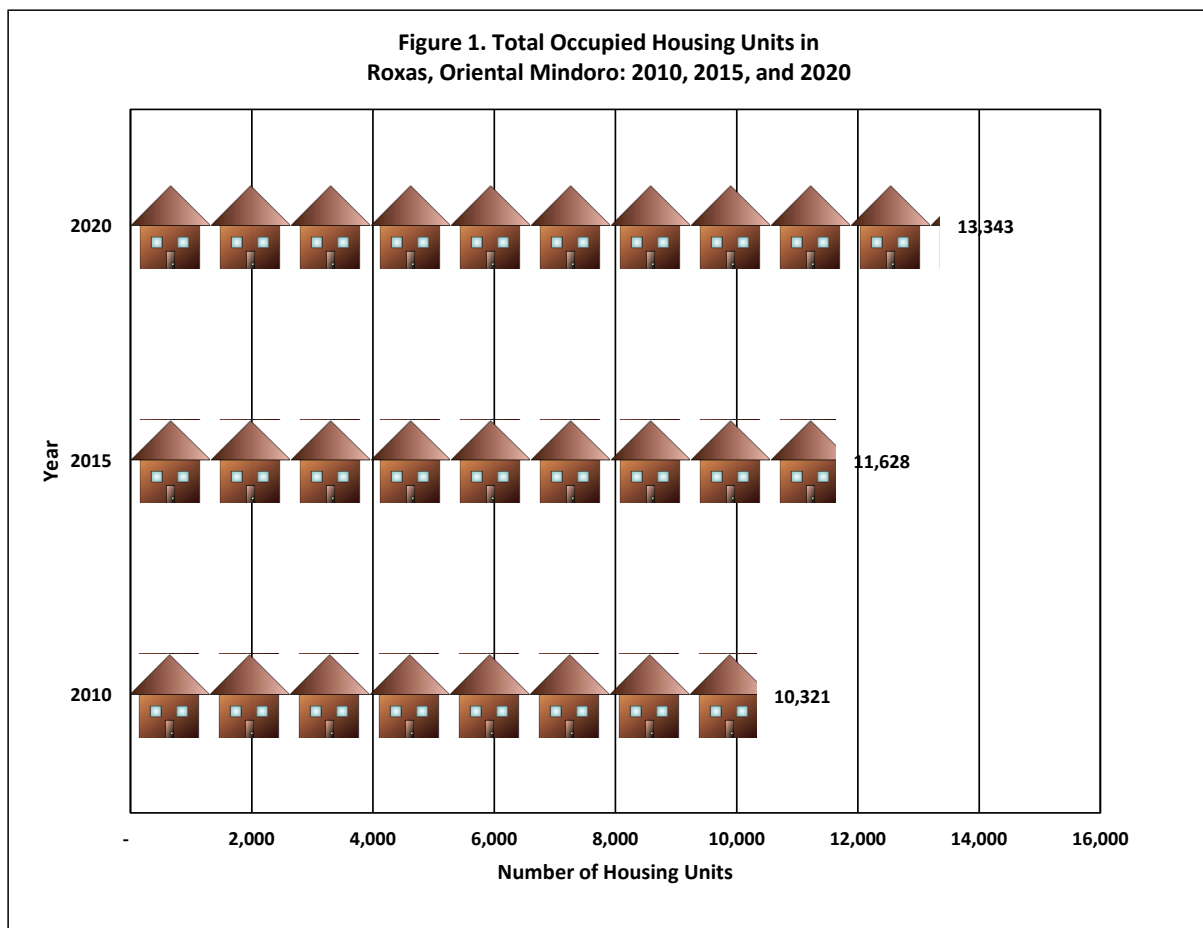
Housing Characteristics of Roxas, Oriental Mindoro (Results of 2020 Census of Population and Housing)

Date of Release: January 29, 2024

Reference No.: 2024-SR-006

13,343 occupied housing units listed in Roxas, Oriental Mindoro in 2020

Based on the 2020 Census of Population and Housing (2020 CPH), the municipality of Roxas, Oriental Mindoro listed a total of 13,343 occupied housing units. In 2015, there were 11,628 occupied housing units recorded while in 2010, there were 10,321 occupied housing units.



Between 2020 and 2015, the number of occupied housing units increased by 1,715 or 14.7 percent.

In 1960, the reported total number of occupied housing units in Roxas, Oriental Mindoro was 2,877, that is, 21.6 percent of the number of occupied housing units of the municipality in the 2020 CPH.

Figure 2. Total Number of Occupied Housing Units in Roxas, Oriental Mindoro by Census Year: 1960 to 2020



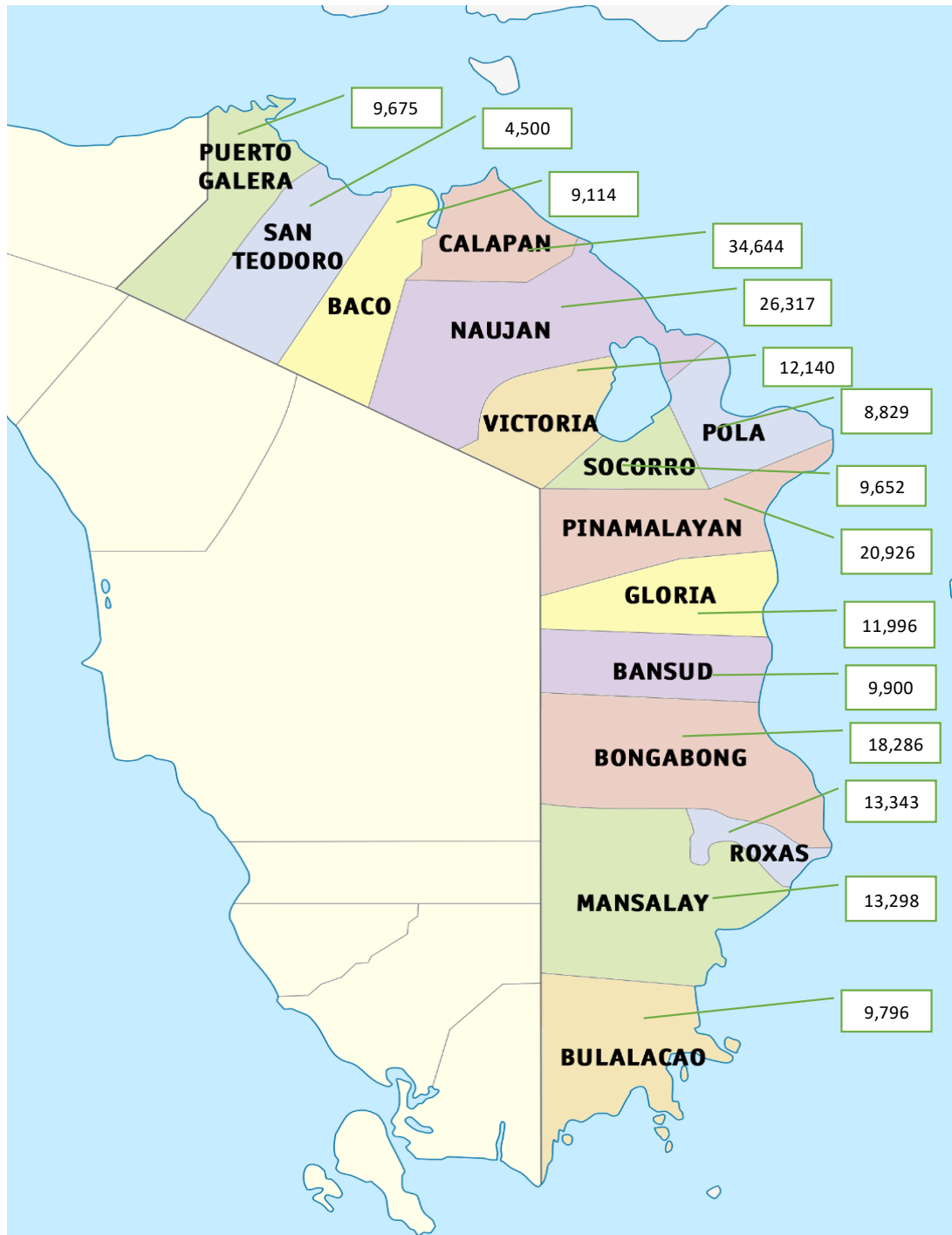
Source: Philippine Statistics Authority, Various Censuses

Roxas ranks 5th with most number of occupied housing units in 2020 in Oriental Mindoro

The municipality of Roxas is the fifth with the most number of occupied housing units in Oriental Mindoro in 2020. The City of Calapan and the municipalities of Naujan and Pinamalayan are the top three areas of the province in terms of the number of occupied housing units. The City of Calapan had the highest number of occupied housing units with a total of 34,644 occupied housing units or 16.3 percent share of the occupied housing units in the province. This was followed by the municipality of Naujan with 26,317 or 12.4 percent share and Pinamalayan with 20,926 or 9.8 percent share. Bongabong was fourth with most number of occupied housing units with 18,286.

The municipality of San Teodoro had the least number of occupied housing units with a total of 4,500 occupied housing units or 2.1 percent share of the occupied housing units in the province.

Figure 3. Number of Occupied Housing Units by City/Municipality: Oriental Mindoro, 2020



Source: Philippine Statistics Authority, 2020 Census of Population and Housing

A ratio of approximately 102 households per 100 housing units in Roxas in 2020

A total of 13,564 households was recorded in Roxas, Oriental Mindoro in 2020. This translates to approximately 102 households per one hundred occupied housing units. In 2015, the ratio was recorded at 101 households per one hundred housing units.

Across the province, the municipality of Puerto Galera recorded the highest ratio of 103 households for every 100 occupied housing units. This was followed by Roxas and four other municipalities with a ratio of 102 households per 100 occupied housing units. The other four municipalities are Bongabong, Pinamalayan, Pola, and Socorro.

The ratio of household population to occupied housing units in Pola was 4.4 persons per housing unit in 2020 which is lower than the 4.6 persons per housing unit recorded in 2015.

Table 1. Number of Households, Occupied Housing Units, Ratio of Number of Households to Occupied Housing Units by Municipality: Oriental Mindoro, 2020 and 2015

| Province/ Municipality | Number of Households | | Number of Occupied Housing Units | | Ratio of Number of Households to Number of Occupied Housing Units | |
|---------------------------|----------------------|---------|----------------------------------|---------|---|------|
| | 2020 | 2015 | 2020 | 2015 | 2020 | 2015 |
| Oriental Mindoro | 215,076 | 190,763 | 212,416 | 188,988 | 101 | 101 |
| Baco | 9,182 | 8,326 | 9,114 | 8,248 | 101 | 101 |
| Bansud | 10,003 | 9,250 | 9,900 | 9,144 | 101 | 101 |
| Bongabong | 18,568 | 16,753 | 18,286 | 16,450 | 102 | 102 |
| Bulalacao | 9,865 | 8,542 | 9,796 | 8,485 | 101 | 101 |
| City of Calapan (Capital) | 35,147 | 30,734 | 34,644 | 30,324 | 101 | 101 |
| Gloria | 12,050 | 10,366 | 11,996 | 10,314 | 100 | 101 |
| Mansalay | 13,332 | 11,286 | 13,298 | 11,219 | 100 | 101 |
| Naujan | 26,504 | 23,348 | 26,317 | 23,221 | 101 | 101 |
| Pinamalayan | 21,322 | 19,551 | 20,926 | 19,281 | 102 | 101 |
| Pola | 8,965 | 8,192 | 8,829 | 8,169 | 102 | 100 |
| Puerto Galera | 9,944 | 8,322 | 9,675 | 8,292 | 103 | 100 |
| Roxas | 13,564 | 11,719 | 13,343 | 11,628 | 102 | 101 |
| San Teodoro | 4,511 | 4,058 | 4,500 | 4,039 | 100 | 100 |
| Socorro | 9,869 | 9,108 | 9,652 | 9,054 | 102 | 101 |
| Victoria | 12,250 | 11,208 | 12,140 | 11,120 | 101 | 101 |

**Excludes households in relocation areas and enumerated as homeless*

Source: Philippine Statistics Authority, 2020 Census of Population and Housing and 2015 Census of Population

**Figure 4. Ratio of Household Population to Occupied Housing Units
Roxas, Oriental Mindoro, 2020 and 2015**



Source: Philippine Statistics Authority, 2020 Census of Population and Housing and 2015 Census of Population

Table 2. Number of Households, Occupied Housing Units, Ratio of Number of Households to Occupied Housing Units: Roxas, Oriental Mindoro, 2020, 2015, and 2010

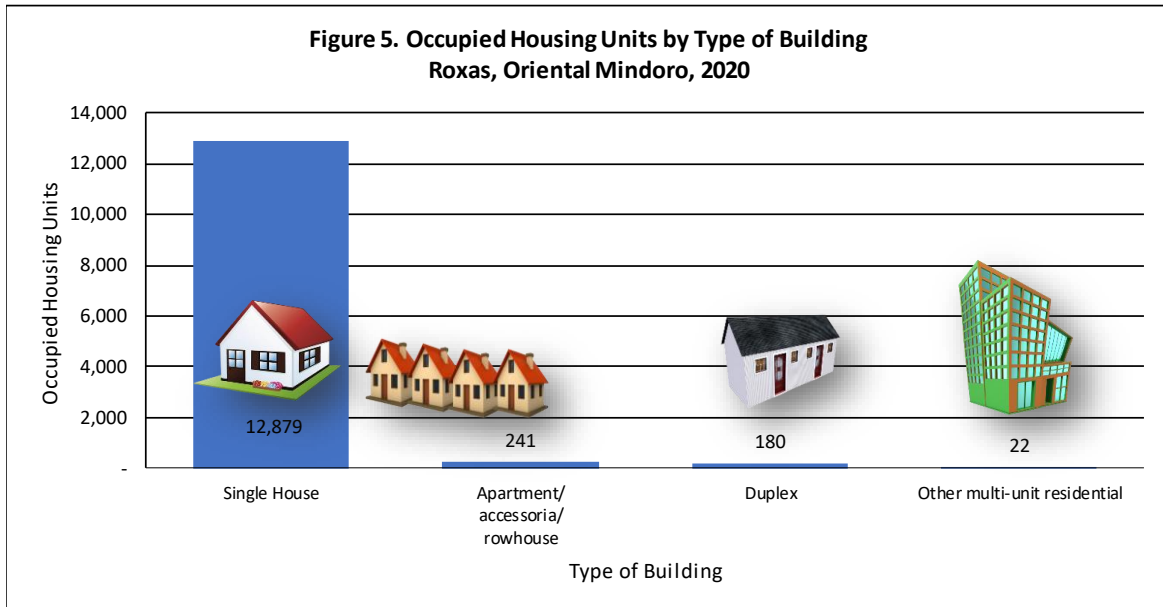
| Province/ Municipality | Census Year | | |
|---|-------------|--------|--------|
| | 2020 | 2015 | 2010 |
| Number of Occupied Housing Units | 13,343 | 11,628 | 10,321 |
| Number of Households | 13,564 | 11,719 | 10,386 |
| Household Population | 58,815 | 53,033 | 49,739 |
| Ratio of Households per 100 Occupied Housing Units | 102 | 101 | 101 |
| Ratio of Household Population to Occupied Housing Units | 4.4 | 4.6 | 4.8 |

*Excludes households in relocation areas and enumerated as homeless

Source: Philippine Statistics Authority, 2020 Census of Population and Housing and 2015 Census of Population

Majority of the occupied housing units in Roxas are single houses

Of the total number of occupied housing units in Roxas, Oriental Mindoro in 2020, a total of 12,879 or 96.5 percent were single houses. This was followed by occupied housing units in apartments/accessoria/rowhouses with 241 (1.8%).

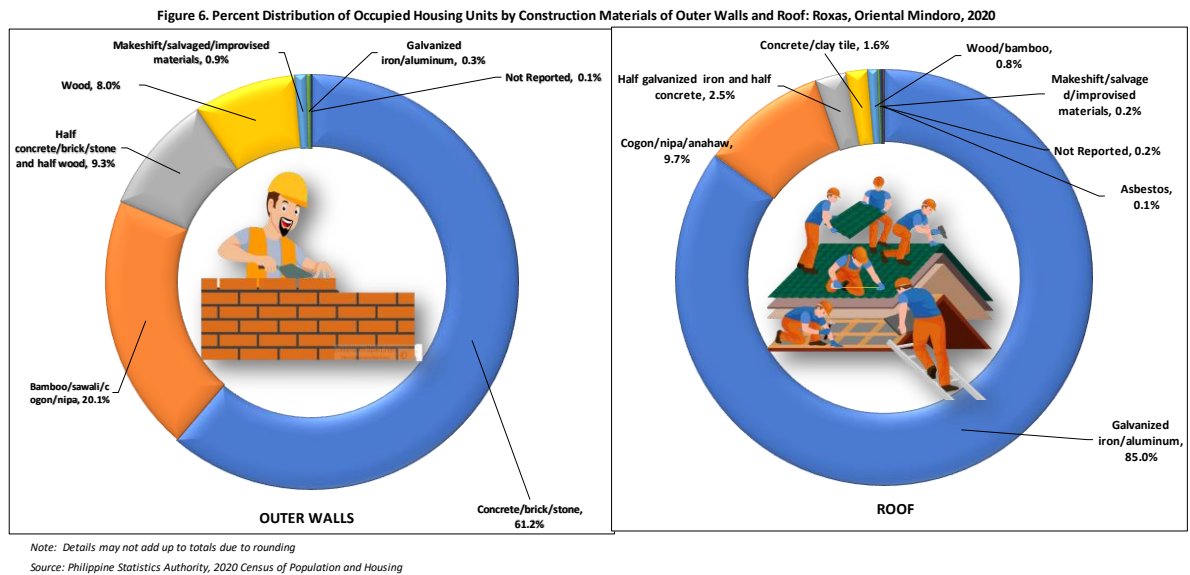


Source: Philippine Statistics Authority, 2020 Census of Population and Housing

Occupied housing units in Roxas have strong materials of the outer walls and roofs

In 2020, three in five occupied housing units in Roxas had outer walls made of concrete/brick/stone (61.2%) followed by outer walls of occupied housing units made of bamboo/sawali/nipa with 20.1 percent. On the other hand, 9.3 percent of the occupied housing units had outer walls made of half concrete/brick/stone and half wood while 8.0 percent had outer walls made of wood.

Likewise, 85 percent of the occupied housing units in 2020 had roofs made of galvanized iron/aluminum. The proportion of occupied housing units with roofs made of cogon/nipa/anahaw comprised 9.7 percent and half galvanized iron and half concrete comprising 2.5 percent. Housing units made of concrete/clay tile comprised 1.6 percent, wood/bamboo comprised 0.8 percent, and makeshift/salvaged/improvised materials comprised 0.2 percent.

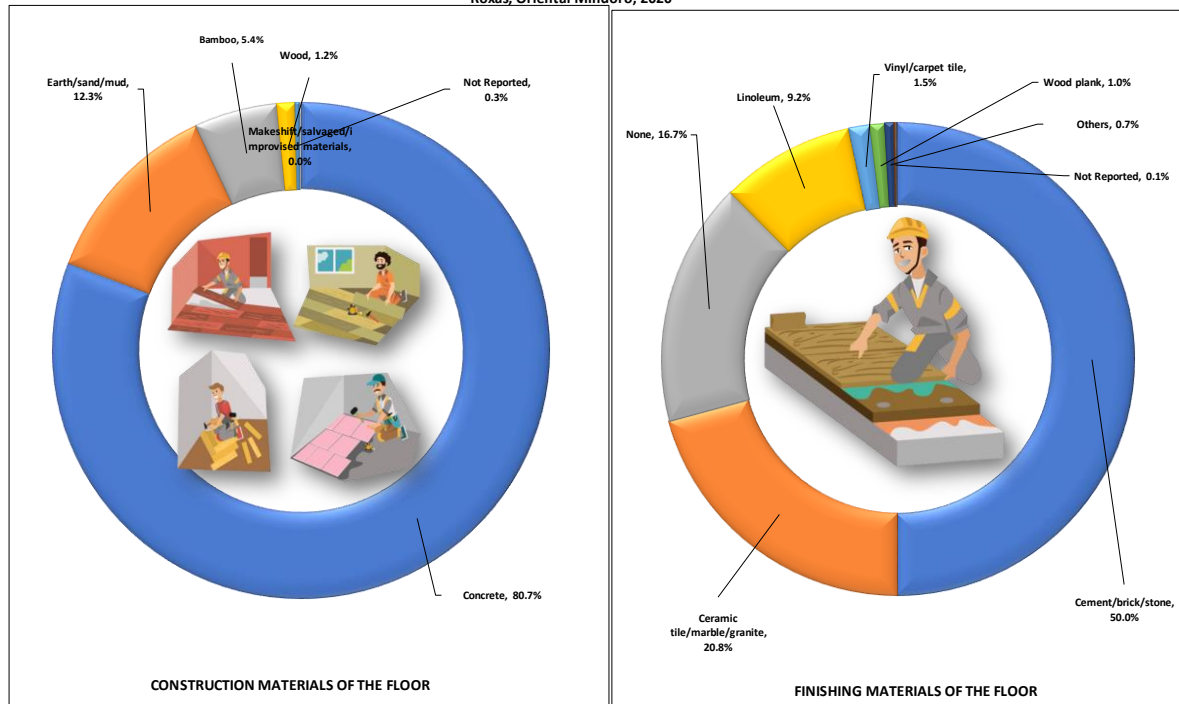


Four out of five occupied housing units in Roxas have concrete construction materials of the floor

Four in five occupied housing units (80.7%) have concrete construction materials of the floor. Other construction materials of the floor in occupied housing units in Roxas are earth/sand/mud (12.3%), bamboo (5.4%), and wood (1.2%).

On the other hand, half of the of the occupied housing units (50.0%) have cement/brick/stone as finishing materials of the floor. About 20.8 percent had ceramic tile/marble/granite for finishing materials of the floor. Approximately 16.7 percent of the housing units had no finishing materials for the floor. Linoleum finishing materials accounted for 9.2 percent, vinyl carpet tire had 9.2 percent, wood plank comprised 1.5 percent, and others comprised 0.7 percent.

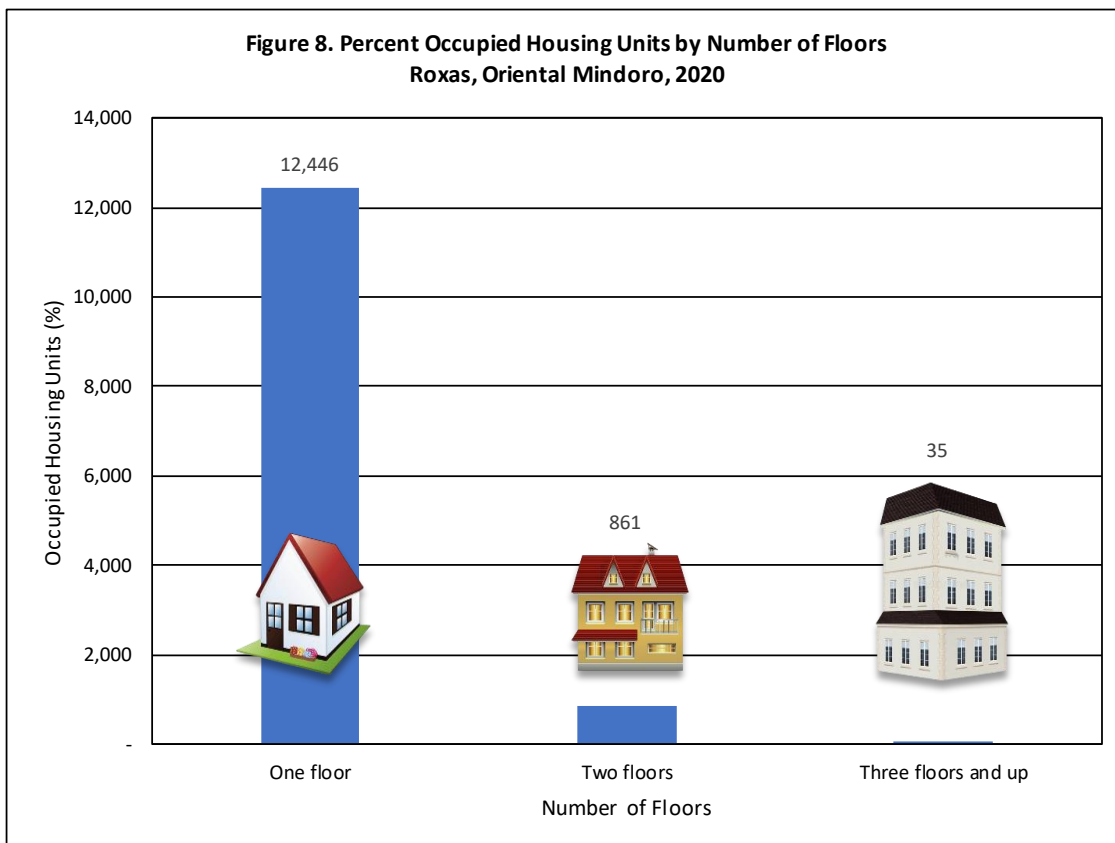
Figure 7. Percent Distribution of Occupied Housing Units by Construction and Finishing Materials of the Floor
Roxas, Oriental Mindoro, 2020



Note: Details may not add up to totals due to rounding
Source: Philippine Statistics Authority, 2020 Census of Population and Housing

Most of the occupied housing units in Roxas are one-storey buildings

Majority or 93.3 percent of the occupied housing units were one-storey buildings. This was followed by occupied housing units in two-storey buildings with 6.5 percent and housing units in three-storey or more buildings with 0.3 percent.



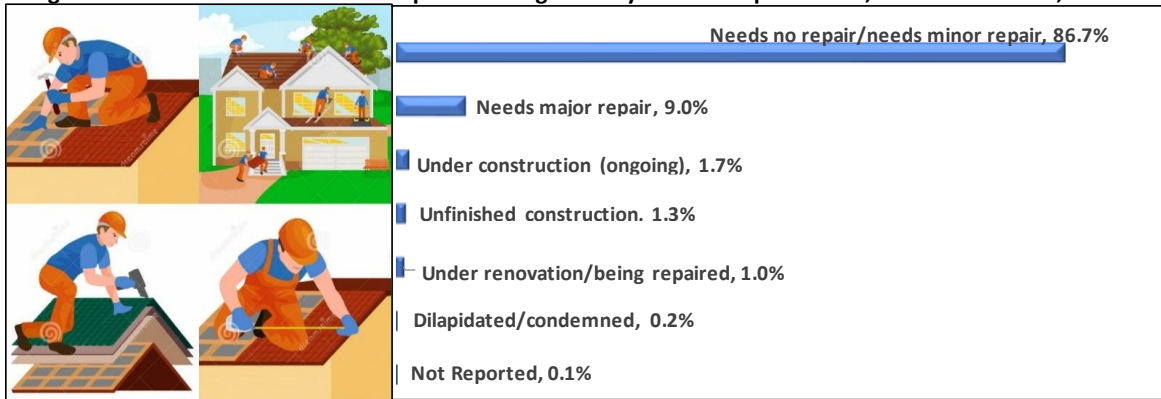
Source: Philippine Statistics Authority, 2020 Census of Population and Housing

Nine in ten occupied housing units in Roxas needs minor repair or no repair at all

Nine in five occupied housing units (86.7%) only needed minor repair or need not be repaired at all. Meanwhile, the proportion of occupied housing units needing major repair comprised 9.0 percent.

Moreover, the other occupied housing units were categorized as under construction (on-going) (1.7%), unfinished construction (1.3%), under renovation/being repaired (1.0%), and dilapidated/condemned (0.2%).

Figure 9. Percent Distribution of Occupied Housing Units by State of Repair: Roxas, Oriental Mindoro, 2020



Note: Details may not add up to 100 percent due to rounding

Source: Philippine Statistics Authority, 2020 Census of Population and Housing

Two out of five occupied housing units in Roxas were built within the decade prior to the 2020 CPH

Two out of five (40.1%) of the occupied housing units in Roxas were built 10 years prior to the 2020 CPH, that is, in the period 2011 to 2020, while 24.5 percent were built during the period 2001 to 2010. On the other hand, 15.6 percent were built during the period 1991 to 2000. Furthermore, 7.5 percent were built during the period 1981 to 1990 and 5.7 percent were built during the period 1980 or earlier.

FIGURE 10. PERCENT DISTRIBUTION OF OCCUPIED HOUSING UNITS BY YEAR BUILT OF THE BUILDING ROXAS, ORIENTAL MINDORO, 2020

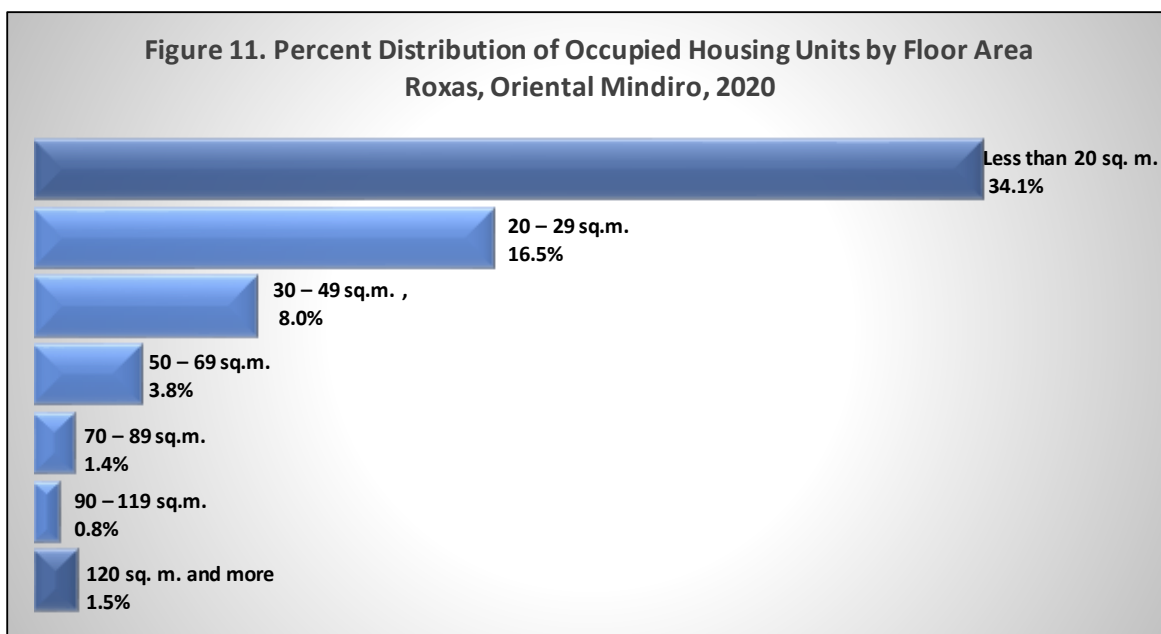


Source: Philippine Statistics Authority, 2020 Census of Population and Housing

More than third of the occupied housing units in Roxas have floor areas less than 20 square meters

In 2020, occupied housing units in Roxas, Oriental Mindoro with floor areas of less than 20 sq. m. (less than 209 sq. ft.) accounted for 34.1 percent of occupied housing units. This was followed by occupied housing units with floor areas of about 20 to 29 sq. m. (210-317 sq. ft.) comprising 16.5 percent and housing units with floor areas of 30 to 49 sq. m. (318-527 sq. ft.) comprising 8.0 percent.

Meanwhile, occupied housing units with floor areas of 50 to 69 sq. m. (533-748 sq. ft.) accounted for 3.8 percent. Those with floor areas ranging from 70 to 89 sq. m. (749-963 sq. ft.) accounted for 1.4 percent while those with floor areas from 90 to 119 sq. m. (964-1286 sq. ft.) accounted for 0.8 percent and those of about 120 sq. m. (1287 sq. ft.) or more accounted for 1.5 percent.



Note: Details may not add up to totals due to rounding

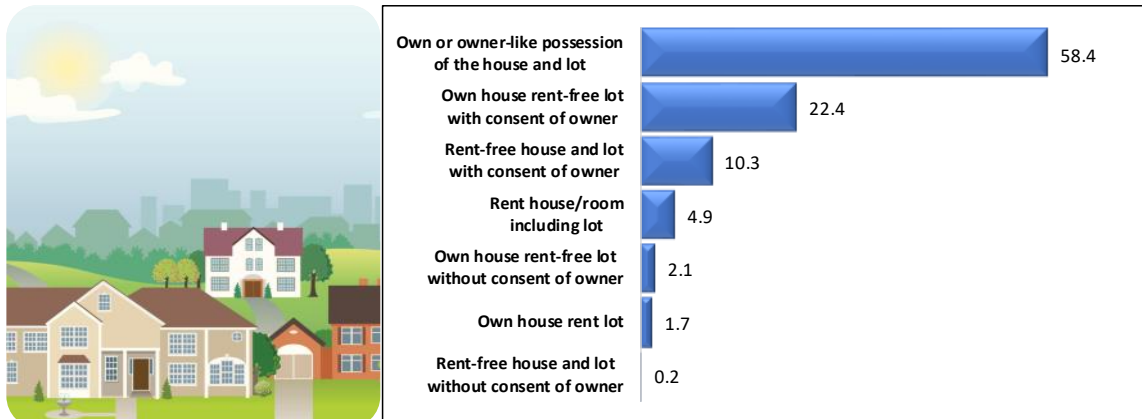
Source: Philippine Statistics Authority, 2020 Census of Population and Housing

Three in five occupied housing units in Roxas are owned or has owner-like possession of the house and lot

Of the 13,343 occupied housing units in Roxas in 2020, 58.4 percent were owned or had owner-like possession of the house and lot. Moreover, 22.4 percent of the housing units were own house rent-free lot with consent of the owner. Furthermore, 10.3 percent of the housing units were rent-free house and lot with consent of owner, and 4.9 percent of the housing units

were rent house/room including lot. In addition, 2.1 percent were own house, rent-free lot without consent of owner, 1.7 percent were own house, rent lot, and 0.2 percent were rent free house and lot without consent of owner.

Figure 12. Percent Distribution of Tenure Status of Housing Unit/Lot: Roxas, Oriental Mindoro, 2020



Note: Details may not add up to totals due to rounding

Source: Philippine Statistics Authority, 2020 Census of Population and Housing

The statistics presented in this Special Release were based on the information provided by the household respondents or any responsible member who provided answers to the questions and gave information about the characteristics of the housing units. For the following data items, observation of the building/housing unit by the enumerator was allowed during the data collection of the 2020 CPH:

1. Type of Building;
2. Number of Floors of the Building;
3. Construction Materials of the Roof;
4. Construction Materials of the Outer Walls; and
5. State of Repair of the Building.

DONNA MARIE D. MOBE

(Supervising Statistical Specialist)

Officer-in-Charge

Oriental Mindoro Provincial Statistical Office