

SPECIAL RELEASE

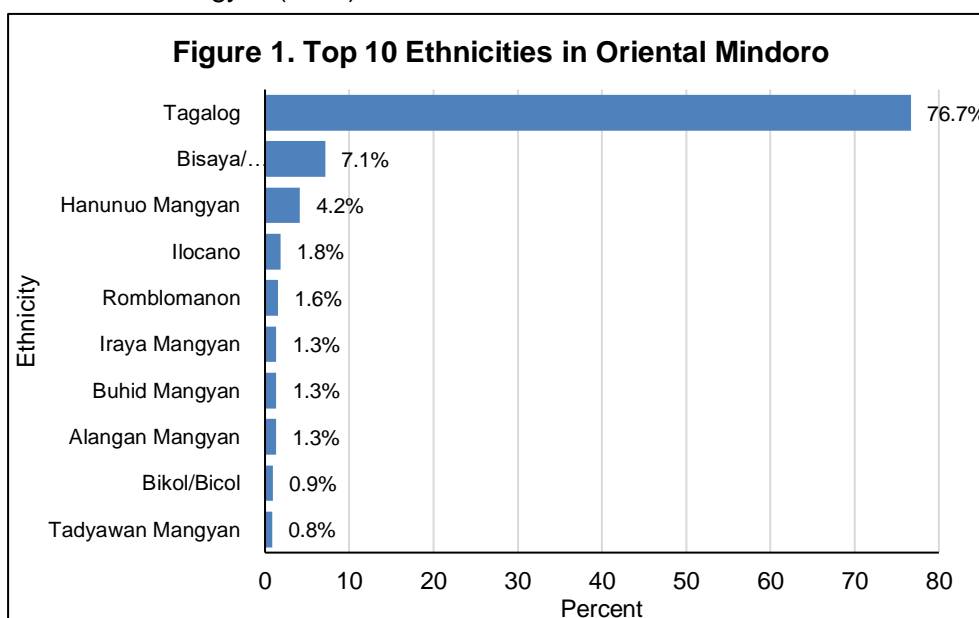
ETHNICITY IN ORIENTAL MINDORO (2020 Census of Population and Housing)

Release Date: 28 February 2024

Reference No.: 2024-SR-013

About three in every four household population has Tagalog as ethnicity

About three in every four (76.7%) of the 906.66 thousand household population in Oriental Mindoro in 2020 reported Tagalog as their ethnicity. Other major ethnicities were Bisaya/Binisaya (7.1%) and Hanunuo Mangyan (4.2%).



Source: Philippine Statistics Authority, 2020 Census of Population and Housing

Table 1. Ethnicities in Oriental Mindoro: 2020

Ethnicity	Number	Percent to Total
Total	906,661	100.0
Tagalog	695,394	76.7
Bisaya/ Binisaya	64,705	7.1
Hanunuo Mangyan	37,690	4.2
Ilocano	16,439	1.8
Rombloanon	14,075	1.6
Iraya Mangyan	12,084	1.3
Buhid Mangyan	12,064	1.3
Alangan Mangyan	11,798	1.3
Bikol/Bicol	8,380	0.9
Tadyawan Mangyan	7,487	0.8
Other Local Ethnicities	25,115	2.8
Foreign Ethnicities	1,417	0.2
Not Reported	13	0.0

Source: Philippine Statistics Authority, 2020 Census of Population and Housing

Tagalog is the top ethnicity in almost all of the City/Municipalities

In Oriental Mindoro, 14 out of the 15 city/municipalities recorded Tagalog as the top ethnicity. Nine out of 10 residents in the City of Calapan (93.8%), Gloria (90.2%), Pinamalayan (93.0%), Pola (91.9%), and Socorro (90.5%) reported themselves having Tagalog ethnicity.

In the municipality of Bulalacao, Hanunuo Mangyan was the top ethnicity (35.9%).

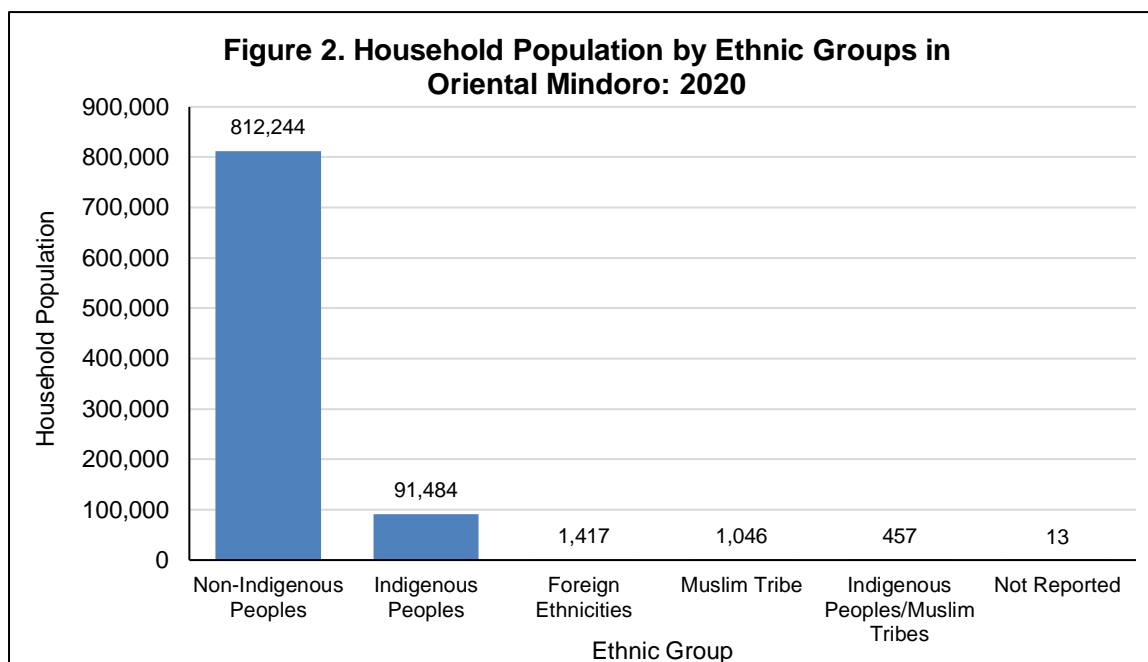
Table 2. Proportion to the Household Population of the Top Three Ethnicities by City/Municipality of Oriental Mindoro: 2020

City/Municipality	Top Three Ethnicities in Oriental Mindoro and Corresponding Proportion to Household Population (Percent)					
	Rank 1		Rank 2		Rank 3	
	Ethnicity	Percent	Ethnicity	Percent	Ethnicity	Percent
Baco	Tagalog	75.4	Alangan Mangyan	11.8	Iraya Mangyan	8.4
Bansud	Tagalog	74.2	Bisaya/Binisaya	12.3	Buhid Mangyan	3.8
Bongabong	Tagalog	73.5	Bisaya/Binisaya	10.5	Buhid Mangyan	8.6
Bulalacao (San Pedro)	Hanunuo Mangyan	35.9	Bisaya/Binisaya	34.5	Tagalog	20.6
City of Calapan (Capital)	Tagalog	93.8	Bisaya/Binisaya	2.0	Ilocano	1.1
Gloria	Tagalog	90.2	Bisaya/Binisaya	2.7	Tau-buid Mangyan	1.8
Mansalay	Tagalog	44.8	Hanunuo Mangyan	30.2	Bisaya/Binisaya	16.9
Naujan	Tagalog	86.0	Alangan Mangyan	6.0	Ilocano	2.7
Pinamalayan	Tagalog	93.0	Bisaya/Binisaya	1.3	Tau-buid Mangyan	1.0
Pola	Tagalog	91.9	Tadyawan Mangyan	2.5	Bisaya/Binisaya	1.6
Puerto Galera	Tagalog	72.6	Iraya Mangyan	10.8	Bisaya/Binisaya	5.2
Roxas	Tagalog	51.1	Bisaya/Binisaya	19.9	Romblomanon	14.3
San Teodoro	Tagalog	75.8	Iraya Mangyan	21.2	Hanunuo Mangyan	1.2
Socorro	Tagalog	90.5	Tadyawan Mangyan	4.6	Bisaya/Binisaya	1.0
Victoria	Tagalog	70.9	Ilocano	14.0	Tadyawan Mangyan	4.6

Source: Philippine Statistics Authority, 2020 Census of Population and Housing

Majority of the household population are Non-Indigenous Peoples

Among the 906.66 thousand household population, 812.24 thousand or 89.6 percent were classified as non-Indigenous Peoples (non-IPs). The remaining 94.4 thousand household population were IPs identified by National Commission on Indigenous People (NCIP) with 91.48 thousand (10.1%), Muslim tribes identified by National Commission on Muslim Filipinos (NCMF) with 1.05 thousand (0.12%), IPs and Muslim tribes identified by both NCIP and NCMF with 457 persons (0.05%), and foreign ethnicities with 1.42 thousand (0.2%).



Source: Philippine Statistics Authority, 2020 Census of Population and Housing

Indigenous Peoples comprise 10.1 percent of the province's household population

In 2020, IPs identified by NCIP comprised 91.94 thousand or 10.1 percent of the 906.66 thousand household population in Oriental Mindoro. The top five IP groups in the province accounted for about 88.2 percent of the total IPs. Hanunuo Mangyan ranked first with 37,693 persons (41.0%), followed by Iraya Mangyan with 12,084 persons (13.1%), and Buhid Mangyan with 12,064 persons (13.1%).

Table 3. Top Five Indigenous Peoples in Oriental Mindoro: 2020

Rank	Indigenous Peoples	Number	Percent to Total IPs
	Total	91,941	100.0
1	Hanunuo Mangyan	37,690	41.0
2	Iraya Mangyan	12,084	13.1
3	Buhid Mangyan	12,064	13.1
4	Alangan Mangyan	11,798	12.8
5	Tadyawan Mangyan	7,487	8.1
	Other IP Groups	10,818	11.8

Source: Philippine Statistics Authority, 2020 Census of Population and Housing

Muslim tribes make up less than one percent of the province's household population

Muslim tribes identified by NCMF, including the tribes that were also identified as IPs by the NCIP, accounted for 1,503 persons or 0.2 percent of the 906.66 thousand household population in Oriental Mindoro. Among muslim tribes in the province, Maranao accounted for 50.6 percent (761 persons), followed by Sama/Samal with 397 persons (26.4%).

Table 4. Top Five Muslim Tribes in Oriental Mindoro: 2020

Rank	Muslim Tribes	Number	Percent to Total Muslim Tribes
	Total	1,503	100.0
1	Maranao	761	50.6
2	Sama/Samal	397	26.4
3	Tausog/Tausug	121	8.1
4	Maguindanao	92	6.1
5	Palawani	72	4.8
	Other Muslim Tribes	60	4.0

Source: Philippine Statistics Authority, 2020 Census of Population and Housing

One fifths of the province's household population with foreign ethnicity are of Chinese descent

Of the 906.66 thousand household population in Oriental Mindoro, 1,417 persons or 0.2 percent were reported to have foreign ethnicity. The top five foreign ethnicities accounted for 893 persons or 63.0 percent of the total foreign ethnicity in the province. Chinese ranked first with 281 persons (19.8%), followed by those with Swiss ethnicity with 260 persons (18.3%).

Table 5. Top Five Foreign Ethnicities in Oriental Mindoro: 2020


Rank	Muslim Tribes	Number	Percent to Total Foreign Ethnicities
	Total	1,417	100.0
1	Chinese	281	19.8
2	Swiss	260	18.3
3	British	130	9.2
4	German	114	8.0
5	American	108	7.6
	Other Foreign Ethnicities	524	37.0

Source: Philippine Statistics Authority, 2020 Census of Population and Housing

The statistics presented in this Special Release were based on the information provided by the respondent pertaining to all members of the household.

The categories of ethnicity were provided by the National Commission on Indigenous Peoples and the National Commission on Muslim Filipinos.

In the 2020 CPH, data on the ethnicity of all household members were collected by asking the respondent, “*What is _____’s ethnicity by descent/blood/relation/consanguinity?*”


DONNA MARIE D. MOBE
(Supervising Statistical Specialist)
Officer-in-Charge
Oriental Mindoro Provincial Statistical Office

