

SPECIAL RELEASE

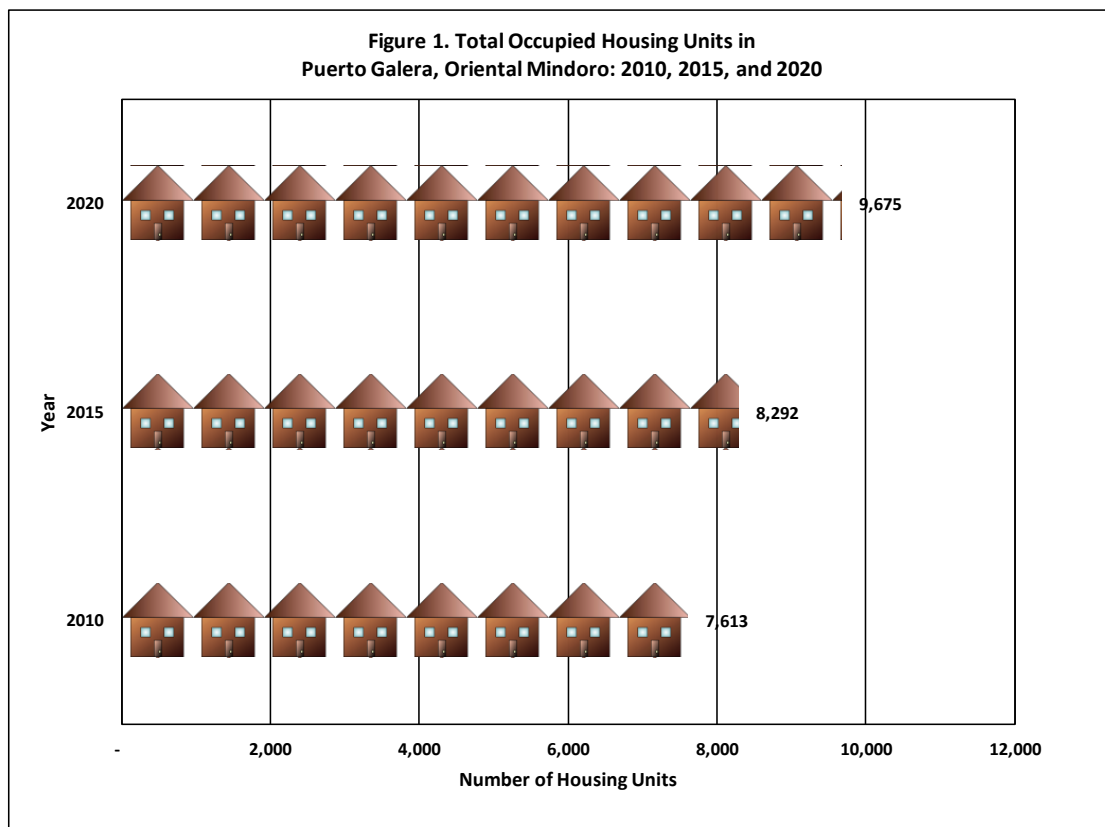
Housing Characteristics of Puerto Galera, Oriental Mindoro (Results of 2020 Census of Population and Housing)

Date of Release: March 15, 2024

Reference No.: 2024-SR-020

Puerto Galera, Oriental Mindoro lists 9,675 occupied housing units in 2020

Based on the 2020 Census of Population and Housing (2020 CPH), the municipality of Puerto Galera, Oriental Mindoro listed a total of 9,675 occupied housing units. In 2015, there were 8,292 occupied housing units recorded while in 2010, there were 7,613 occupied housing units.




Source: *Philippine Statistics Authority, Various Censuses*

Between 2020 and 2015, the number of occupied housing units increased by 1,383 or 16.7 percent.

In 1960, the reported total number of occupied housing units was 1,020, that is, 10.5 percent of the number of occupied housing units of the municipality in the 2020 CPH.

Figure 2. Total Number of Occupied Housing Units in Puerto Galera, Oriental Mindoro by Census Year: 1960 to 2020



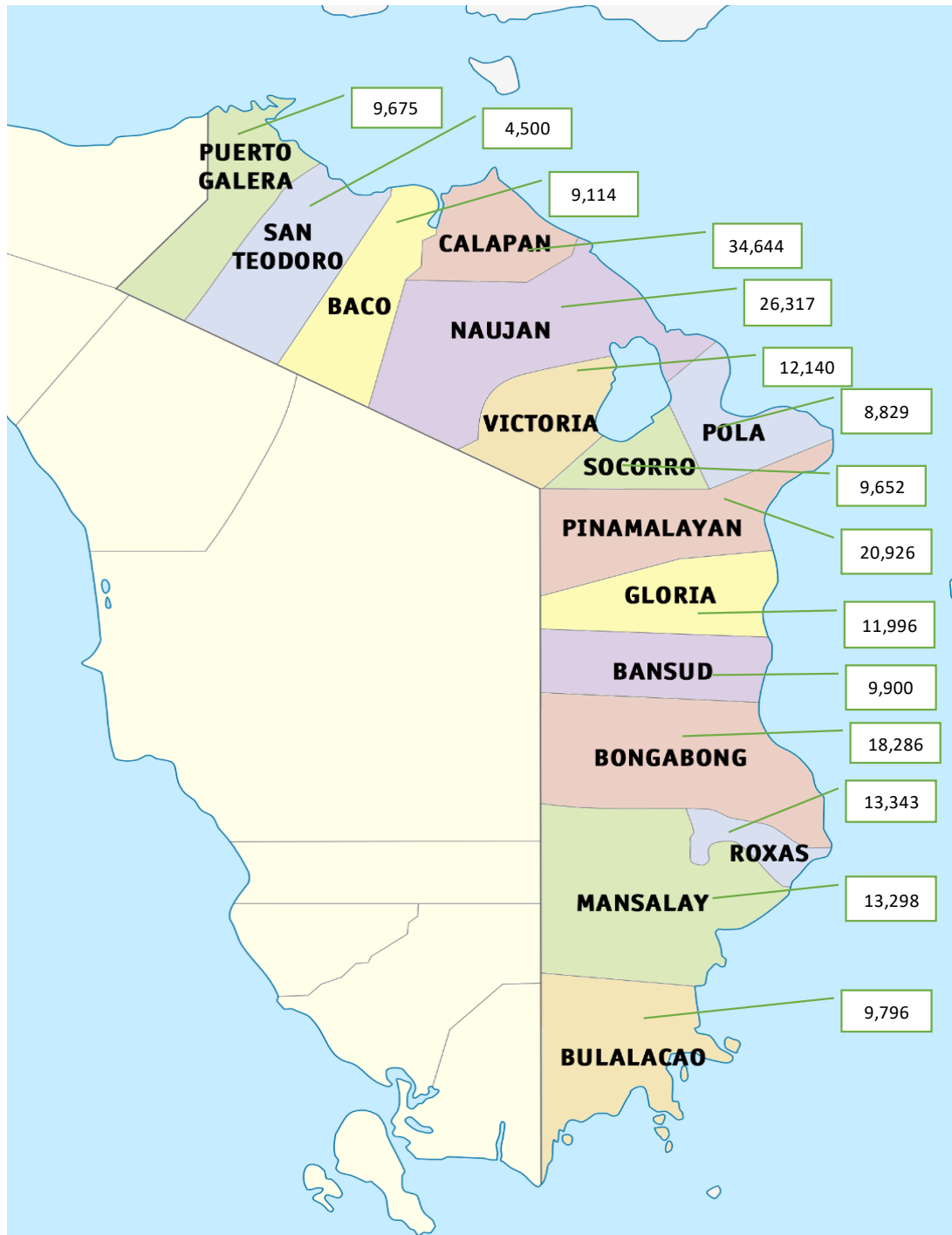
Source: Philippine Statistics Authority, Various Censuses

Puerto Galera ranks 11th with the most number of occupied housing units in 2020 in Oriental Mindoro

The municipality of Puerto Galera is eleventh with the most number of occupied housing units in Oriental Mindoro in 2020. The City of Calapan and the municipalities of Naujan and Pinamalayan are the top three areas of the province in terms of the number of occupied housing units. The City of Calapan had the highest number of occupied housing units with a total of 34,644 occupied housing units or 16.3 percent share of the occupied housing units in the province. This was followed by the municipality of Naujan with 26,317 or 12.4 percent share and Pinamalayan with 20,926 or 9.8 percent share.

The municipality of San Teodoro had the least number of occupied housing units with a total of 4,500 occupied housing units or 2.1 percent share of the occupied housing units in the province.

Figure 3. Number of Occupied Housing Units by City/Municipality: Oriental Mindoro, 2020



Source: Philippine Statistics Authority, 2020 Census of Population and Housing

A ratio of approximately 103 households per 100 housing units in Puerto Galera in 2020

A total of 9,944 households were recorded in Puerto Galera, Oriental Mindoro in 2020. This translates to approximately 103 households per one hundred occupied housing units. In 2015, the ratio was recorded at one household per one housing unit.

Puerto Galera recorded the highest ratio across the province in 2020. This was followed by Pola and four other municipalities with a ratio of 102 households per 100 occupied housing units. The other four municipalities are Bongabong, Pinamalayan, Roxas, and Socorro.

The ratio of household population to occupied housing units in Puerto Galera was 4.3 persons per housing unit in 2020 which is lower than the 4.4 persons per housing unit recorded in 2015.

Table 1. Number of Households, Occupied Housing Units, Ratio of Number of Households to Occupied Housing Units by Municipality: Oriental Mindoro, 2020 and 2015

Province/ Municipality	Number of Households		Number of Occupied Housing Units		Ratio of Number of Households to Number of Occupied Housing Units	
	2020	2015	2020	2015	2020	2015
Oriental Mindoro	215,076	190,763	212,416	188,988	101	101
Baco	9,182	8,326	9,114	8,248	101	101
Bansud	10,003	9,250	9,900	9,144	101	101
Bongabong	18,568	16,753	18,286	16,450	102	102
Bulalacao	9,865	8,542	9,796	8,485	101	101
City of Calapan (Capital)	35,147	30,734	34,644	30,324	101	101
Gloria	12,050	10,366	11,996	10,314	100	101
Mansalay	13,332	11,286	13,298	11,219	100	101
Naujan	26,504	23,348	26,317	23,221	101	101
Pinamalayan	21,322	19,551	20,926	19,281	102	101
Pola	8,965	8,192	8,829	8,169	102	100
Puerto Galera	9,944	8,322	9,675	8,292	103	100
Roxas	13,564	11,719	13,343	11,628	102	101
San Teodoro	4,511	4,058	4,500	4,039	100	100
Socorro	9,869	9,108	9,652	9,054	102	101
Victoria	12,250	11,208	12,140	11,120	101	101

**Excludes households in relocation areas and enumerated as homeless*

Source: Philippine Statistics Authority, 2020 Census of Population and Housing and 2015 Census of Population

Table 2. Number of Households, Occupied Housing Units, Ratio of Number of Households to Occupied Housing Units: Puerto Galera, Oriental Mindoro, 2020, 2015, and 2010

Province/ Municipality	Census Year		
	2020	2015	2010
Number of Occupied Housing Units	9,675	8,292	7,613
Number of Households	9,944	8,322	7,661
Household Population	41,650	36,311	32,408
Ratio of Households per 100 Occupied Housing Units	103	100	101
Ratio of Household Population to Occupied Housing Units	4.3	4.4	4.3

**Excludes households in relocation areas and enumerated as homeless*

Source: Philippine Statistics Authority, 2020 Census of Population and Housing and 2015 Census of Population and Housing

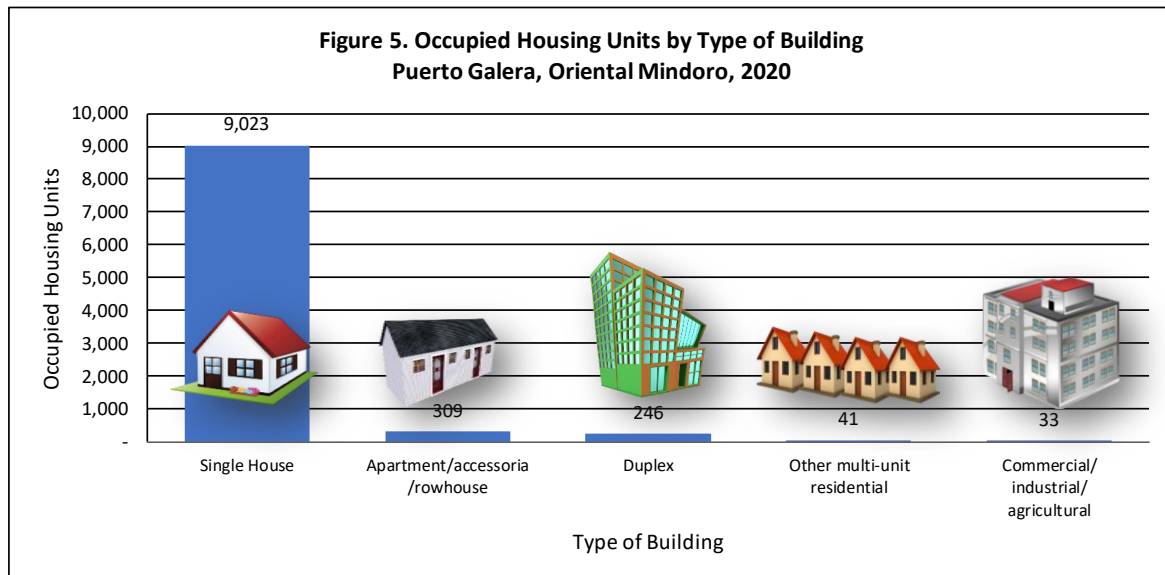
**Figure 4. Ratio of Household Population to Occupied Housing Units
Puerto Galera, Oriental Mindoro, 2020 and 2015**



Source: Philippine Statistics Authority, 2020 Census of Population and Housing and 2015 Census of Population

Majority of the occupied housing units in Puerto Galera are single houses

Of the total number of occupied housing units in Puerto Galera, Oriental Mindoro in 2020, a total of 9,023 or 93.3 percent were single houses. This was followed by occupied housing units in apartment/accessoria/rowhouse with 309 (3.2%).

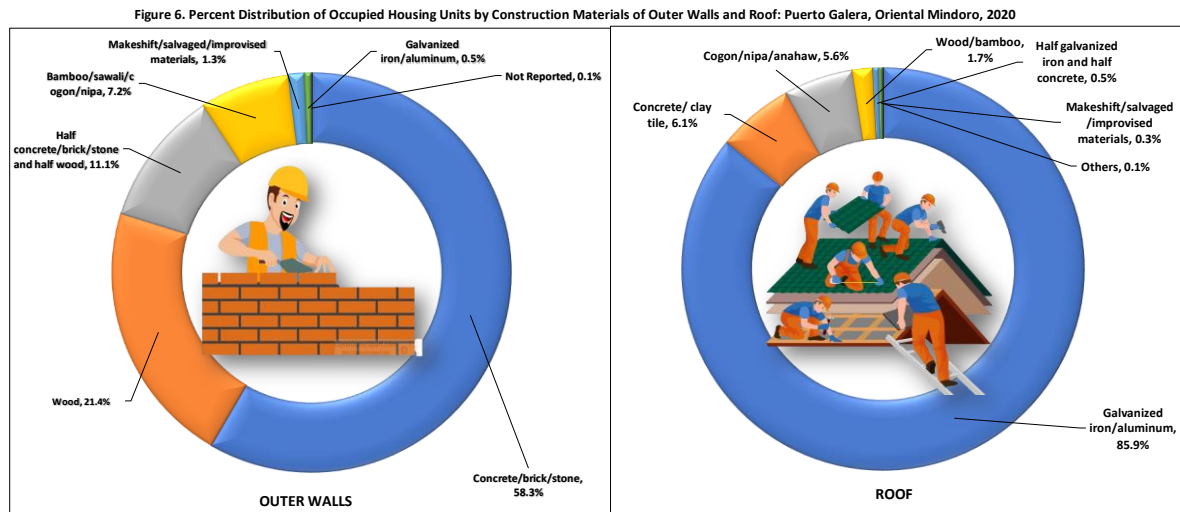


Source: Philippine Statistics Authority, 2020 Census of Population and Housing

Occupied housing units in Puerto Galera have strong materials of the outer walls and strong materials for roofs

In 2020, nearly one out of two occupied housing units in Puerto Galera had outer walls made of concrete/brick/stone (58.3%) followed by outer walls of occupied housing units made of wood with 21.4 percent. On the other hand, 11.1 percent of the occupied housing units had outer walls made of half concrete/brick/stone and half wood while 7.2 percent had outer walls made of bamboo/sawali/cogon/nipa.

Likewise, nine out of ten of the occupied housing units in 2020 had roofs made of galvanized iron/aluminum. The proportion of occupied housing units with roofs made of concrete/clay tile comprising 6.1 percent and cogon/nipa/anahaw comprised 5.6 percent. Housing units made of wood/bamboo comprised 1.7 percent, half galvanized iron and half concrete comprised 0.5 percent, and makeshift/salvaged/improvised materials comprised 0.3 percent.



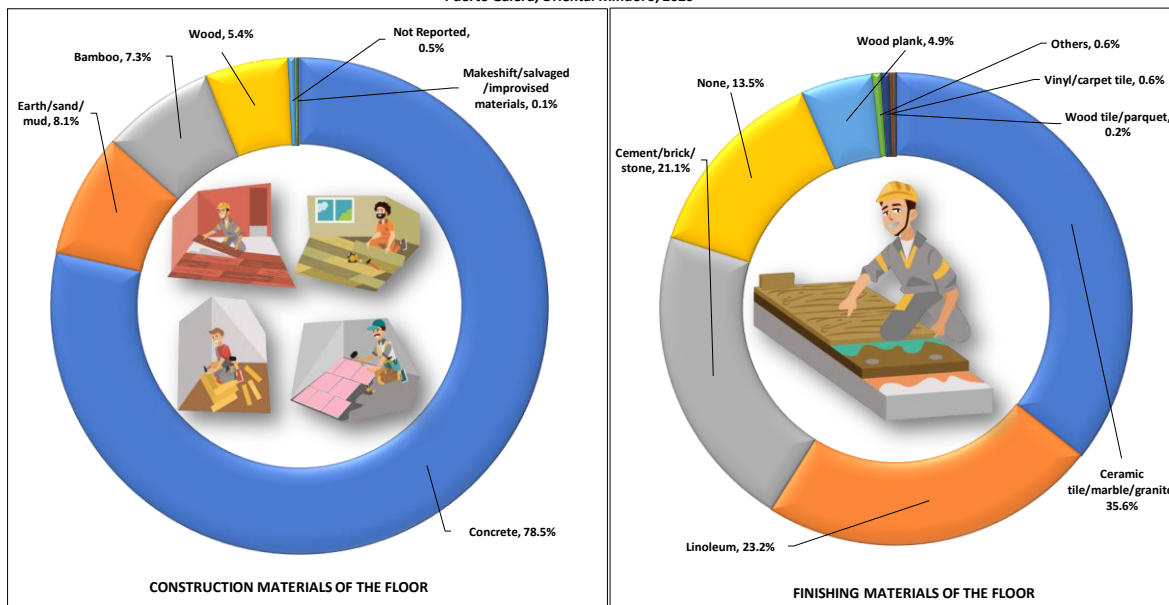
Note: Details may not add up to totals due to rounding
 Source: Philippine Statistics Authority, 2020 Census of Population and Housing

Three out of four occupied housing units in Puerto Galera have concrete construction materials of the floor

Three out of four of the occupied housing units (78.5%) have concrete construction materials of the floor. Other construction materials of the floor in occupied housing units in Puerto Galera are earth/sand/mud (8.1%), bamboo (7.3%), and wood (5.4%).

On the other hand, 35.6 percent of the occupied housing units have ceramic tile/marble/granite as finishing materials of the floor. About 23.2 percent had linoleum finishing materials for the floor. Approximately 21.1 percent of the housing units had cement/brick/stone no finishing materials for the floor. No finishing materials accounted for 13.5 percent and wood plank comprised 4.9 percent.

Figure 7. Percent Distribution of Occupied Housing Units by Construction and Finishing Materials of the Floor
Puerto Galera, Oriental Mindoro, 2020

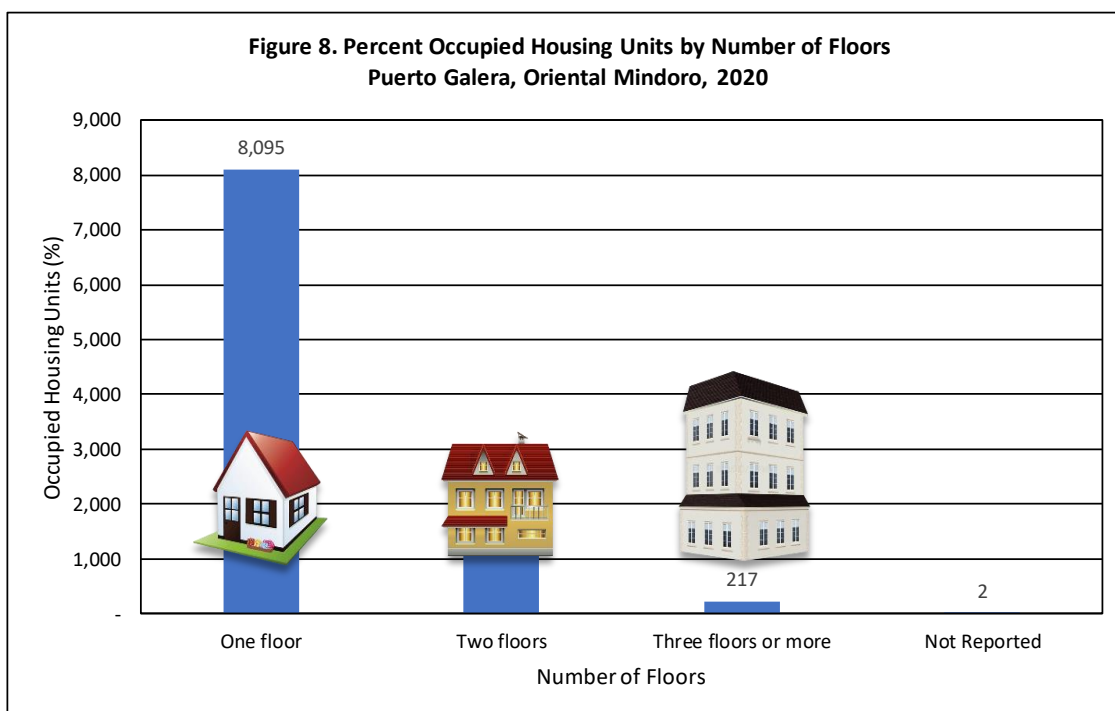


Note: Details may not add up to totals due to rounding
Source: Philippine Statistics Authority, 2020 Census of Population and Housing

Most of the occupied housing units in Puerto Galera are one-storey buildings

Majority or 83.7 percent of the occupied housing units were only one-storey buildings. This was followed by occupied housing units in two-storey buildings with 14.1 percent and housing units in three or more storey buildings with 2.2 percent.

Figure 8. Percent Occupied Housing Units by Number of Floors
Puerto Galera, Oriental Mindoro, 2020



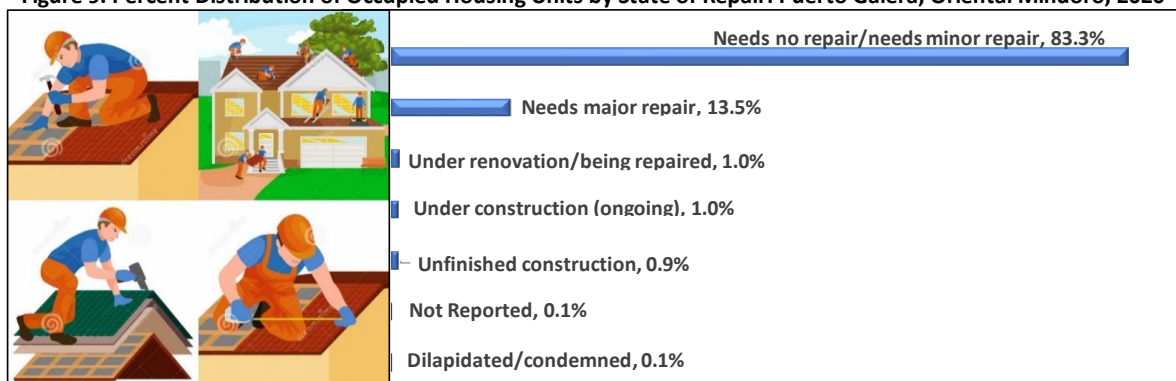
Source: Philippine Statistics Authority, 2020 Census of Population and Housing

Four in five occupied housing units in Puerto Galera need minor repair or no repair at all

Four in five occupied housing units (83.3%) only needed minor repair or need not be repaired at all. Meanwhile, the proportion of occupied housing units needing major repair comprised 13.5 percent.

Moreover, the other occupied housing units were categorized as under renovation/being repaired (1.0%), under construction (on-going) (1.0%), unfinished construction (0.9%), and dilapidated/condemned (0.1%).

Figure 9. Percent Distribution of Occupied Housing Units by State of Repair: Puerto Galera, Oriental Mindoro, 2020

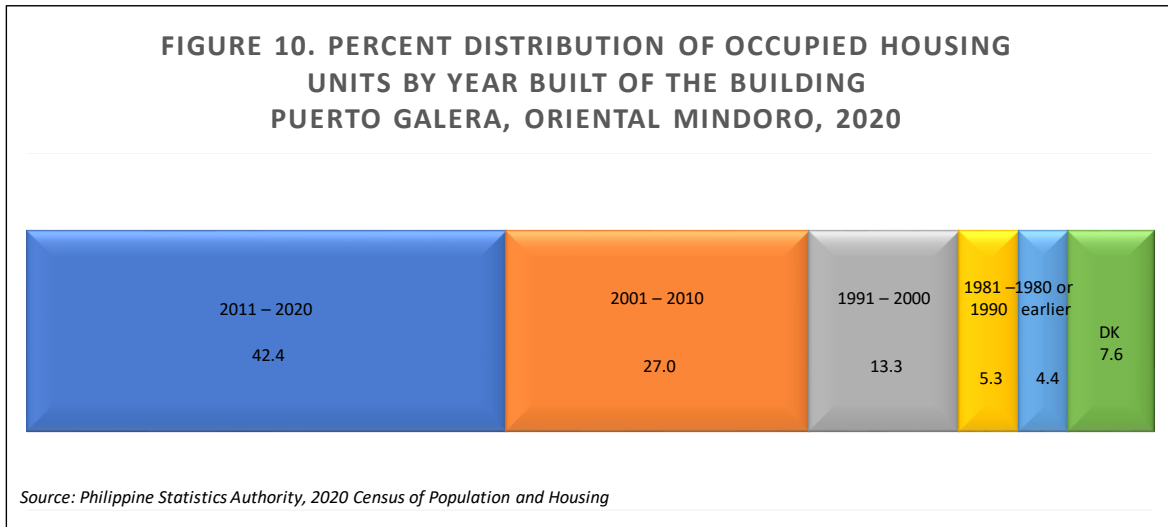


Note: Details may not add up to 100 percent due to rounding

Source: Philippine Statistics Authority, 2020 Census of Population and Housing

Nearly half of occupied housing units were built within the decade prior to the 2020 CPH

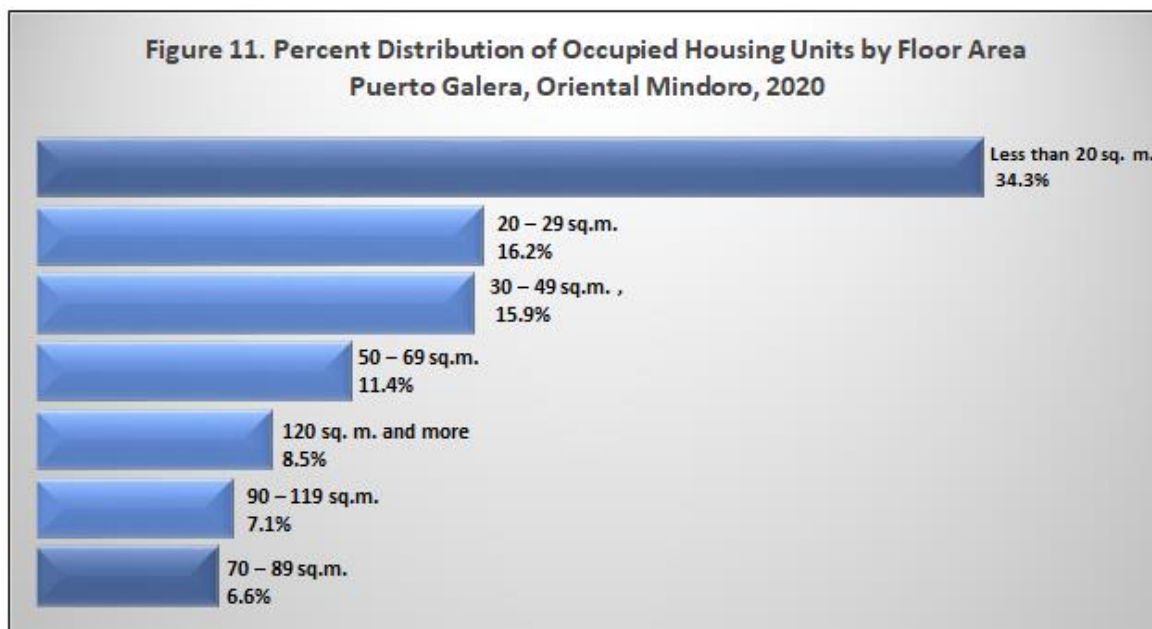
Approximately half (42.4%) of the occupied housing units in Puerto Galera were built 10 years prior to the 2020 CPH, that is, in the period 2011 to 2020, while 27.0 percent were built during the period 2001 to 2010. On the other hand, 13.3 percent were built during the period 1991 to 2000. Furthermore, 5.3 percent were built during the period 1981 to 1990 and 4.4 percent were built during the period 1980 or earlier. Meanwhile, 7.6 percent reported that they have no knowledge when their respective housing units were built.



Three in every ten occupied housing units in Puerto Galera have floor areas less than 20 square meters

In 2020, occupied housing units in Puerto Galera, Oriental Mindoro with floor areas of less than 20 sq. m. (less than 209 sq. ft.) accounted for 34.3 percent of occupied housing units. This was followed by occupied housing units with floor areas of about 20 to 29 sq. m. (210-317 sq. ft.) comprising 16.2 percent and housing units with floor areas of 30 to 49 sq. m. (210-317 sq. ft.) comprising 15.9 percent.

Meanwhile, occupied housing units with floor areas of 50 to 69 sq. m. (533-748 sq. ft.) accounted for 11.4 percent. Those with floor areas ranging from 70 to 89 sq. m. (749-963 sq. ft.) accounted for 6.6 percent while those with floor areas from 90 to 119 sq. m. (964-1286 sq. ft.) accounted for 7.1 percent and likewise, those of about 120 sq. m. (1287 sq. ft.) or more accounted for 8.5 percent.



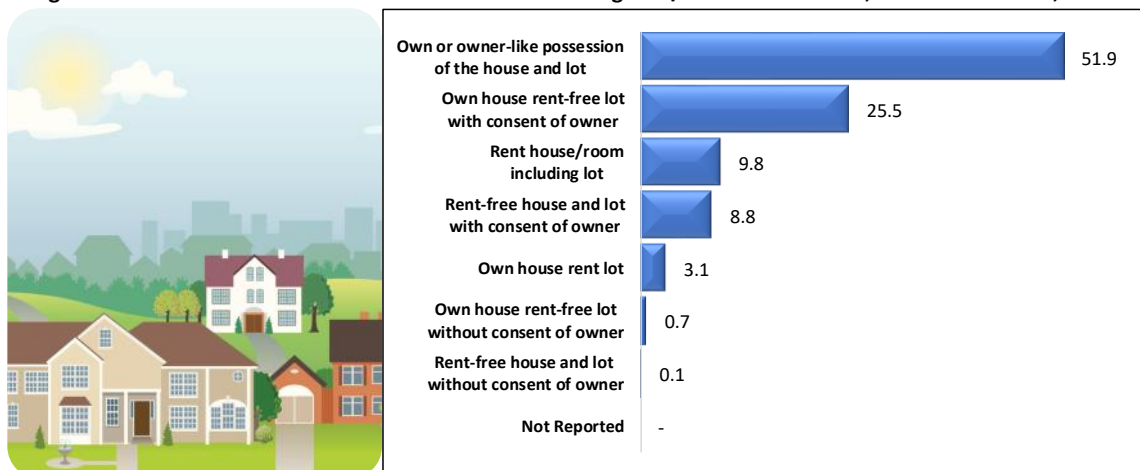
Note: Details may not add up to totals due to rounding

Source: Philippine Statistics Authority, 2020 Census of Population and Housing

Half of the occupied housing units in Puerto Galera are owned or has owner-like possession of the house and lot

Of the 9,675 occupied housing units in Puerto Galera in 2020, 51.9 percent were owned or had owner-like possession of the house and lot. Moreover, 25.5 percent of the housing units were own house rent-free lot with consent of owner. Furthermore, 9.8 percent of the housing units were rent house/room including lot, 8.8 percent were rent-free house and lot with consent of owner, 3.1 percent were own house rent lot, 0.7 percent were own house rent-free lot without consent of owner, and 0.1 percent were rent-free house and lot without consent of owner.

Figure 12. Percent Distribution of Tenure Status of Housing Unit/Lot: Puerto Galera, Oriental Mindoro, 2020




Note: Details may not add up to totals due to rounding

Source: Philippine Statistics Authority, 2020 Census of Population and Housing

The statistics presented in this Special Release were based on the information provided by the household respondents or any responsible member who provided answers to the questions and gave information about the characteristics of the housing units. For the following data items, observation of the building/housing unit by the enumerator was allowed during the data collection of the 2020 CPH:

1. Type of Building;
2. Number of Floors of the Building;
3. Construction Materials of the Roof;
4. Construction Materials of the Outer Walls; and
5. State of Repair of the Building.


DONNA MARIE D. MOBE
 (Supervising Statistical Specialist)
 Officer-in-Charge
 Oriental Mindoro Provincial Statistical Office