

SPECIAL RELEASE

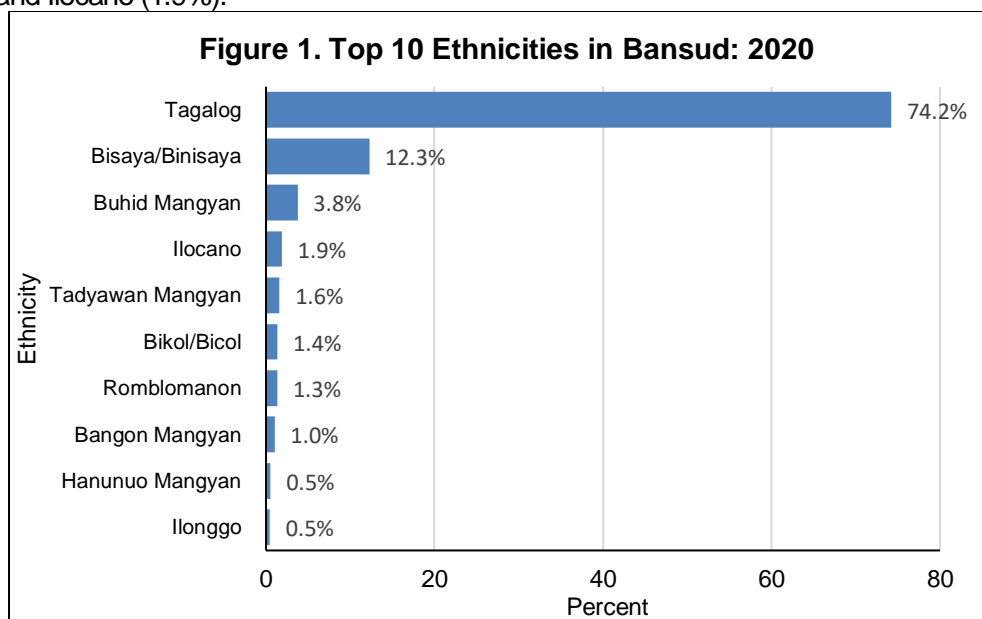
ETHNICITY IN BANSUD, ORIENTAL MINDORO (2020 Census of Population and Housing)

Release Date : 26 March 2024

Reference No.: 2024-SR-022

About three in every four household population has Tagalog as ethnicity

Approximately 74.2% (3 out of 4) of Bansud's 42.54 thousand household population in 2020 identified as Tagalog. Other major ethnicities included Bisaya/Binisaya (12.3%), Buhid Mangyan (3.8%), and Ilocano (1.9%).



Source: Philippine Statistics Authority, 2020 Census of Population and Housing

Table 1. Ethnicities in Bansud: 2020

Ethnicity	Number	Percent to Total
Total	42,540	100.0
Tagalog	31,573	74.2
Bisaya/Binisaya	5,234	12.3
Buhid Mangyan	1,596	3.8
Ilocano	812	1.9
Tadyawan Mangyan	683	1.6
Bikol/Bicol	577	1.4
Romblomanon	559	1.3
Bangon Mangyan	441	1.0
Hanunuo Mangyan	230	0.5
Ilonggo	201	0.5
Other Local Ethnicities	630	1.5
Foreign Ethnicities	3	0.01
Not Reported	1	0.002

Source: Philippine Statistics Authority, 2020 Census of Population and Housing

Tagalog is the dominant ethnicity in all barangays

One hundred percent (13 out of 13) of barangays in Bansud, Oriental Mindoro, identified Tagalog as their dominant ethnicity. The barangays of Samagui (91.1 %) and Proper Tiguisan (95.5%) exhibited the highest level of ethnic homogeneity, with a very high percentage of residents (almost 10 out of 10) identifying as Tagalog.

Three additional barangays also identified Tagalog as the dominant ethnicity, with a high degree of homogeneity: Bato (88.4%), Pag-Asa (83.7%), and Poblacion (82.3%).

Conversely, three other barangays displayed a lower level degree of homogeneity: Malo (57.7%), Proper Bansud (53.7%), and Villa Pag-Asa (59.3%).

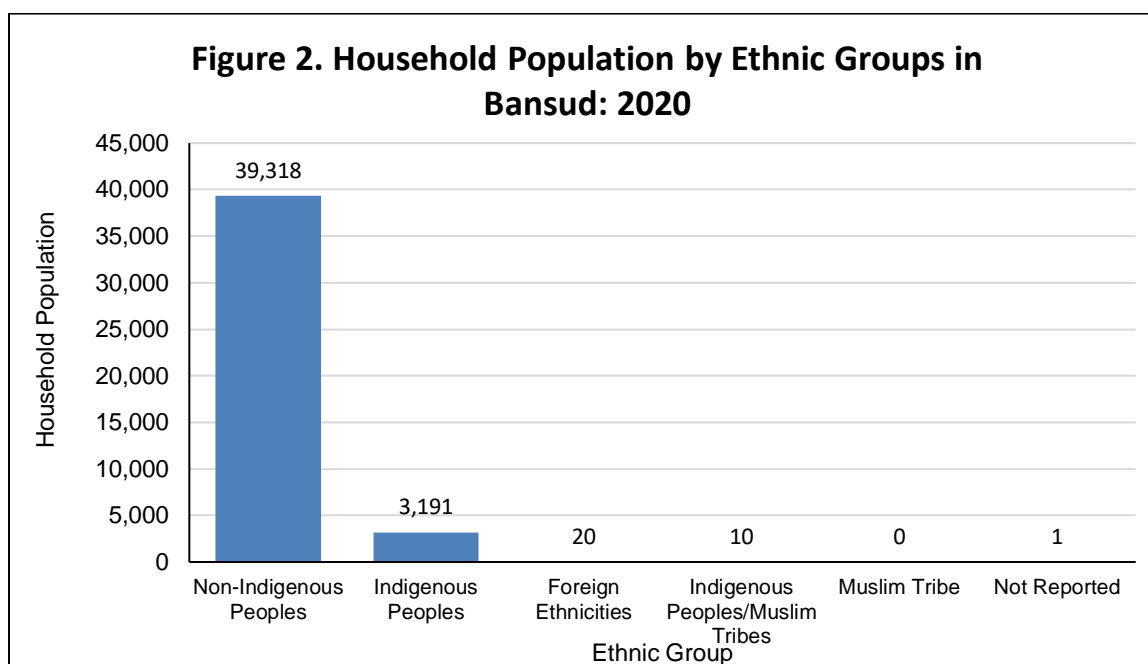
Table 2. Proportion to the Household Population of the Top Three Ethnicities by Barangay of Bansud: 2020

Top Three Ethnicities per Barangay in Bansud and Corresponding Proportion to Household Population (Percent)						
Barangay	Rank 1		Rank 2		Rank 3	
	Ethnicity	Percent	Ethnicity	Percent	Ethnicity	Percent
Alcadesma	Tagalog	77.9	Ilocano	10.0	Bisaya/Binisaya	8.3
Bato	Tagalog	88.4	Mangyan-Buhid	6.3	Mangyan-Bangon	2.4
Conrazon	Tagalog	73.2	Mangyan-Tadyawar	14.2	Bisaya/Binisaya	5.6
Malo	Tagalog	57.7	Mangyan-Buhid	14.2	Bisaya/Binisaya	11.5
Manihala	Tagalog	60.4	Mangyan-Buhid	29.3	Bisaya/Binisaya	5.9
Pag-Asa	Tagalog	83.7	Bisaya/Binisaya	3.9	Aeta	3.6
Poblacion	Tagalog	82.3	Bisaya/Binisaya	11.6	Ilocano	2.2
Proper Bansud	Tagalog	53.7	Bisaya/Binisaya	38.7	Ilocano	2.3
Rosacara	Tagalog	73.4	Mangyan-Bangon	13.6	Mangyan-Buhid	10.5
Salcedo	Tagalog	74.8	Bisaya/Binisaya	12.7	Bikol/Bicol	4.6
Sumagui	Tagalog	91.1	Bisaya/Binisaya	6.1	Bikol/Bicol	0.9
Proper Tiguisan	Tagalog	95.5	Bisaya/Binisaya	1.0	Bikol/Bicol	0.7
Villa Pag-Asa	Tagalog	59.3	Bisaya/Binisaya	23.7	Mangyan-Buhid	10.6

Source: Philippine Statistics Authority, 2020 Census of Population and Housing

Majority of the household population are Non-Indigenous Peoples

Among the 42.54 thousand household population, 39.32 thousand (92.4%) identified as non-Indigenous Peoples (non-IPs). The remaining 3,222 residents belong to the following categories: Indigenous Peoples (IPs) identified by the National Commission on Indigenous People (NCIP): 3,191 (7.5%), Foreign ethnicities: 20 (0.05%), Individuals identified as both IPs and Muslim tribes by NCIP and National Commission on Muslim Filipinos (NCMF): 10 (0.02%). According to the NCMF, no Muslim tribes were identified in the barangay.



Source: Philippine Statistics Authority, 2020 Census of Population and Housing

Indigenous Peoples comprise 7.5 percent of the barangay's household population

In 2020, IPs identified by NCIP comprised 3.19 thousand or 7.5 percent of the 42.54 thousand household population in Bansud, Oriental Mindoro. The top five IP groups in the barangay accounted for about 96.1 percent of the total IPs. Mangyan-Buhid ranked first with 1,596 persons (49.9%), followed by Mangyan-Tadyawan with 683 persons (21.3%), and Mangyan-Bangon with 441 persons (13.8%).

Table 3. Top Five Indigenous Peoples in Bansud: 2020

Rank	Indigenous Peoples	Number	Percent to Total IPs
	Total	3,201	100.0
1	Mangyan-Buhid	1,596	49.9
2	Mangyan-Tadyawan	683	21.3
3	Mangyan-Bangon	441	13.8
4	Mangyan-Hanunuo	230	7.2
5	Aeta	126	3.9
	Other IP Groups	125	3.9

Source: Philippine Statistics Authority, 2020 Census of Population and Housing

Muslim tribes make up less than one percent of the barangay's household population

Muslim tribes identified by NCMF, including the tribes that were also identified as IPs by the NCIP, accounted for 10 persons or 0.02 percent of the 42.54 thousand household population in Bansud, Oriental Mindoro. Among the Muslim tribes in the barangay, Maranao holds the largest share with 6 persons (60.0%), followed by Tausog/Tausug with 3 persons (30.0%).

Table 4. Three Muslim Tribes in Bansud: 2020

Rank	Muslim Tribes	Number	Percent to Total Muslim Tribes
	Total	10	100.0
1	Maranao	6	60.0
2	Tausog/Tausug	3	30.0
3	Palawani	1	10.0

Source: Philippine Statistics Authority, 2020 Census of Population and Housing

Two fifths of the household population with foreign ethnicity are of Chinese and Spanish descent

Of the 42.54 thousand household population in Bansud, Oriental Mindoro, 20 persons or 0.05 percent were reported to have foreign ethnicity. The top five foreign ethnicities accounted for 15 persons or 75.0 percent of the total foreign ethnicity in the barangay. Chinese and Spanish ranked first with 4 persons each (20.0%), followed by those with Japanese ethnicity with three persons (15.0%).

Table 5. Top Five Foreign Ethnicities in Bansud: 2020


Rank	Foreign Ethnicities	Number	Percent to Total Foreign Ethnicities
	Total	20	100.0
1	Chinese	4	20.0
2	Spanish	4	20.0
3	Japanese	3	15.0
4	American	2	10.0
5	Swiss	2	10.0
	Other Foreign Ethnicities	5	25.0

Source: Philippine Statistics Authority, 2020 Census of Population and Housing

The statistics presented in this Special Release were based on the information provided by the respondent pertaining to all members of the household.

The categories of ethnicity were provided by the National Commission on Indigenous Peoples and the National Commission on Muslim Filipinos.

In the 2020 CPH, data on the ethnicity of all household members were collected by asking the respondent, "*What is _____'s ethnicity by descent/blood/relation/consanguinity?*"


DONNA MARIE D. MOBE
(Supervising Statistical Specialist)
Officer-in-Charge
Oriental Mindoro Provincial Statistical Office

HBLDL