

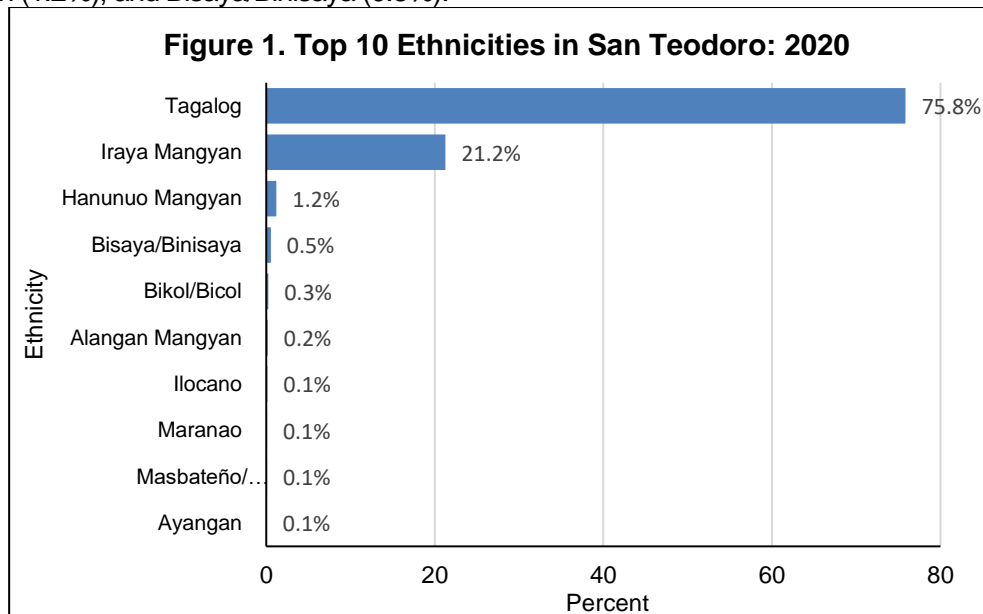
SPECIAL RELEASE

ETHNICITY IN SAN TEODORO, ORIENTAL MINDORO (2020 Census of Population and Housing)

Release Date: 18 April 2024
Reference No.: 2024-SR-034

About three in every four household population has Tagalog as ethnicity

Approximately 75.8% (3 out of 4) of San Teodoro's 19.12 thousand household population in 2020 identified as Tagalog. Other major ethnicities included Iraya Mangyan (21.2), Hanunuo Mangyan (1.2%), and Bisaya/Binisaya (0.5%).



Source: Philippine Statistics Authority, 2020 Census of Population and Housing

Table 1. Ethnicities in San Teodoro: 2020

Ethnicity	Number	Percent to Total
Total	19,116	100.0
Tagalog	14,499	75.8
Iraya Mangyan	4,060	21.2
Hanunuo Mangyan	232	1.2
Bisaya/Binisaya	102	0.5
Bikol/Bicol	48	0.3
Alangan Mangyan	34	0.2
Ilocano	26	0.1
Maranao	16	0.1
Masbateño/Masbatenon	15	0.1
Ayangan	12	0.1
Other Local Ethnicities	69	0.4
Foreign Ethnicities	3	0.02

Source: Philippine Statistics Authority, 2020 Census of Population and Housing

Tagalog is the dominant ethnic group in almost all barangays

About 87.5 percent (7 out of 8) of barangays in San Teodoro, Oriental Mindoro, identified Tagalog as their dominant ethnicity. The barangays of Calsapa (95.3%), Ilag (96.2%), Lumangbayan (89.1%), Tacligan (97.7%), and Poblacion (96.0%) exhibited the highest level of ethnic homogeneity, with a very high percentage of residents identifying as Tagalog.

Conversely, barangay Calangatan (59.3%), and barangay Bigaan (75.3 %) displayed a lower degree of ethnic homogeneity compared to other barangays with Tagalog ethnicity.

Barangay Caagutayan (72.1%) reported Mangyan-Iraya as the dominant ethnicity, showcasing a high degree of homogeneity.

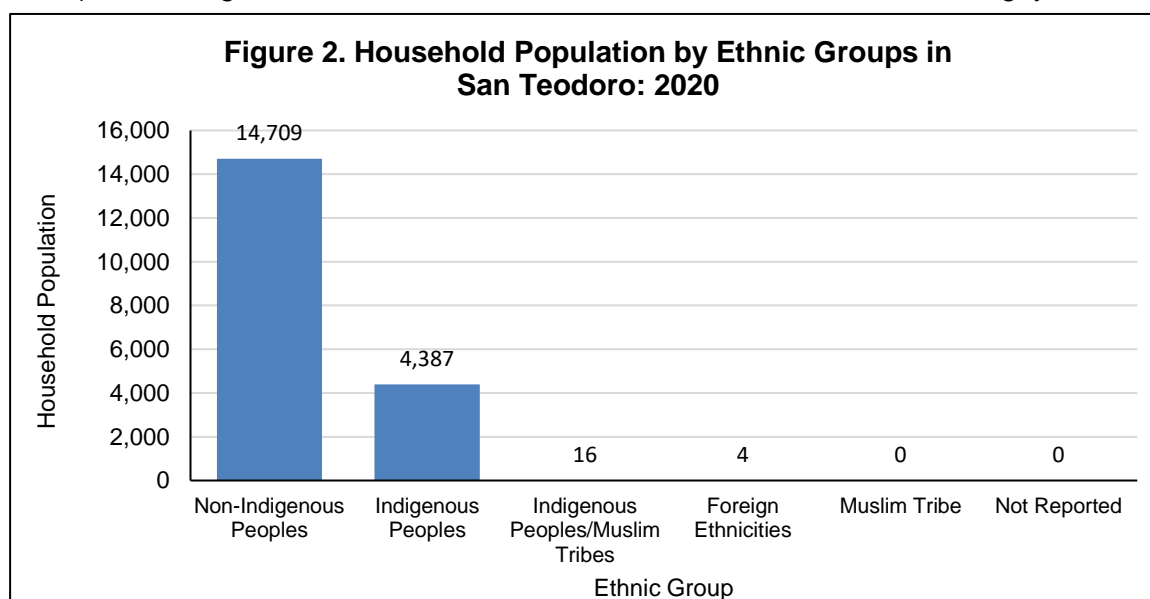
Table 2. Proportion to the Household Population of the Top Three Ethnicities by Barangay of San Teodoro: 2020

Top Three Ethnicities per Barangay in San Teodoro and Corresponding Proportion to Household Population (Percent)						
Barangay	Rank 1		Rank 2		Rank 3	
	Ethnicity	Percent	Ethnicity	Percent	Ethnicity	Percent
Bigaan	Tagalog	75.3	Mangyan-Iraya	24.1	Bisaya/Binisaya	0.2
Calangatan	Tagalog	59.3	Mangyan-Iraya	37.0	Mangyan-Alangan	0.9
Calsapa	Tagalog	95.3	Mangyan-Iraya	4.4	Maranao	0.2
Ilag	Tagalog	96.2	Mangyan-Iraya	2.3	Mangyan-Hanunuo	0.8
Lumangbayan	Tagalog	89.1	Mangyan-Hanunuo	5.2	Mangyan-Iraya	3.3
Tacligan	Tagalog	97.7	Mangyan-Hanunuo	0.9	Mangyan-Iraya	0.5
Poblacion	Tagalog	96.0	Bicol/Bicol	1.4	Bisaya/Binisaya	1.3
Caagutayan	Mangyan-Iraya	72.1	Tagalog	24.2	Mangyan-Hanunuo	1.5

Source: Philippine Statistics Authority, 2020 Census of Population and Housing

Majority of the household population are Non-Indigenous Peoples

Among the 19.12 thousand household population, 14.71 (or 76.9%) identified as non-Indigenous Peoples (non-IPs). The remaining 4,407 residents belong to the following categories: Indigenous Peoples (IPs) identified by the National Commission on Indigenous People (NCIP): 4,387 (22.9%), Individuals identified as both IPs and Muslim tribes by NCIP and National Commission on Muslim Filipinos (NCFM): 16 (0.08%), Foreign ethnicities: 4 (0.02%). According to the NCFM, no Muslim tribes were identified in the barangay.



Source: Philippine Statistics Authority, 2020 Census of Population and Housing

Indigenous Peoples comprise 23.0 percent of the household population

In 2020, IPs identified by NCIP comprised 4.40 thousand or 23.0 percent of the 19.12 thousand household population in San Teodoro, Oriental Mindoro. The top five IP groups in the barangay accounted for about 98.9 percent of the total IPs. Mangyan-Iraya ranked first with 4,060 persons (92.2%), followed by Mangyan-Hanunuo with 232 persons (5.3%), and Mangyan-Alangan with 34 persons (0.8%).

Table 3. Top Five Indigenous Peoples in San Teodoro: 2020

Rank	Indigenous Peoples	Number	Percent to Total IPs
	Total	4,403	100.0
1	Mangyan-Iraya	4,060	92.2
2	Mangyan-Hanunuo	232	5.3
3	Mangyan-Alangan	34	0.8
4	Maranao	16	0.4
5	Ayangan	12	0.3
	Other IP Groups	49	1.1

Source: Philippine Statistics Authority, 2020 Census of Population and Housing

Muslim tribes make up less than one percent of the household population

Muslim tribes identified by NCMF, including the tribes that were also identified as IPs by the NCIP, accounted for 16 persons or 0.08 percent of the 19.12 thousand household population in San Teodoro, Oriental Mindoro.

Maranao is the sole Muslim tribe identified within the barangay, with all 16 individuals belonging to this group (100.0%).


One fourth of the household population with foreign ethnicity are of Swiss descent

Of the 19.12 thousand household population in San Teodoro, Oriental Mindoro, 4 individuals or 0.02 percent were reported to have foreign ethnicity. Of these individuals, one person (25.0%) belonged to the Swiss descent, while the remaining three individuals did not specify their foreign origin.

Statistics presented in this Special Release were based on the information provided by the respondent pertaining to all members of the household.

The categories of ethnicity were provided by the National Commission on Indigenous Peoples and the National Commission on Muslim Filipinos.

In the 2020 CPH, data on the ethnicity of all household members were collected by asking the respondent, "*What is _____'s ethnicity by descent/blood/relation/consanguinity?*"


DONNA MARIE D. MOBE
(Supervising Statistical Specialist)
Officer-in-Charge
Oriental Mindoro Provincial Statistical Office

HBLDL