

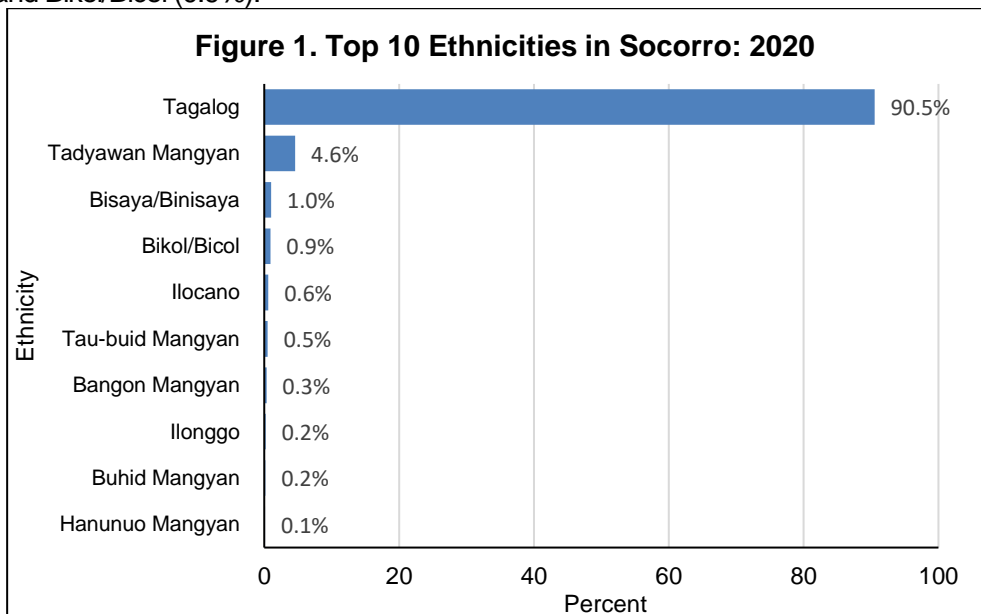
SPECIAL RELEASE

ETHNICITY IN SOCORRO, ORIENTAL MINDORO (2020 Census of Population and Housing)

Release Date: 18 April 2024
Reference No.: 2024-SR-035

About nine in every ten household population has Tagalog as ethnicity

Approximately 90.5% (9 out of 10) of Socorro's 41.59 thousand household population in 2020 identified as Tagalog. Other major ethnicities included Tadyawan Mangyan (4.6%), Bisaya/Binisaya (1.0%), and Bikol/Bicol (0.9%).



Source: Philippine Statistics Authority, 2020 Census of Population and Housing

Table 1. Ethnicities in Socorro: 2020

Ethnicity	Number	Percent to Total
Total	41,585	100.0
Tagalog	37,643	90.5
Tadyawan Mangyan	1,910	4.6
Bisaya/Binisaya	428	1.0
Bikol/Bicol	387	0.9
Ilocano	253	0.6
Tau-buid Mangyan	214	0.5
Bangon Mangyan	144	0.3
Ilonggo	86	0.2
Buhid Mangyan	63	0.2
Hanunuo Mangyan	58	0.1
Other Local Ethnicities	394	0.9
Foreign Ethnicities	3	0.01
Not Reported	2	0.005

Source: Philippine Statistics Authority, 2020 Census of Population and Housing

Tagalog is the dominant ethnic group in almost all barangays

About 96.2 percent (25 out of 26) of barangays in Socorro, Oriental Mindoro, identified Tagalog as their dominant ethnicity. The barangays of Bagsok (99.5%), Calocmoy (100.0%), Calubayan (99.7%), Malugay (99.6%), Matungao (99.0%), Zone I (99.9%), and Subaan (99.1%) exhibited the highest level of ethnic homogeneity, with a very high percentage of residents identifying as Tagalog.

Conversely, barangay Pasi I (58.0%), barangay Fortuna (72.5%) and barangay Ma. Concepcion (82.1%) displayed a lower degree of ethnic homogeneity compared to other barangays with Tagalog ethnicity.

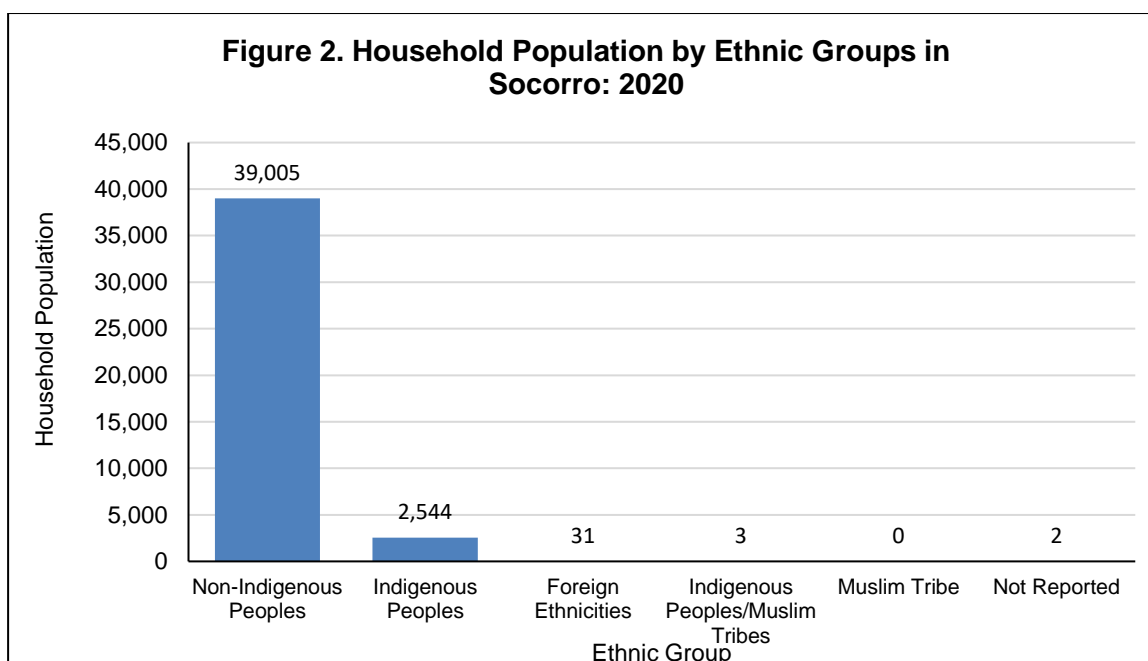
Table 2. Proportion to the Household Population of the Top Three Ethnicities by Barangay of Socorro: 2020

Top Three Ethnicities per Barangay in Socorro and Corresponding Proportion to Household Population (Percent)						
Barangay	Rank 1		Rank 2		Rank 3	
	Ethnicity	Percent	Ethnicity	Percent	Ethnicity	Percent
Bagsok	Tagalog	99.5	German	0.3	Swiss	0.2
Batong Dalig	Tagalog	93.0	Bisaya/Binisaya	1.9	Bikol/Bicol	1.5
Bayuin	Tagalog	94.0	Bikol/Bicol	1.2	Bisaya/Binisaya	1.1
Calocmoy	Tagalog	100.0				
Catingan	Tagalog	99.0	Ilonggo	0.2	Masbateno/Masbat	0.2
Villareal	Tagalog	90.7	Mangyan-Bangon	4.2	Bisaya/Binisaya	2.1
Fortuna	Tagalog	72.5	Mangyan-Tadyawar	11.6	Mangyan-Tau-Buid	7.4
Happy Valley	Tagalog	87.2	Mangyan-Tadyawar	6.6	Bisaya/Binisaya	2.6
Calubayan	Tagalog	99.7	T'boli/Tboli	0.2	Manobo-Aromanon	0.08
Leuteboro I	Tagalog	98.3	Bisaya/Binisaya	0.7	Bikol/Bicol	0.4
Leuteboro II	Tagalog	98.5	Cebuano	0.3	Ilocano	0.2
Mabuhay I	Tagalog	96.4	Batangan	0.9	Bikol/Bicol	0.7
Malugay	Tagalog	99.6	Mangyan-Bangon	0.3	Singaporean	0.1
Matungao	Tagalog	99.0	Bisaya/Binisaya	0.3	Manobo-Aromanon	0.2
Monteverde	Tagalog	90.0	Bikol/Bicol	3.2	Mangyan-Tadyawar	2.7
Pasi I	Tagalog	58.0	Bikol/Bicol	16.9	Ilocano	13.0
Pasi II	Tagalog	94.7	Bikol/Bicol	3.1	Bisaya/Binisaya	1.1
Zone I	Tagalog	99.9	Other Local Ethnicit	0.09		
Zone II	Tagalog	88.6	Mangyan-Tadyawar	9.2	Ilocano	0.6
Zone III	Tagalog	96.9	Bisaya/Binisaya	2.1	Mangyan-Tadyawar	0.5
Zone IV	Tagalog	96.9	Ilocano	1.2	Bisaya/Binisaya	0.8
Santo Domingo	Tagalog	95.1	Bisaya/Binisaya	1.4	Bikol/Bicol	0.8
Subaan	Tagalog	99.1	Bisaya/Binisaya	0.4	Bikol/Bicol	0.2
Bugtong Na Tuog	Mangyan-Tadyawar	85.1	Tagalog	10.1	Mangyan-Hanunuo	1.8
Mabuhay II	Tagalog	91.1	Bisaya/Binisaya	5.1	Ilocano	0.6
Ma. Concepcion	Tagalog	82.1	Mangyan-Tadyawar	6.9	Bisaya/Binisaya	3.6

Source: Philippine Statistics Authority, 2020 Census of Population and Housing

Majority of the household population are Non-Indigenous Peoples

Among the 41.59 thousand household population, 39.01 (or 93.8%) identified as non-Indigenous Peoples (non-IPs). The remaining 2,580 residents belong to the following categories: Indigenous Peoples (IPs) identified by the National Commission on Indigenous People (NCIP): 2,544 (6.1%), Foreign ethnicities: 31 (0.07%), Individuals identified as both IPs and Muslim tribes by NCIP and National Commission on Muslim Filipinos (NCMF): 3 (0.007%). According to the NCMF, no Muslim tribes were identified in the barangay.



Source: Philippine Statistics Authority, 2020 Census of Population and Housing

Indigenous Peoples comprise 6.1 percent of the household population

In 2020, IPs identified by NCIP comprised 2.55 thousand or 6.1 percent of the 41.59 thousand household population in Socorro, Oriental Mindoro. The top five IP groups in the barangay accounted for about 93.8 percent of the total IPs. Mangyan-Tadyawan ranked first with 1,910 persons (75.0%), followed by Mangyan-Tau-buid with 214 persons (8.4%), and Mangyan-Bangon with 144 persons (5.7%).

Table 3. Top Five Indigenous Peoples in Socorro: 2020

Rank	Indigenous Peoples	Number	Percent to Total IPs
	Total	2,547	100.0
1	Mangyan-Tadyawan	1,910	75.0
2	Mangyan-Tau-Buid	214	8.4
3	Mangyan-Bangon	144	5.7
4	Mangyan-Buhid	63	2.5
5	Mangyan-Hanunuo	58	2.3
	Other IP Groups	158	6.2

Source: Philippine Statistics Authority, 2020 Census of Population and Housing

Muslim tribes make up less than one percent of the barangay's household population

Muslim tribes identified by NCMF, including the tribes that were also identified as IPs by the NCIP, accounted for 3 persons or 0.01 percent of the 41.59 thousand household population in Socorro, Oriental Mindoro. Among the Muslim tribes in the barangay, Tausog/Tausug holds the largest share with 2 persons (66.7%), followed by Maguindanao with one person (33.3%).

Table 4. Two Muslim Tribes in Socorro: 2020

Rank	Muslim Tribes	Number	Percent to Total Muslim Tribes
	Total	3	100.0
1	Tausog/Tausug	2	66.7
2	Maguindanao	1	33.3

Source: Philippine Statistics Authority, 2020 Census of Population and Housing

Nearly two fifths of the household population with foreign ethnicity are of Swiss descent

Of the 41.59 thousand household population in Socorro, Oriental Mindoro, 31 persons or 0.07 percent were reported to have foreign ethnicity. The top five foreign ethnicities accounted for 26 persons or 83.9 percent of the total foreign ethnicity in the barangay. Swiss ranked first with 11 persons (35.5%), followed by those with Singaporean ethnicity with 6 persons (19.4%).

Table 5. Top Five Foreign Ethnicities in Socorro: 2020


Rank	Foreign Ethnicities	Number	Percent to Total Foreign Ethnicities
	Total	31	100.0
1	Swiss	11	35.5
2	Singaporean	6	19.4
3	German	5	16.1
4	Japanese	2	6.5
5	Korean, North	2	6.5
	Other Foreign Ethnicities	5	16.1

Source: Philippine Statistics Authority, 2020 Census of Population and Housing

The statistics presented in this Special Release were based on the information provided by the respondent pertaining to all members of the household.

The categories of ethnicity were provided by the National Commission on Indigenous Peoples and the National Commission on Muslim Filipinos.

In the 2020 CPH, data on the ethnicity of all household members were collected by asking the respondent, "*What is _____'s ethnicity by descent/blood/relation/consanguinity?*"


DONNA MARIE D. MOBE
(Supervising Statistical Specialist)
Officer-in-Charge
Oriental Mindoro Provincial Statistical Office

HBLDL