

# SPECIAL RELEASE

## Registered Marriages in Municipality of Mansalay: 2022 (First Issue)

Date of Release: 25 October 2024

Reference No.: 2024-SR-081

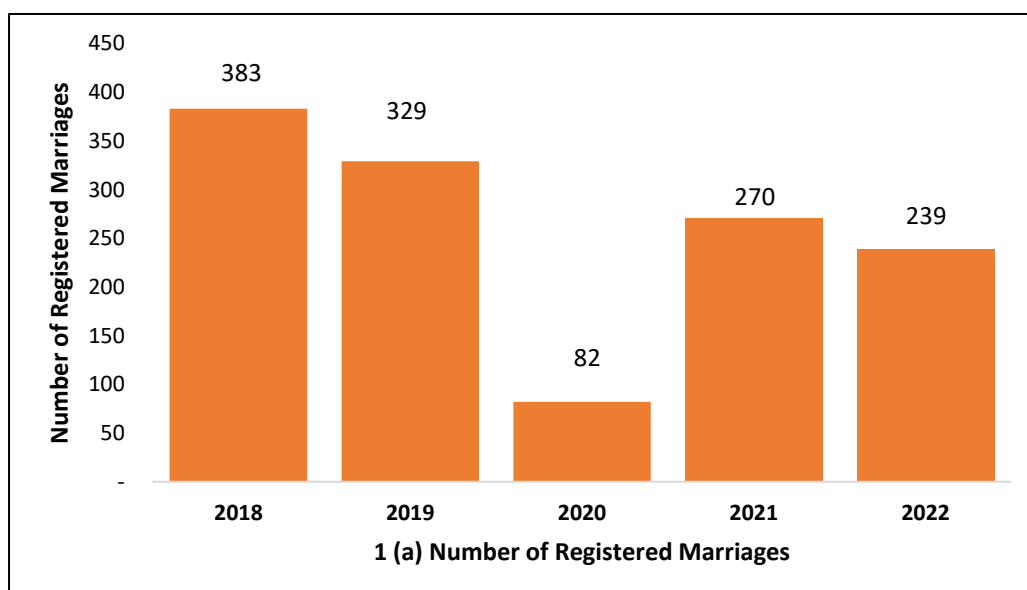
### Explanatory Note

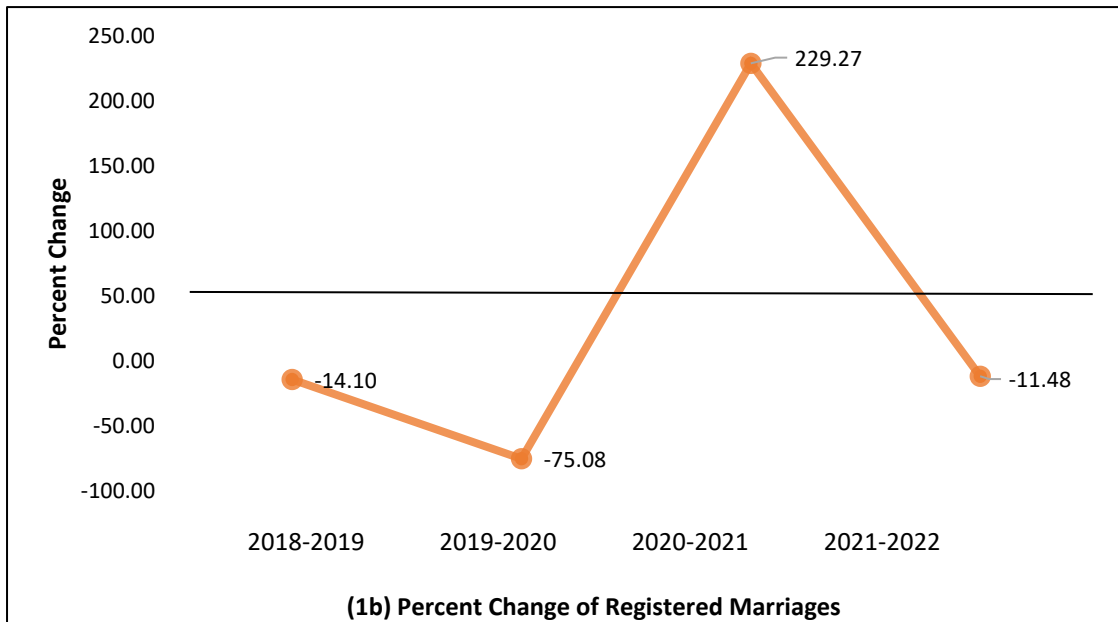
*The data on the number of births, marriages, and deaths presented in this quarterly special release were obtained from the vital events registered, either timely or belatedly at the Office of the City/Municipal Civil Registrar throughout the province of Oriental Mindoro and subsequently submitted to the Office of the Civil Registrar-General through the Philippine Statistics Authority (PSA) - Oriental Mindoro Provincial Statistical Office (PSO). The information presented includes the vital events that occurred from January to December 2022 based on the data files received by the PSA – Civil Registration Services (CRS) from the PSOs that were registered as of 31 December 2022. The figures presented herein are not adjusted for under registration.*

### Registered marriages in Municipality of Mansalay decrease in 2022

In 2022, there were 239 registered marriages, reflecting an 11.4 percent decline from the 270 marriages recorded in 2021. Additionally, when compared to the pre-pandemic figures, there was a 27.4 percent decrease in the number of marriages from 2019 to 2022.

**Figure 1. Number and Percent Change of Registered Marriages, Municipality of Mansalay: 2018-2022**



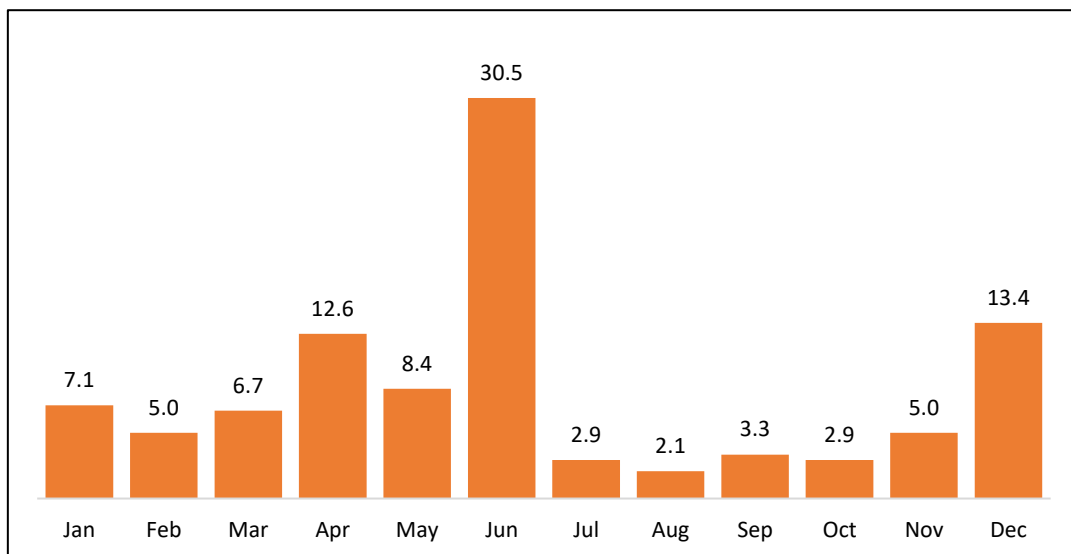


Source: Philippine Statistics Authority (Data on marriages are those registered at the Office of the City/Municipal Registrars throughout the country and submitted to the Office of the Civil Registrar General; Certificate of Marriage – Municipal Form 97)

### Most marriages in Municipality of Mansalay occurred in June

In 2022, the month June recorded the highest number of registered marriages with 73 or 30.5 percent share of the total marriages in Municipality of Mansalay. The month of December ranked second with 32 or 13.4 percent share, followed by the month of April with 30 or 12.6 percent share. On the other hand, the month of August had the least number of registered marriages with five or 2.1 percent share.

**Figure 2. Percent Share of Registered Marriages by Month of Occurrence, Municipality of Mansalay: 2022**

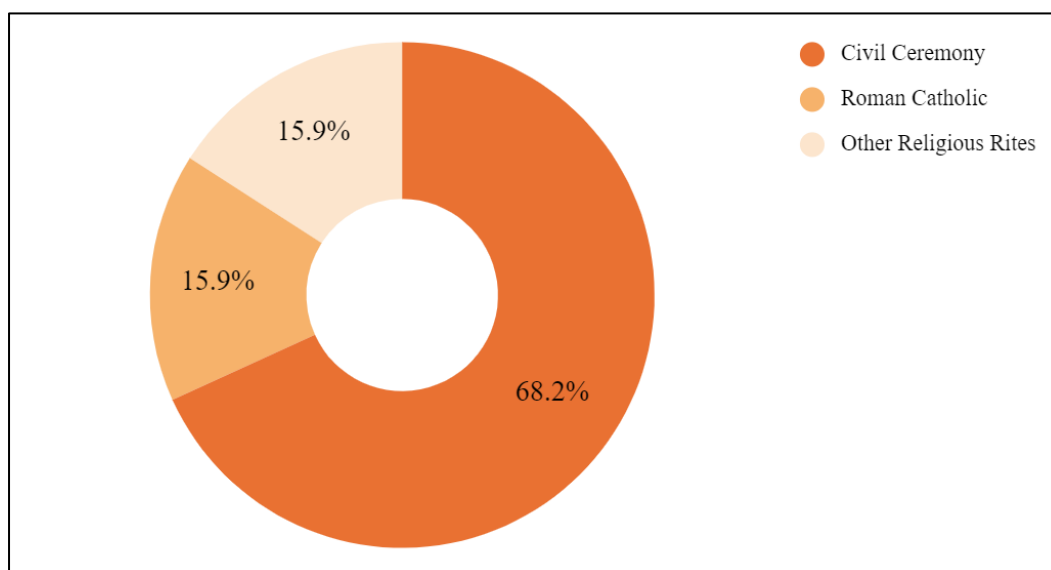


Source: Philippine Statistics Authority (Data on marriages are those registered at the Office of the City/Municipal Registrars throughout the country and submitted to the Office of the Civil Registrar General; Certificate of Marriage – Municipal Form 97)

## Couples in Mansalay preferred to be married in Civil Ceremony

In 2022, 68.2 percent of all registered marriages in Municipality of Mansalay, amounting to 163 unions, were held as civil ceremonies. In contrast, 15.9 percent of the total marriages, which equals 38 unions, were officiated in Roman Catholic churches. Furthermore, another 15.9 percent, also comprising 38 unions, were celebrated through various other religious rites. (Figure 3)

**Figure 3. Percent Distribution of Registered Marriages by Type of Ceremony, Municipality of Mansalay:2022**



Source: Philippine Statistics Authority (Data on marriages are those registered at the Office of the City/Municipal Registrars throughout the country and submitted to the Office of the Civil Registrar General; Certificate of Marriage – Municipal Form 97)

## Majority of couples married between ages 25-29 years

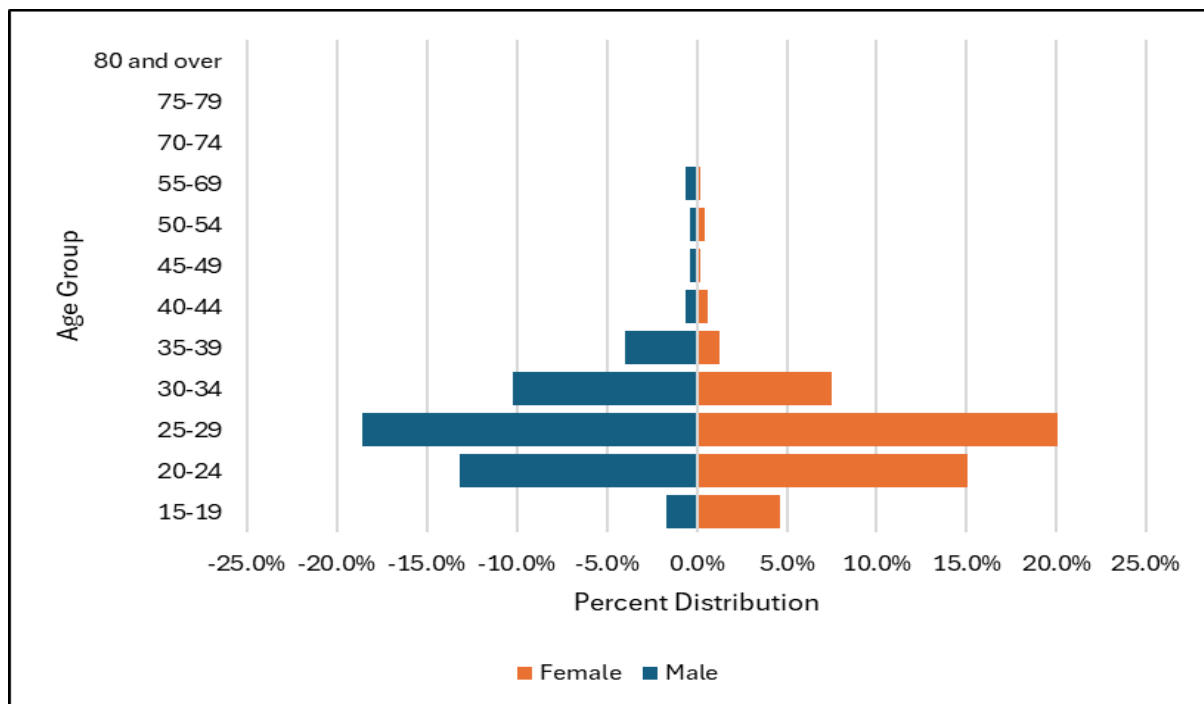
In 2022, a significant number of couples in the Municipality of Mansalay married between the ages of 25 and 29. Approximately 89 men (or 18.6 percent) and 96 women (or 20.1 percent) tied the knot within this age range, making it the most common period for marriage among both genders.

In 2022, the median age of marriage, or the age at which half of the population were younger/older upon marriage was 28 years old for male and 26 years old for female.

## Young Females Marry More Frequently Than Young Males

In the Municipality of Mansalay, young women are more likely to marry at a younger age than their male counterparts. A total of 22 marriages, or 4.6 percent, involved adolescent females aged 15-19, while only eight marriages, or 1.7 percent, were recorded for adolescent males in the same age group.

**Figure 4. Percent Distribution of Registered Marriages by Age Group and Sex, Municipality of Mansalay:2022**

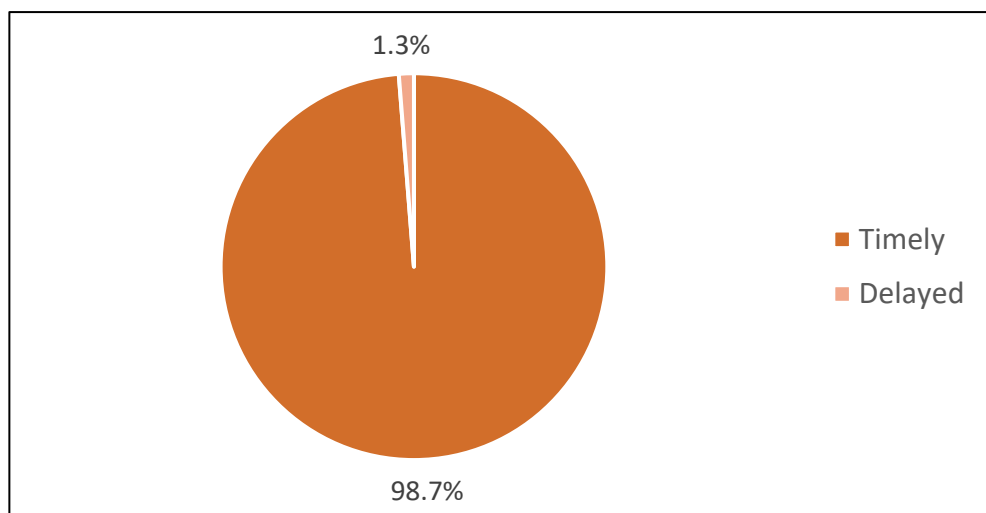


Source: Philippine Statistics Authority (Data on marriages are those registered at the Office of the City/Municipal Registrars throughout the country and submitted to the Office of the Civil Registrar General; Certificate of Marriage – Municipal Form 97)

### Marriages in Mansalay were timely registered

In the Municipality of Mansalay, 236 marriages were registered promptly, resulting in a timely registration rate of 98.7 percent, while only three or 1.3 percent were registered late. This indicates that every marriage was recorded within the reglementary period.

**Figure 5. Percent Distribution of Registered Marriages by Registration Status, Municipality of Mansalay:2022**



Source: Philippine Statistics Authority (Data on marriages are those registered at the Office of the City/Municipal Registrars throughout the country and submitted to the Office of the Civil Registrar General; Certificate of Marriage – Municipal Form 97)

Table 1. Number of Registered Marriages , Percent Distribution and Percent Change by Place of Occurrence, Oriental Mindoro: 2018-2022

Place of Occurrence (Region, Province, City/Municipality)	2018		2019		2020		2021		2022		Percent Change
	Total	Percent	Total	Percent	Total	Percent	Total	Percent	Total	Percent	
		Share		Share		Share		Share		Share	
ORIENTAL MINDORO	4,941	100	4,467	100	1,810	100	2,990	100.0	4,289	100	(13.2)
Baco	250	5.1	226	5.1	123	6.8	186	6.2	240	5.60	(4.0)
Bansud	244	4.9	189	4.2	75	4.1	194	6.5	204	4.76	(16.4)
Bongabong	391	7.9	443	9.9	157	8.7	197	6.6	323	7.53	(17.4)
Bulalacao (San Pedro)	676	13.7	341	7.6	46	2.5	115	3.8	590	13.76	(12.7)
City of Calapan (Capital)	692	14.0	572	12.8	347	19.2	459	15.4	625	14.57	(9.7)
Gloria	250	5.1	239	5.4	55	3.0	133	4.4	208	4.85	(16.8)
Mansalay	383	7.7	329	7.4	82	4.5	270	9.0	239	5.57	(37.6)
Naujan	472	9.6	605	13.5	227	12.5	356	11.9	465	10.84	(1.5)
Pinamalayan	393	7.9	391	8.8	174	9.6	253	8.5	350	8.16	(10.9)
Pola	117	2.4	121	2.7	64	3.5	81	2.7	129	3.01	10.3
Puerto Galera	142	2.9	125	2.8	43	2.4	102	3.4	125	2.91	(12.0)
Roxas	326	6.6	291	6.5	184	10.2	212	7.1	329	7.67	0.9
San Teodoro	179	3.6	130	2.9	37	2.0	47	1.6	53	1.24	(70.4)
Socorro	183	3.7	181	4.1	83	4.6	199	6.7	186	4.34	1.6
Victoria	243	4.9	284	6.4	113	6.2	186	6.2	223	5.20	(8.2)

Note: Figures are results of actual registration without any adjustment for under registration

Source: Philippine Statistics Authority (Data on marriages are those registered at the City/Municipal Registrars throughout the country and submitted to the Office of the Civil Registrar General; Certificate of Marriage-Municipal Form 97)

**CHARLYN ROMERO-CANTOS, PhD**  
 (Chief Administrative Officer)  
 Officer-in-Charge  
 Oriental Mindoro Provincial Statistical Office

JAMN

## Technical Notes

**Marriages** that require the issuance of marriages license shall be reported to C/MCR for registration not later than fifteen (15) days from date of marriage. However, marriages that do not require a license such as marriage at the point of death (Article 27); marriages in remote places (Article 28); marriages between members of ethnic cultural community (Article 33); and marriages between men and women who have lived together for at least five (5) years (Article 34), shall be reported not later than thirty (30) day after date of marriage.

**Marriage** is a special contract of permanent union between a man and a woman entered into in accordance with law for the establishment of conjugal and family life.

Any report made to the LCROs beyond the reglementary period are considered late and can be entered only in the civil register after the informant complies with the requirements for delayed registration.