

# SPECIAL RELEASE

## Registered Live Births in Municipality of Bongabong, 2022

Date of Release: 29 October 2024

Reference No.: 2024-SR-083

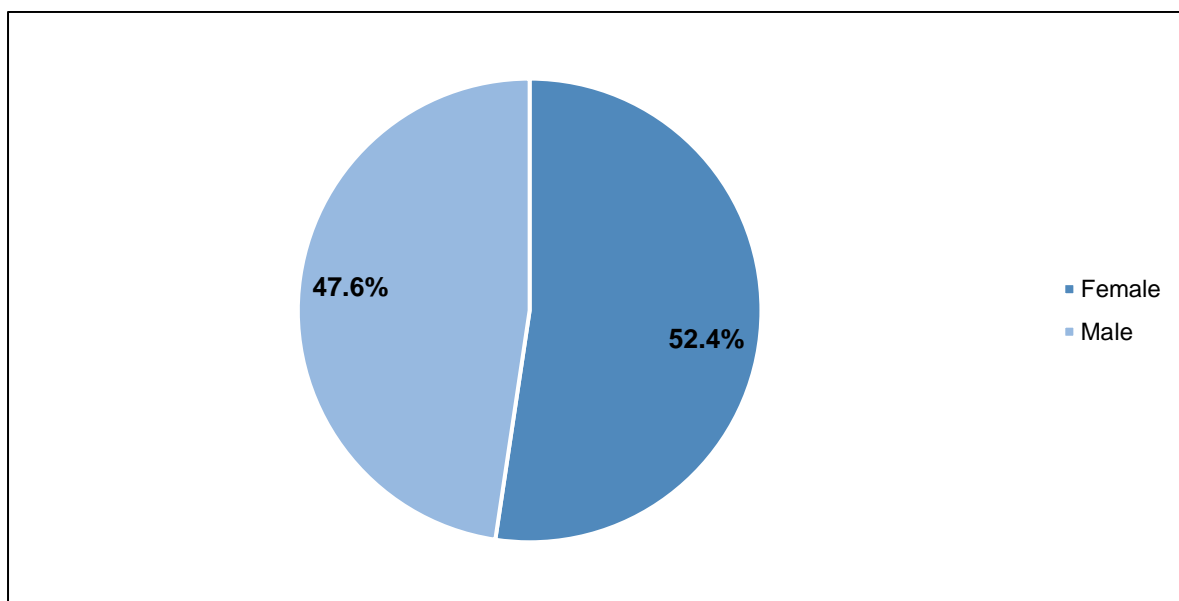
### **Explanatory Note**

*The data on the number of births presented in this quarterly special release were obtained from the vital events registered, either timely or belatedly at the Office of the City/Municipal Civil Registrar of Bongabong, Oriental Mindoro and subsequently submitted to the Office of the Civil Registrar-General through the Philippine Statistics Authority (PSA) - Oriental Mindoro Provincial Statistical Office (PSO). The information presented includes the vital events that occurred from January to December 2022 based on the data files received by the PSA – Civil Registration Services (CRS) from the PSOs that were registered as of 31 December 2022. The figures presented herein are not adjusted for under registration.*

### **More females were born than males**

In 2022, more females (365 or 52.4 percent share) were born than males (332 or 47.6 percent share), resulting in 91 males per 100 females sex ratio at birth. (Figure 1)

**Figure 1. Percent Distribution of Registered Live Births by Sex, Municipality of Bongabong: 2022**

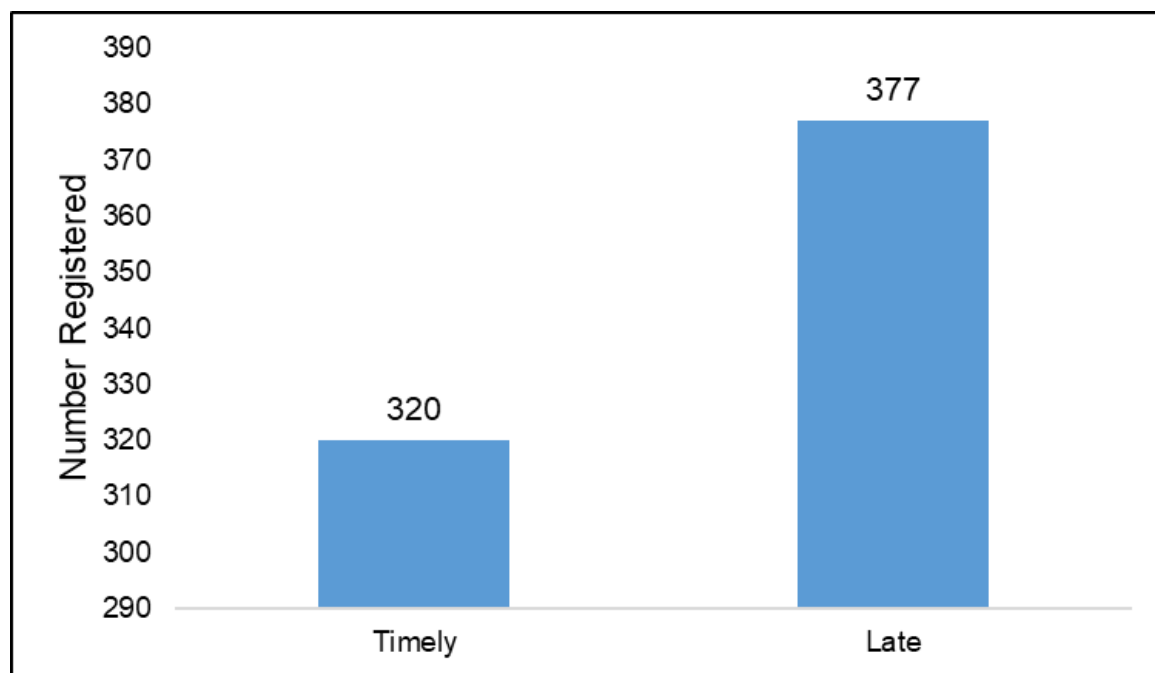


Source: Philippine Statistics Authority

### Late registration of births is 54.1 percent

In year 2022, Municipality of Bongabong recorded a total of 697 registered births, wherein 377 births or 54.1 percent share were late registered, and 320 births or 45.9 percent share were timely registered. This indicates that the parents or responsible guardian are not well informed about proper birth registration.

**Figure 2. Number Distribution of Registered Live Births by Registration Status, Municipality of Bongabong: 2022**

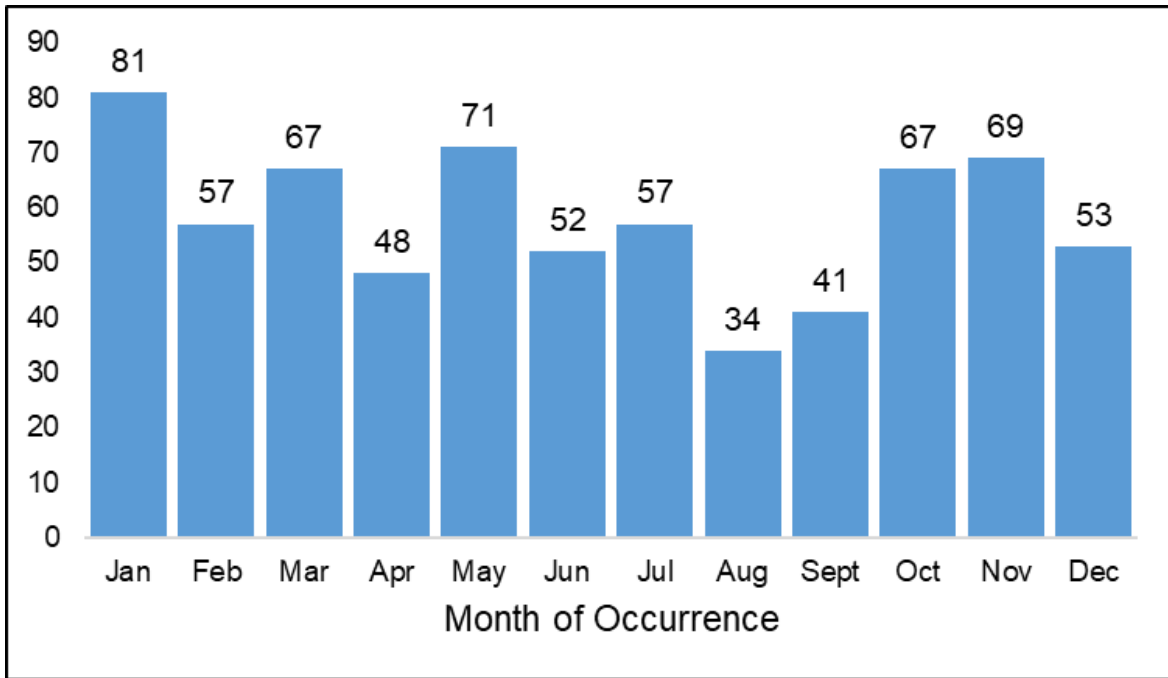


Source: Philippine Statistics Authority

### January had the most registered births

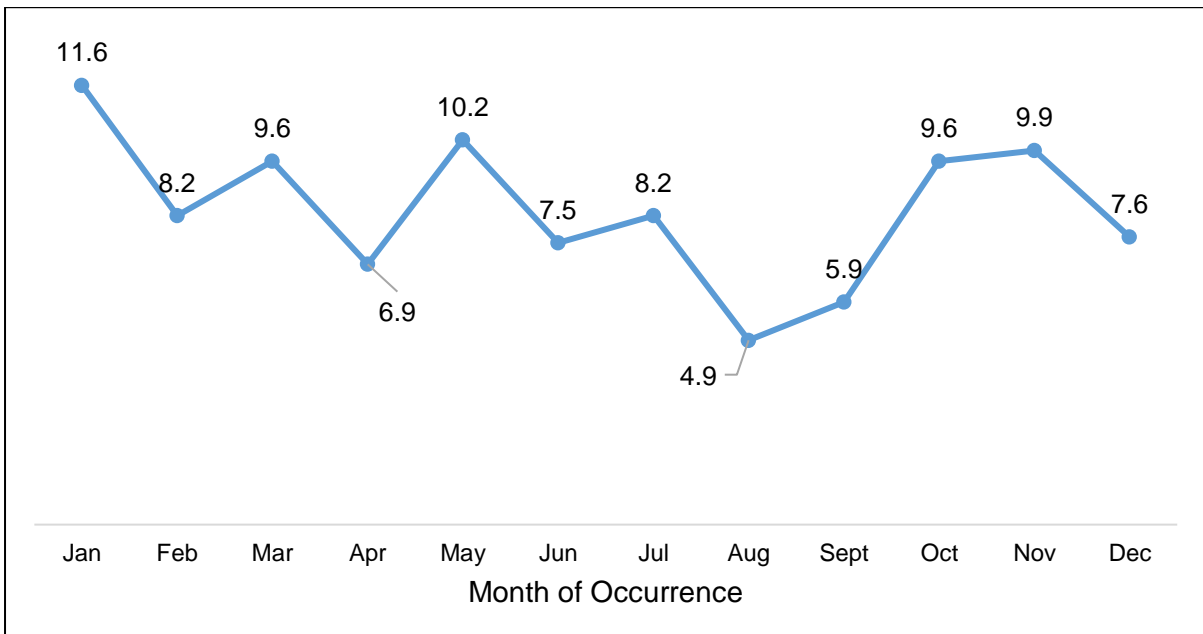
In 2022, January had the greatest number of registered births with 81 or 11.6 percent of all births. The months of May (10.2 percent) and November (9.9 percent) came next. August, on the other hand, had the lowest percentage of births with at 4.9 percent or a total number of 34 births.

**Figure 3a. Number of Registered Live Births by Month of Occurrence, Municipality of Bongabong: 2022**



Source: Philippine Statistics Authority

**Figure 3b. Percent Distribution of Registered Live Births by Month of Occurrence, Municipality of Bongabong: 2022**

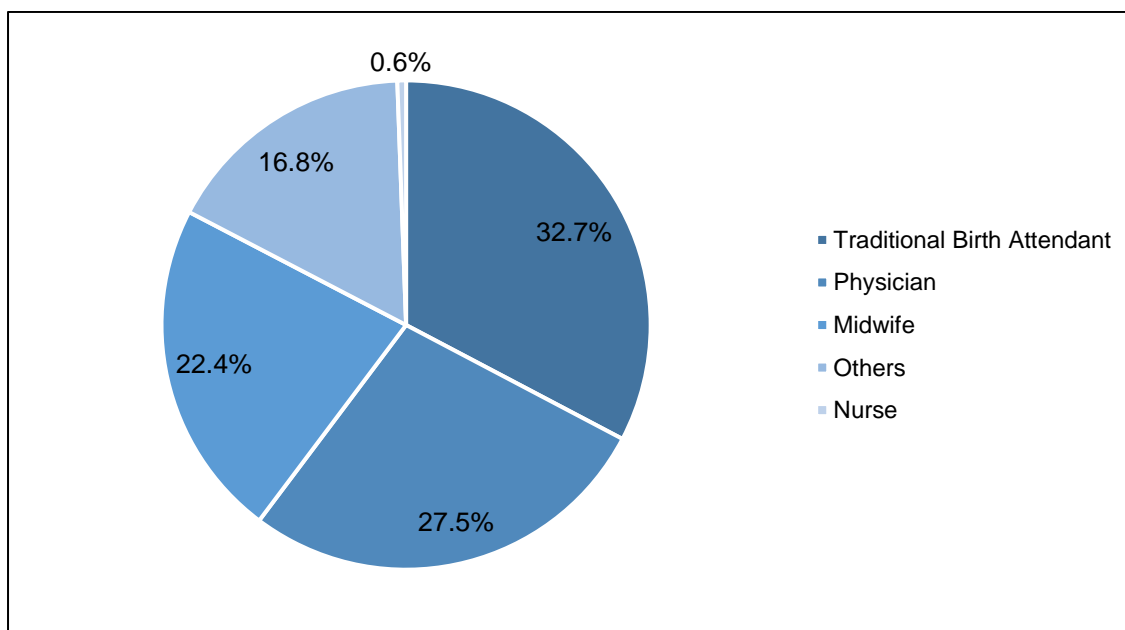


Source: Philippine Statistics Authority

### Three in ten birth deliveries were attended by traditional birth attendants

Of the total number of births in Municipality of Bongabong, 32.7 percent were delivered by hilot/traditional birth attendant while 27.5 percent were attended by physician. Conversely, 22.4 percent of births were assisted by midwife and only 0.6 percent of share were attended by nurse.

**Figure 4. Percent Distribution of Registered Live Births by Attendant at Birth, Municipality of Bongabong: 2022**

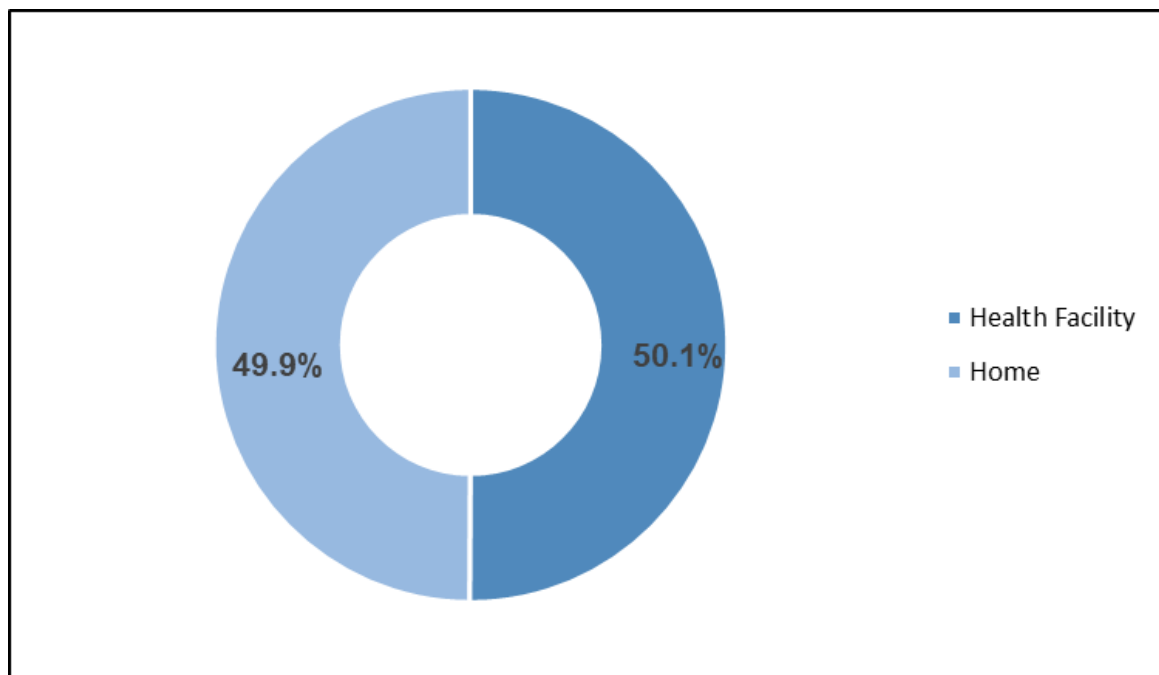


Source: Philippine Statistics Authority

### Five in ten births delivered at home

In 2022, births took place at healthcare facilities including hospitals, birthing clinics, lying-ins, outpatient care centers, specialized care centers, or the like were recorded at 349 births or 50.1 percent. Conversely, home births accounted for 348 births or 49.9 percent of newborn deliveries. According to the data, there is only a slight difference of births that occurred in in medical facility and in home.

**Figure 5. Percent Distribution of Registered Live Births by Site of Delivery, Municipality of Bongabong: 2022**

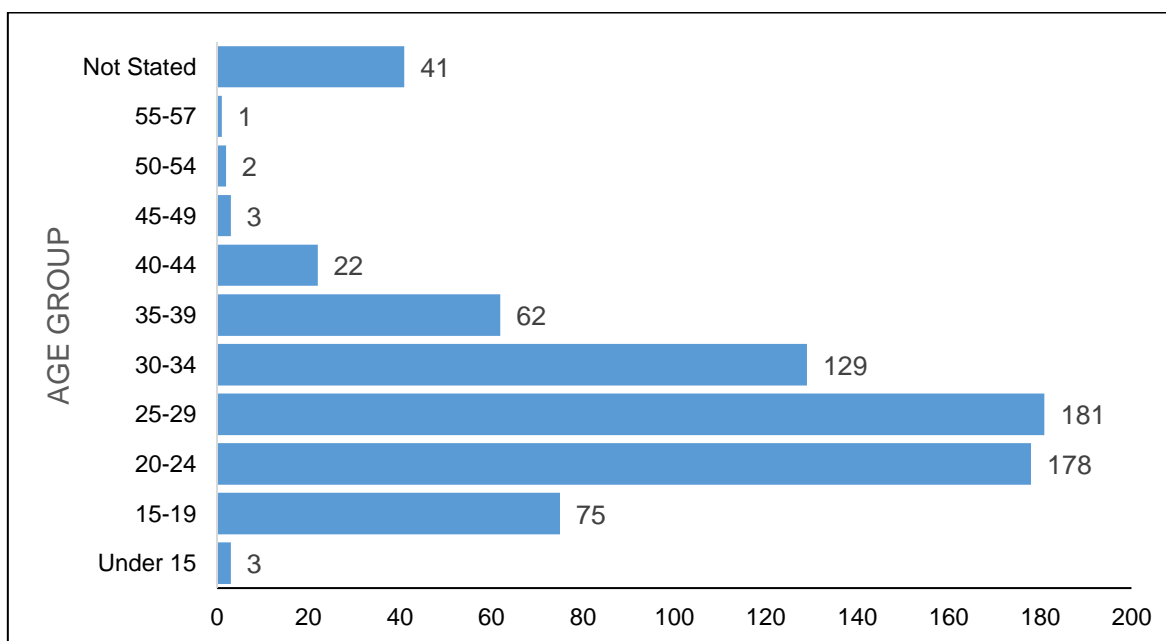


Source: Philippine Statistics Authority

**Majority of babies were born to mothers aged 25-29 years old**

In 2022, mothers between the ages of 25 and 29 accounted for 181 or 25.9 percent of all births registered in the Municipality of Bongabong. Furthermore, of the 178 births in the town, or 25.5 percent of all births, were from the ages of 20-24 years old.

**Figure 6. Number of Registered Live Births by Age Group of Mother, Municipality of Bongabong: 2022**



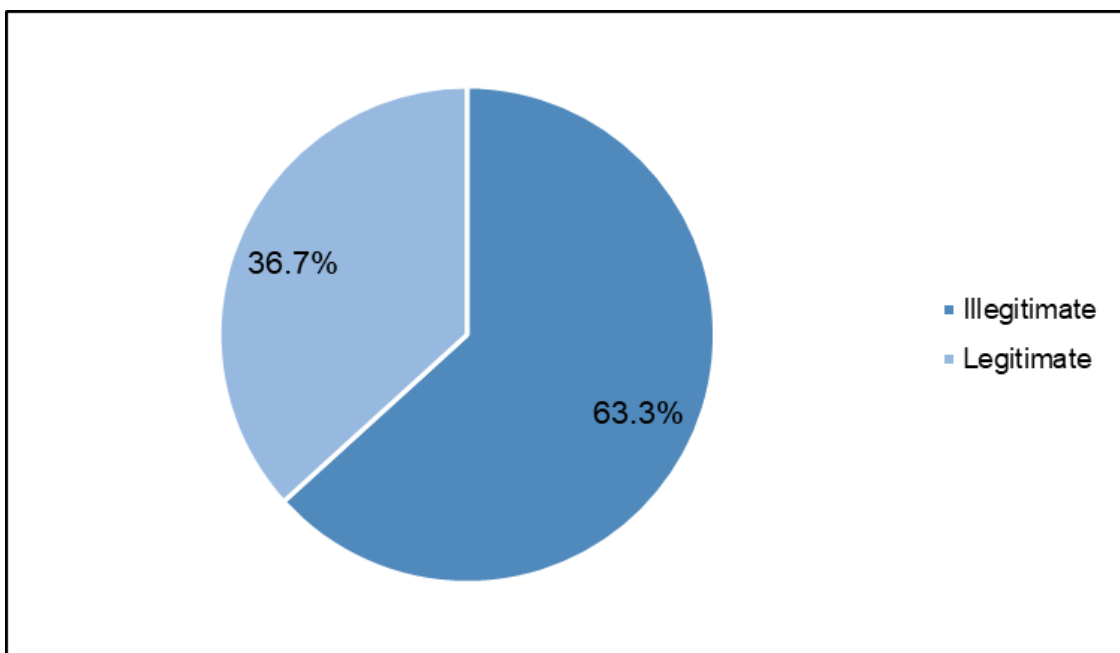
Source: Philippine Statistics Authority

In 2022, mothers between the ages of 15 and 17 gave birth to around 30 or 10.1 percent of the babies, while mothers between the ages of 18 and 19 gave birth to about 45 or 15.2 percent. There have been 75 births in total, or 25.3 percent of all births, representing a mother's adolescent years up until the age of 19.

**Most number of registered births were nonmarital children**

In 2022, most registered births were nonmarital children with a 441 or 63.3 percent of the total births in Municipality of Bongabong. On the other hand, marital children have a fewer total number which are 256 or 36.7 percent of total births registered.

**Figure 7. Number of Legitimacy Status of Registered Births, Municipality of Bongabong: 2022**



Source: Philippine Statistics Authority

**CHARLYN ROMERO-CANTOS, PhD**  
(Chief Administrative Officer)  
Officer-in-Charge



# Technical Notes

**Live births** shall be reported for registration to C/MCR not later than thirty (30) days from the date of birth.

Any report made to the LCROs beyond the reglementary period are considered late and can be entered only in the civil register after the informant complies with the requirements for delayed registration.

## DEFINITION OF TERMS

**Live birth** is the complete expulsion or extraction from its mother of a conception, irrespective of the duration of pregnancy, which, after such separation, breaths or shows any other evidence of life.

**Legitimate child** is a child who is born to parents who are married to each other. This means that their parents are legally recognized as being married and the child is considered to be their lawful child. A legitimate child has certain legal rights and privileges that an illegitimate child may not have.