

SPECIAL RELEASE

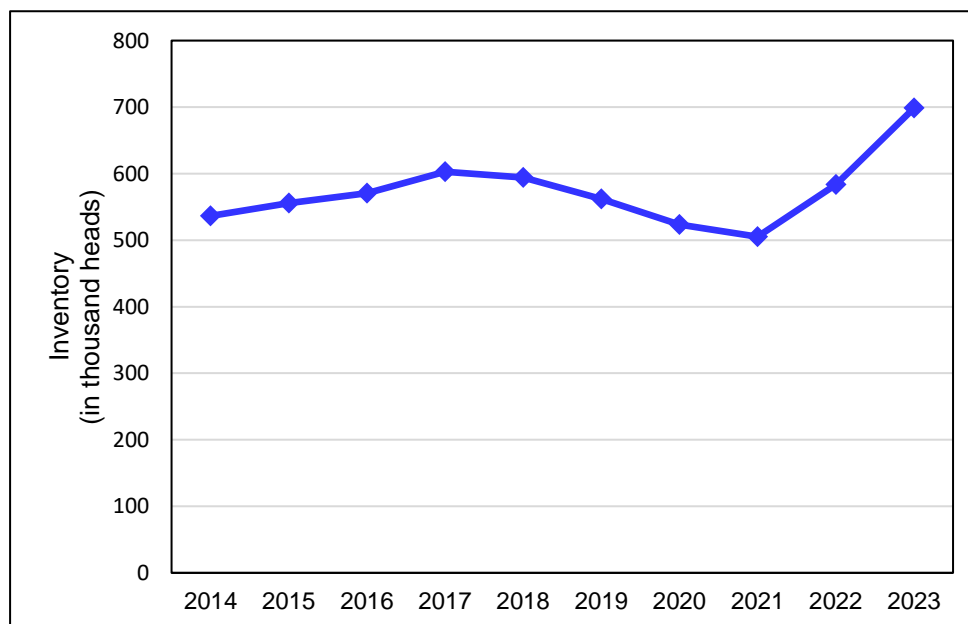
SWINE SITUATION IN MIMAROPA JANUARY TO DECEMBER 2023 (FINAL RESULT)

Date of Release: 05 June 2024
Reference No. 2024-SR-60

Inventory of swine in MIMAROPA increased by 19.7 percent reaching 698.5 thousand heads

The beginning inventory of swine in the MIMAROPA Region increased by 114.9 thousand heads or by 19.7 percent from last year's beginning inventory of 583.5 thousand heads. The swine inventory of the region as of 1 January 2023 registered the highest record in the past ten (10) years. This shows a full swing recovery from the four-year downtrend in inventory in MIMAROPA Region starting in 2018.

**Figure 1. Beginning Inventory of Swine in MIMAROPA: 2014 to 2023
(in thousand heads)**

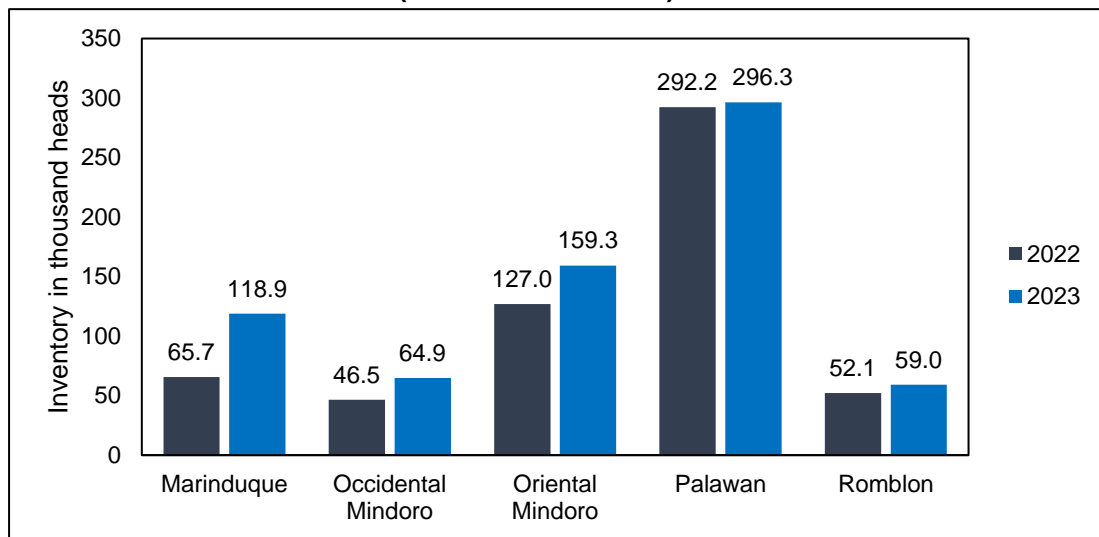


Source: Philippine Statistics Authority, *Livestock and Poultry Surveys*

Among provinces in the region, Palawan had the most inventory with 296.3 thousand heads followed by Oriental Mindoro with 159.3 thousand heads. Meanwhile, the province of Romblon had the least inventory with 59.0 thousand heads.

It can be noted that all provinces in MIMAROPA Region contributed to the increase in inventory of swine in 2023. Marinduque had the most increase in inventory by 81.0 percent or an additional 53.2 thousand heads. This was followed by Oriental Mindoro with additional 32.3 thousand heads (25.5%) and Occidental Mindoro with additional 18.4 thousand heads (39.5%).

Figure 2. Inventory of Swine by Province in MIMAROPA as of January 1: 2022 and 2023 (in thousand heads)

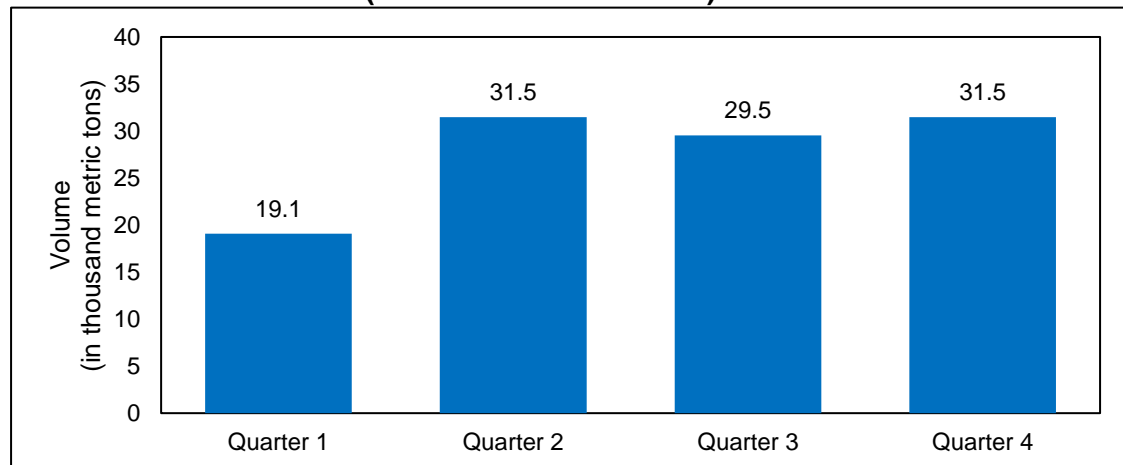


Source: Philippine Statistics Authority, *Livestock and Poultry Surveys*

MIMAROPA contributes 6.2 percent to the country’s total hog production in 2023

The total volume of hog production in the MIMAROPA Region in 2023 was estimated at 111.6 thousand metric tons. This translated to a share of 6.2 percent in the overall hog production of the country. Highest production was recorded in Quarter 4 and Quarter 2, both nearly with 31.5 thousand metric tons.

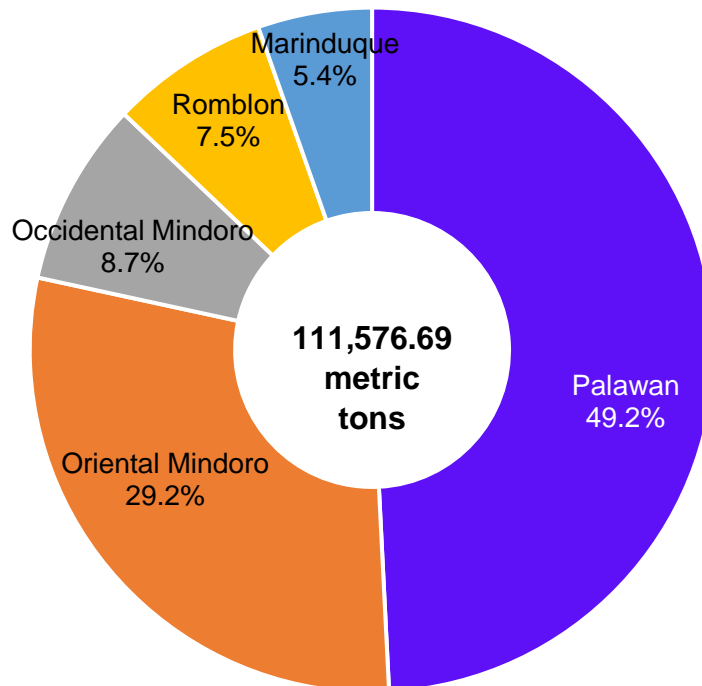
Figure 3. Volume of Production of Hogs by Quarter in MIMAROPA: January to December 2023 (in thousand metric tons)



Source: Philippine Statistics Authority, *Livestock and Poultry Surveys*

Among provinces in the region, Palawan got the largest share of 50.5 thousand metric tons liveweight or 45.3 percent of the regional hog production. Oriental Mindoro followed with a total production of 42.3 thousand metric tons or 37.9 percent share to the regional production. Meanwhile, Marinduque had the least share of 4.5 thousand metric tons liveweight or 3.8 percent of the regional production.

Figure 4. Volume of Production and Percentage Share by Province in MIMAROPA Region: January to December 2023

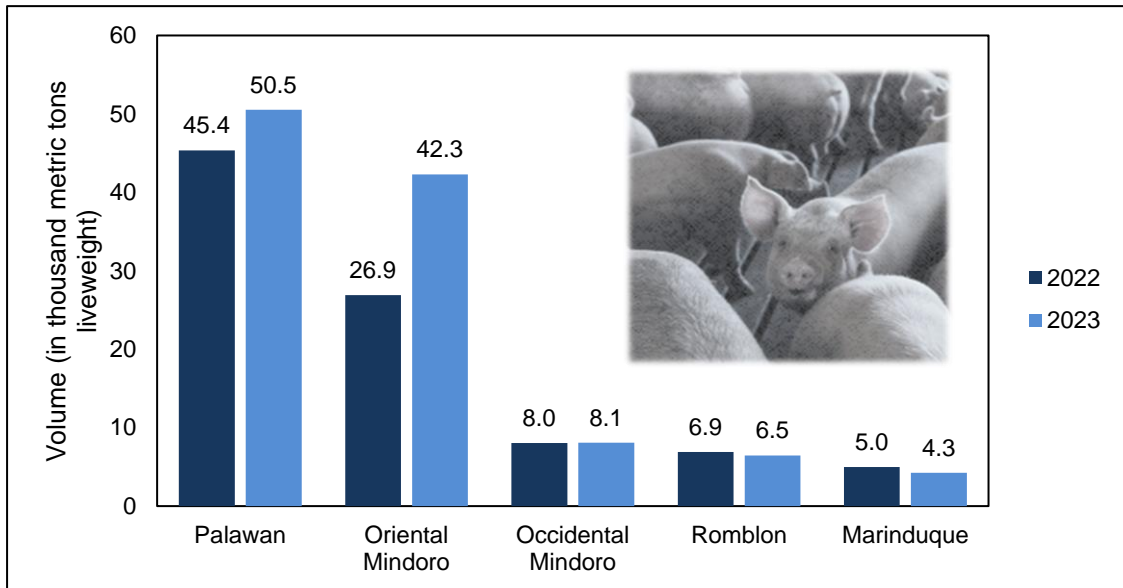


Source: Philippine Statistics Authority, *Livestock and Poultry Surveys*

Volume of hog production in the region had a significant increase of 21.0 percent

The total volume of hog production in the region in 2023 went up by 19.4 thousand metric tons liveweight or 21.0 percent higher than 92.2 thousand metric tons liveweight of hog produced in the previous year. The increment was significantly contributed by Oriental Mindoro and Palawan with a corresponding increase of 15.4 thousand metric tons liveweight, and 5.1 thousand metric tons liveweight. However, the 2023 production of hog in Romblon and Marinduque decreased from last year by 6.1 percent and 14.5 percent, respectively.

Figure 5. Volume of Production of Hogs by Province in MIMAROPA Region: 2022 and 2023 (in thousand metric tons, liveweight)

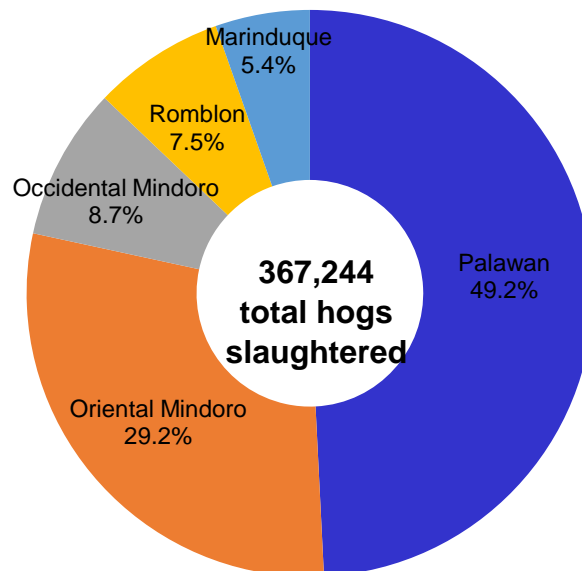


Source: Philippine Statistics Authority, *Livestock and Poultry Surveys*

Hogs slaughtered in slaughterhouses in MIMAROPA registered 367,244 heads in 2023

Palawan had the most share in the number of hogs slaughtered in slaughterhouses in the region with 33.6 percent share or 117,461 heads followed by Oriental Mindoro with a share of 29.6 percent or 108,078 heads. Meanwhile, Romblon had the lowest share of 8.8 percent or 32,582 heads in the number of hogs slaughtered in the MIMAROPA region.

Figure 6. Percent Share in Hogs Slaughtered in Slaughterhouses by Province in MIMAROPA: January to December 2023 (in heads)

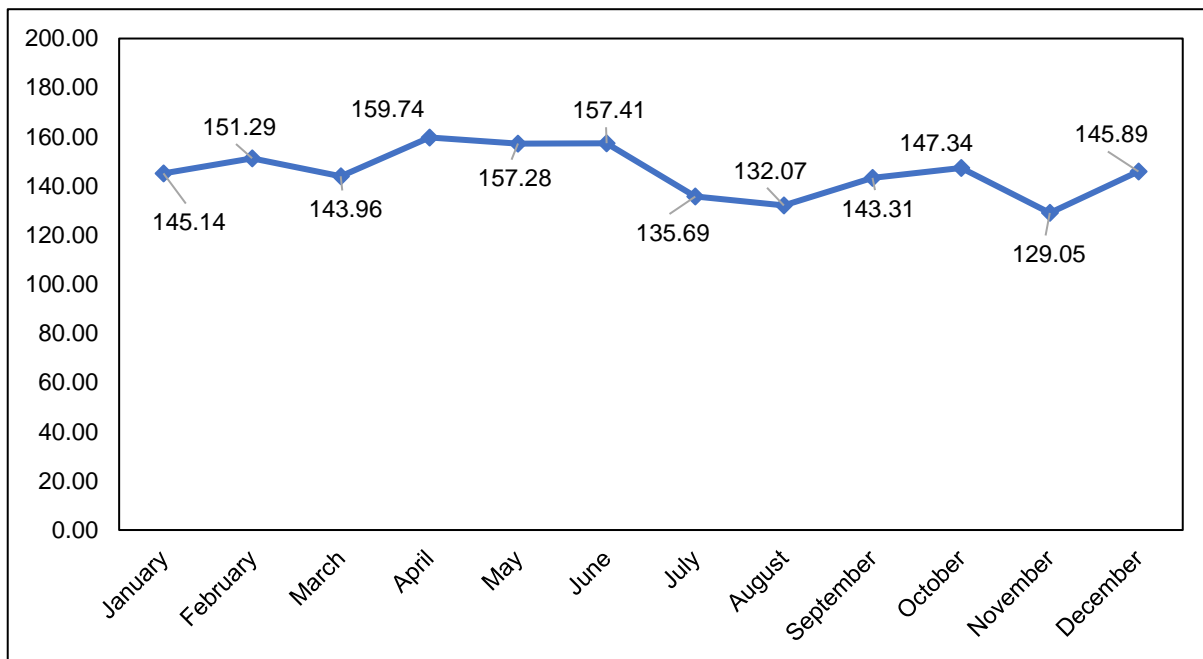


Source: Philippine Statistics Authority, *Livestock and Poultry Surveys*

Average farmgate price of hogs for slaughter in backyard recorded at PhP 145.68 per kilogram liveweight

In 2023, farmgate price of hogs for slaughter in backyard in the MIMAROPA Region was at its highest in April at PhP 159.74 per kilogram liveweight and at its lowest in November at PhP129.05. The average farmgate price from January to December 2023 was PhP 145.68 which was lower compared to the last year’s average farmgate price of PhP 169.23.

Figure 7. Farmgate Price of Hogs for Slaughter (Backyard) by Month in MIMAROPA: January to December 2023 (in Philippine Peso)

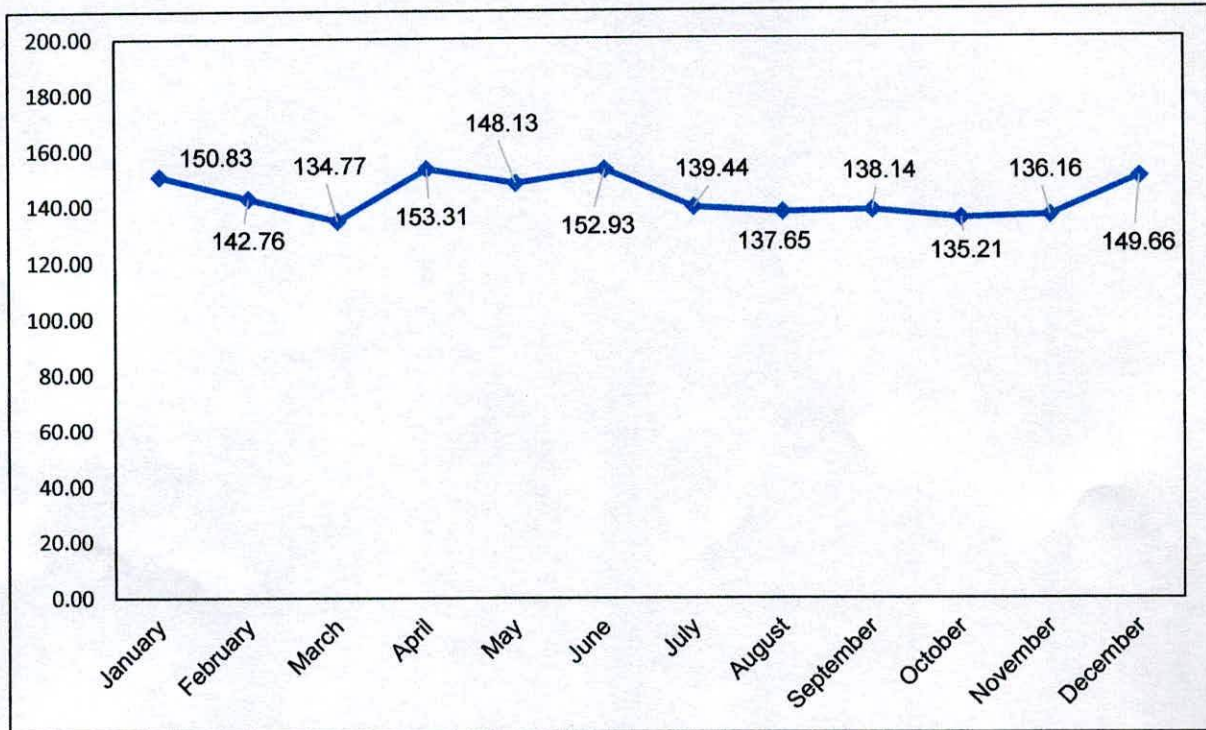


Source: Philippine Statistics Authority, *Backyard Livestock and Poultry Surveys*

Average farmgate price of hogs for slaughter in commercial registered at PhP 143.25 per kilogram liveweight

Likewise, the farmgate price of hogs for slaughter in commercial in the MIMAROPA Region also registered its highest in April at PhP 153.31 per kilogram liveweight which is lower than its household counterpart. The farmgate price in commercial in MIMAROPA had its lowest in March with PhP 134.77. Unlike the farmgate price in backyard, the farmgate price in commercial was almost stable all throughout the year particularly in the months of July at PhP 139.44, August at PhP 137.65, September at PhP 138.14, October at PhP 135.21, and November at 136.66. The average farmgate price in commercial in MIMAROPA was recorded at PhP 143.25.

Figure 8. Farmgate Price of Hogs for Slaughter (Commercial) by Month in MIMAROPA: January to December 2023 (in Philippine Peso)



Source: Philippine Statistics Authority, *Commercial Livestock and Poultry Surveys*

Len R. Rioflorido
LEN R. RIOFLORIDO
 Regional Director

H. C. W. J. M. D. M.
 MLLM / OHG / RRL / TJMDM