

SPECIAL RELEASE

CATTLE SITUATION IN MIMAROPA JANUARY TO DECEMBER 2023 (FINAL RESULT)

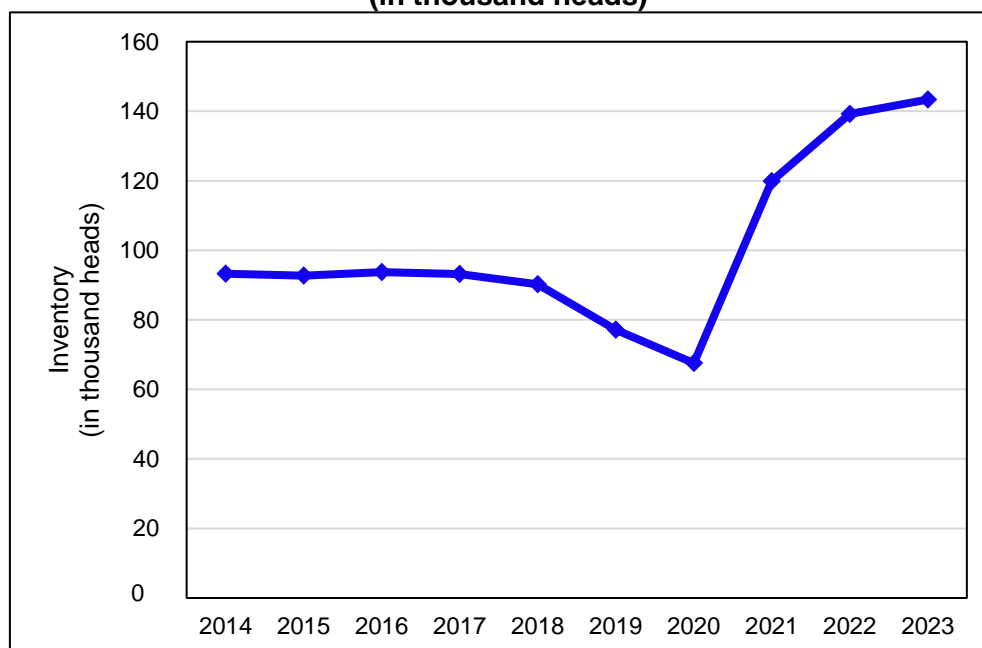
Date of Release: 06 June 2024

Reference No. 2024-SR-61

Inventory of cattle in MIMAROPA increased by 3.0 percent reaching 143.4 thousand heads

The beginning inventory of cattle in the MIMAROPA Region increased by 4.2 thousand heads or by 3.0 percent from last year's beginning inventory of 139.2 thousand heads. The inventory of cattle took a dive from 2017 to 2020 and then recorded an uptrend since 2021, reaching the highest inventory of cattle in MIMAROPA Region in the past ten (10) years.

**Figure 1. Beginning Inventory of Cattle in MIMAROPA: 2014 to 2023
(in thousand heads)**



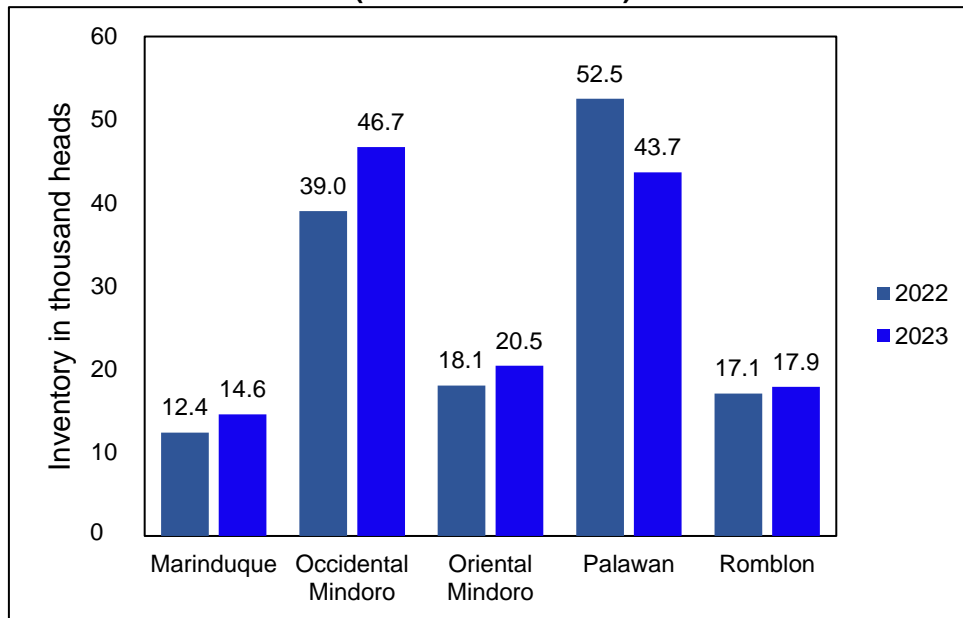
Source: Philippine Statistics Authority, *Livestock and Poultry Surveys*

Among provinces in the region, Occidental Mindoro had the most inventory with 46.7 thousand heads followed by Palawan with 43.7 thousand heads. Meanwhile, the province of Marinduque had the least inventory with 14.6 thousand heads.

It can be noted that all provinces in MIMAROPA Region except Palawan contributed to the increase in inventory of cattle in 2023. Occidental Mindoro had the most increase in

inventory with 19.7 percent or an additional 7.7 thousand heads. This was followed by Oriental Mindoro with additional 2.4 thousand heads (13.1%) and Marinduque with additional 2.2 thousand heads (17.6%).

Figure 2. Inventory of Cattle by Province in MIMAROPA as of January 1: 2022 and 2023 (in thousand heads)

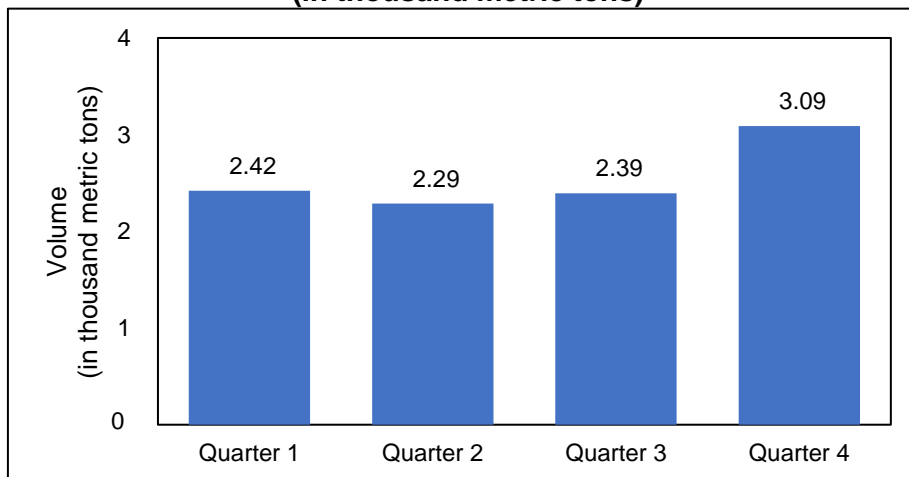


Source: Philippine Statistics Authority, *Livestock and Poultry Surveys*

MIMAROPA contributes 4.3 percent to the country’s total cattle production in 2023

The total volume of cattle production in the MIMAROPA Region in 2023 was estimated at 10.2 thousand metric tons. This translated to a share of 4.3 percent in the overall cattle production of the country. The highest production was recorded in Quarter 4 with 3.1 thousand metric tons.

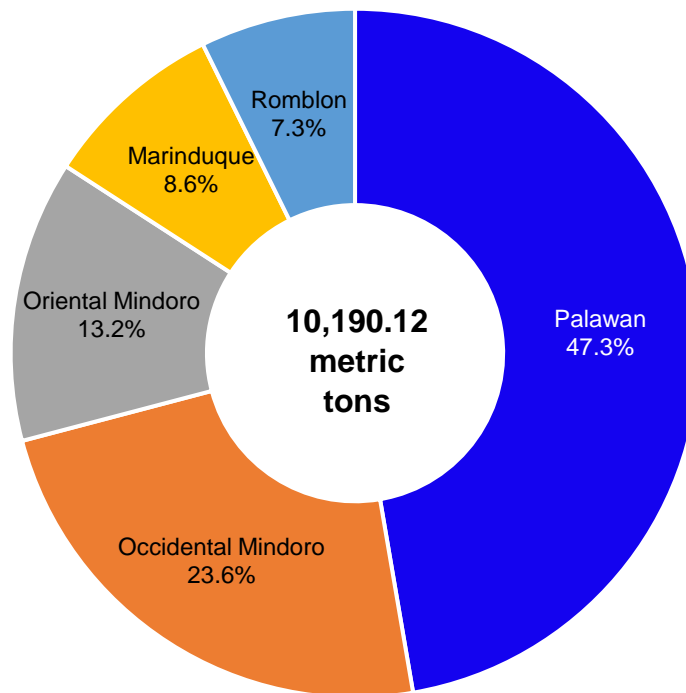
Figure 3. Volume of Production of cattle by Quarter in MIMAROPA: January to December 2023 (in thousand metric tons)



Source: Philippine Statistics Authority, *Livestock and Poultry Surveys*

Among provinces in the region, Palawan got the largest share of 4.8 thousand metric tons liveweight or 47.3 percent of the regional cattle production. Occidental Mindoro followed with a total production of 2.4 thousand metric tons or 23.6 percent share to the regional production. Meanwhile, Romblon had the least share of 0.7 thousand metric tons liveweight or 7.3 percent of the regional production.

Figure 4. Volume of Production and Percentage Share by Province in MIMAROPA Region: January to December 2023

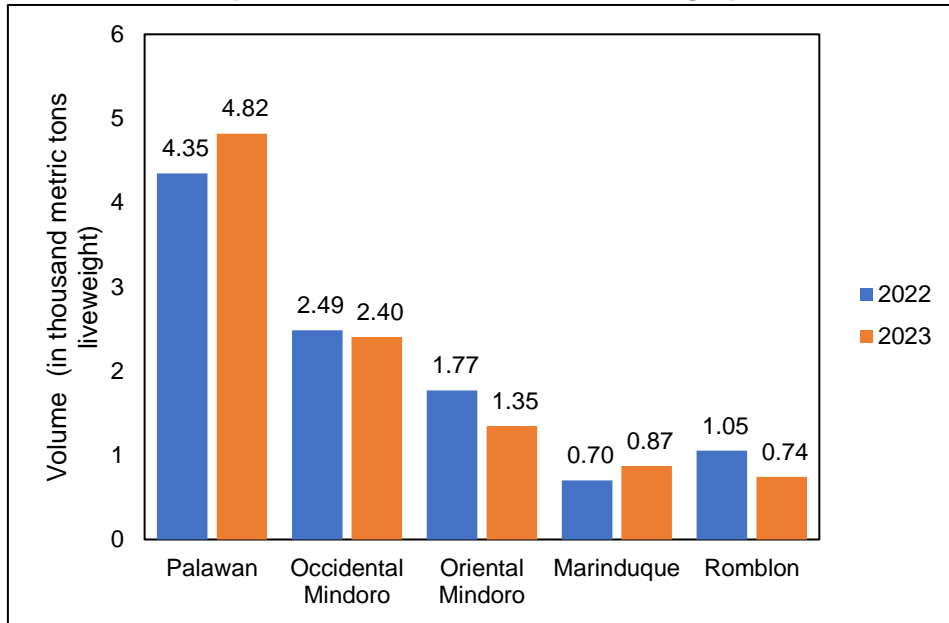


Source: Philippine Statistics Authority, *Livestock and Poultry Surveys*

Volume of cattle production in the region had a slight decrease of 1.7 percent

The total volume of cattle production in the region in 2023 went down by about 0.2 thousand metric tons liveweight or 1.7 percent lower from 10.4 thousand metric tons liveweight of cattle produced in the previous year. The decline was contributed by Oriental Mindoro and Romblon with a corresponding decrease of 0.42 thousand metric tons liveweight, and 0.3 thousand metric tons liveweight. Meanwhile, the production of cattle in Palawan and Marinduque for the year 2023 increased from the previous year by 0.5 thousand metric tons (10.8 %) and 0.2 thousand metric tons (24.4%), respectively.

Figure 5. Volume of Production of Cattle by Province in MIMAROPA Region: 2022 and 2023 (in thousand metric tons, liveweight)

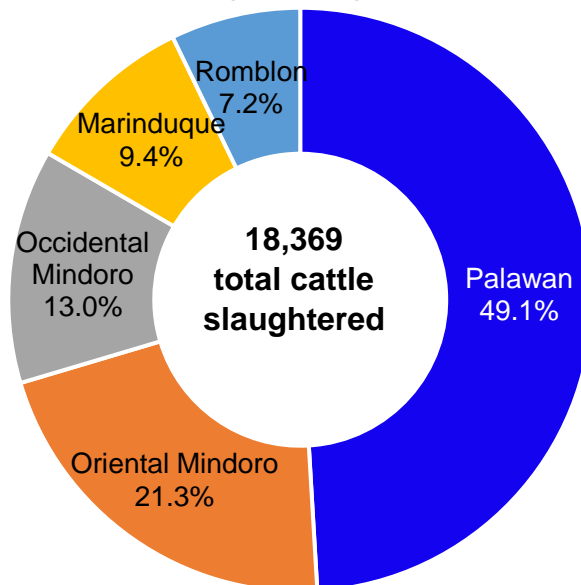


Source: Philippine Statistics Authority, *Livestock and Poultry Surveys*

Cattle slaughtered in slaughterhouses in MIMAROPA registered 18,369 heads in 2023

Palawan had the most share in the number of cattle slaughtered in slaughterhouses in the region with 49.1 percent share or 9,013 heads followed by Oriental Mindoro with a share of 21.3 percent or 3,918 heads. Meanwhile, Romblon had the lowest share of 7.2 percent or 1,322 heads in the number of cattle slaughtered in the MIMAROPA Region.

Figure 6. Percent Share in Cattle Slaughtered in Slaughterhouses by Province in MIMAROPA: January to December 2023 (in heads)

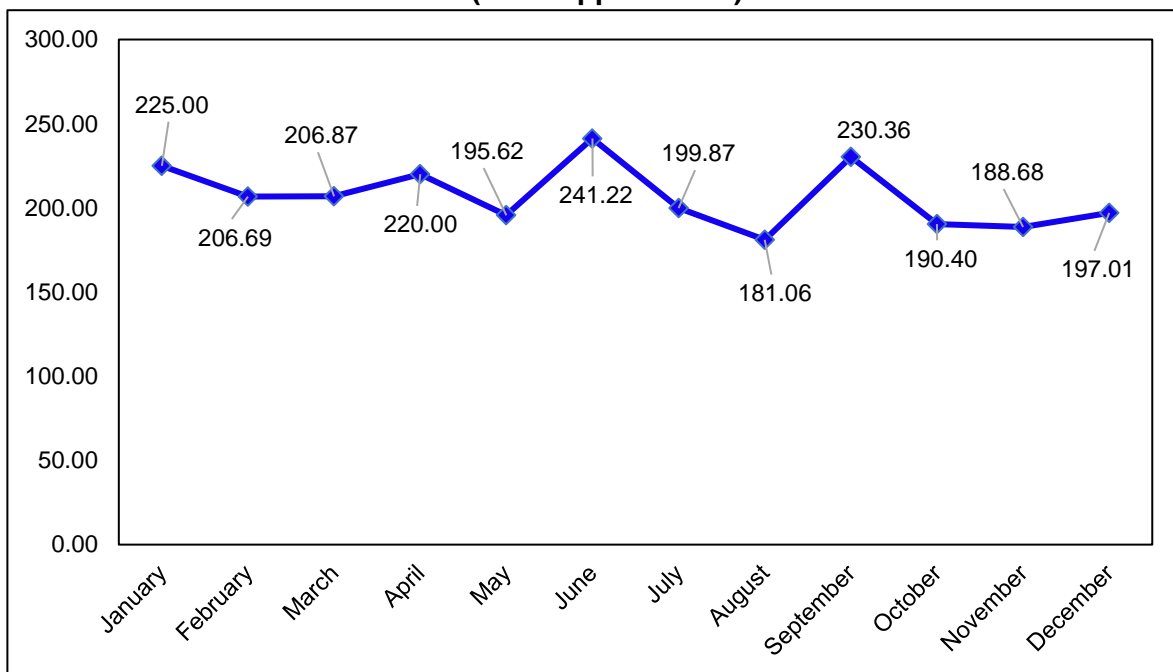


Source: Philippine Statistics Authority, *Livestock and Poultry Surveys*

Average farmgate price of cattle for slaughter in backyard recorded at PhP 206.90 per kilogram liveweight

In 2023, farmgate price of cattle for slaughter in backyard in the MIMAROPA Region was at its highest in June at PhP 241.22 per kilogram liveweight and at its lowest in August at PhP 181.06. The average farmgate price from January to December 2023 was PhP 206.90 which was higher compared to the last year's average farmgate price of PhP 184.15.

Figure 7. Farmgate Price of Cattle for Slaughter (Backyard) by Month in MIMAROPA: January to December 2023 (in Philippine Peso)

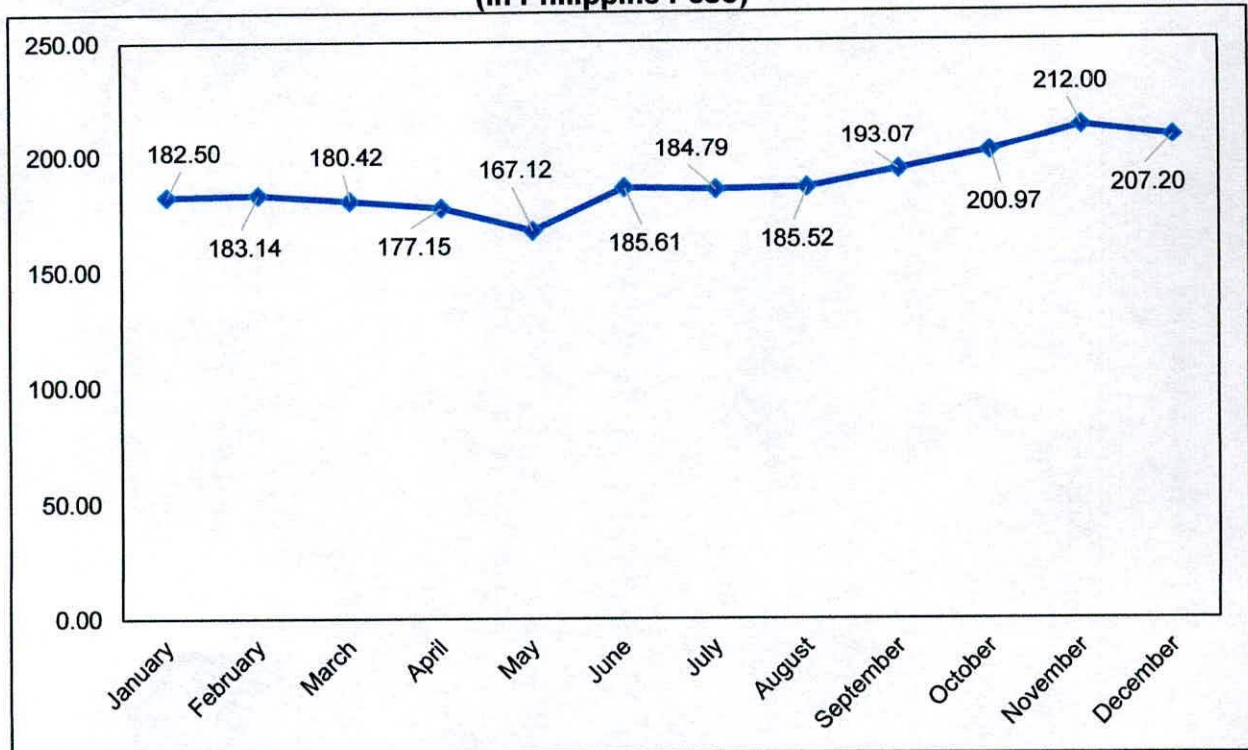


Source: Philippine Statistics Authority, *Backyard Livestock and Poultry Surveys*

Average farmgate price of cattle for slaughter in commercial registered at PhP 188.29 per kilogram liveweight

Meanwhile, the farmgate price of cattle for slaughter in commercial in the MIMAROPA Region registered its highest in November at PhP 212.00 per kilogram liveweight. The farmgate price in commercial in MIMAROPA had its lowest in May with PhP 167.12. The average farmgate price in commercial in MIMAROPA was recorded at PhP 188.29 which was significantly higher than its farmgate price of PhP 166.89 in 2022.

Figure 8. Farmgate Price of Cattle for Slaughter (Commercial) by Month in MIMAROPA: January to December 2023 (in Philippine Peso)



Source: Philippine Statistics Authority, *Commercial Livestock and Poultry Surveys*

[Signature]
LENIR. RIOFLORIDO
 Regional Director

[Signature]
 MLLM / OHG / RRL / T.J.MDM