

SPECIAL RELEASE

Marital Status of Household Population in the City of Puerto Princesa (2022 Community-Based Monitoring System)

Date of Release: 30 January 2025

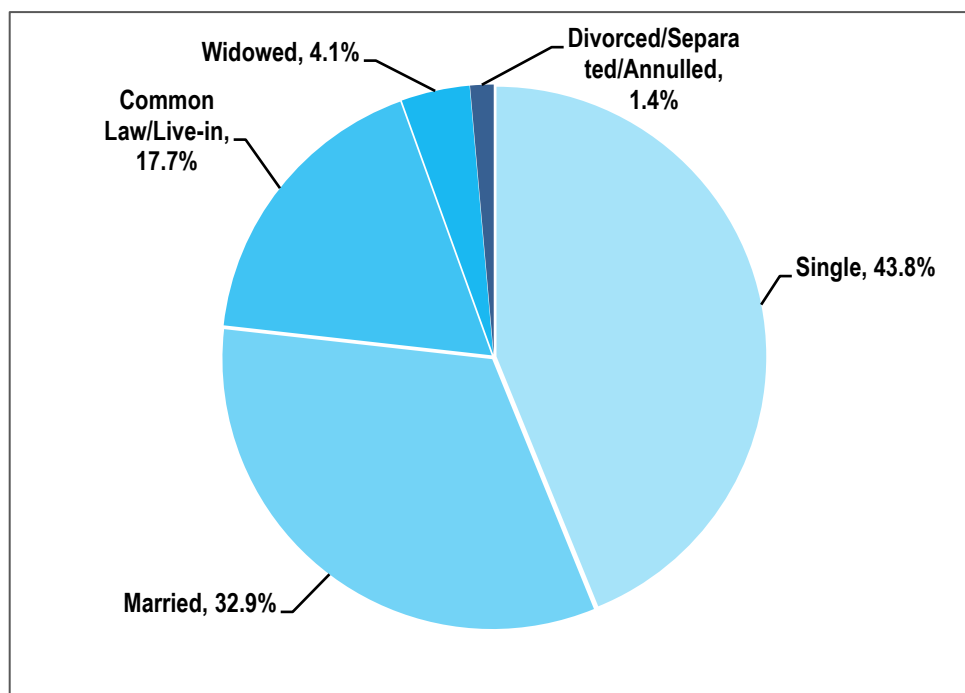
Reference No. 2025-SR-005

Four of ten persons are never married

As of 01 July 2022, there was a total of 264,228 household population in the City of Puerto Princesa, based on the result of enumeration for the 2022 Community-Based Monitoring System. Of this total, the household population ten years old and over comprised 82.6 percent or 218,244 persons.

Out of 218,244 individuals aged ten years old and over, 95,580 or 43.8 percent had never been married, while 71,908 (32.9%) were married. The remaining population was distributed as follows: 17.7 percent were in common law or live-in arrangements, 4.1 percent were widowed, and 1.4 percent were divorced, separated, or annulled (Figure 1 and Table 1).

Figure 1. Percent Distribution of Household Population 10 Years Old and Over by Marital Status: Puerto Princesa City, 2022



Source: Philippine Statistics Authority and Local Government Unit of the City of Puerto Princesa, 2022 Community-Based Monitoring System



**Table 1. Household Population 10 Years Old and Over by Marital Status:
Puerto Princesa City, 2022**

Household Population 10 Years Old and Over	Single	Married	Common Law/ Live- in	Widowed	Divorced/ Separated/ Annulled	Unknown
108,470	95,580	71,908	38,613	9,046	2,987	110

*Source: Philippine Statistics Authority and Local Government Unit of the City of Puerto Princesa,
2022 Community-Based Monitoring System*

There are more males than females among the never-married persons

Among the never-married individuals in Puerto Princesa City, a higher proportion of males (53.0%) than females (47.0%) was observed. Out of a total of 95,580 singles, 50,625 were males and 44,955 were females.

In contrast, the proportion of females was slightly higher than that of males in the married and common-law/live-in categories, with differences of 0.9 percentage point and 1.3 percentage points, respectively. Additionally, there were more widowed females than males, with a significant margin of over 56.6 percentage points, equivalent to 5,118 individuals. Moreover, the prevalence of divorced, separated, or annulled individuals was also higher among females at 61.1 percent. Notably, 70.9 percent of those who have unknown marital status are females - either concealed by the respondent or the individual themselves, compared to only 29.1 percent of males.

**Table 2. Number and Percent Distribution of Male and Female Household
Population 10 Years Old and Over by Marital Status:
Puerto Princesa City, 2022**

Marital Status	Household Population 10 Years Old and Over			Percent Distribution	
	Both sexes	Male	Female	Male	Female
Single	95,580	50,625	44,955	53.0	47.0
Married	71,908	35,625	36,283	49.5	50.5
Common Law/ Live-in	38,613	19,062	19,551	49.4	50.6
Widowed	9,046	1,964	7,082	21.7	78.3
Divorced/ Separated/ Annulled	2,987	1,162	1,825	38.9	61.1
Unknown	110	32	78	29.1	70.9

*Source: Philippine Statistics Authority and Local Government Unit of the City of Puerto Princesa,
2022 Community-Based Monitoring System*

Twenty-five in every 100 persons at age group 30 to 34 years old are single

Approximately 25.3 percent of individuals aged 30 to 34 were single, which translates to about 25 out of every 100 people in this age group being never married. On the other hand, around 73.0 percent of individuals in the same age group were either married or living in a common-law arrangement (see Table 3).

Table 3. Distribution of Household Population by Age Group and Marital Status: Puerto Princesa City, 2022

Age Group	Household Population 10 Years Old and Over	Marital Status (in Percent)					
		Single	Married	Common Law/Live-in	Widowed	Divorced/ Separated/ Annulled	Unknown
Below 20	52,896	95.8	0.6	3.6	*	0.0	*
20 – 24	28,764	68.6	6.0	25.0	*	0.3	*
25 – 29	24,358	39.4	23.0	36.8	0.1	0.7	*
30 – 34	21,801	25.3	40.8	32.2	0.4	1.4	*
35 – 39	18,174	17.6	53.4	26.2	0.7	2.0	0.1
40 – 44	16,419	13.8	62.3	19.5	1.7	2.6	0.1
45 – 49	13,514	10.8	66.8	15.8	3.4	3.1	0.1
50 – 54	11,760	9.6	68.4	12.4	6.3	3.2	0.1
55 – 59	9,647	8.0	68.0	9.4	10.9	3.5	0.1
60 – 64	8,063	6.7	65.0	7.1	18.0	3.2	0.1
65 – 69	5,889	6.2	59.7	5.3	26.4	2.4	0.1
70 – 74	3,597	5.5	52.5	4.3	36.0	1.7	0.1
75 – 79	1,787	4.3	41.5	2.6	50.4	1.2	0.1
80 and over	1,575	3.1	26.4	1.8	68.0	0.6	0.1

Source: Philippine Statistics Authority and Local Government Unit of the City of Puerto Princesa, 2022 Community-Based Monitoring System

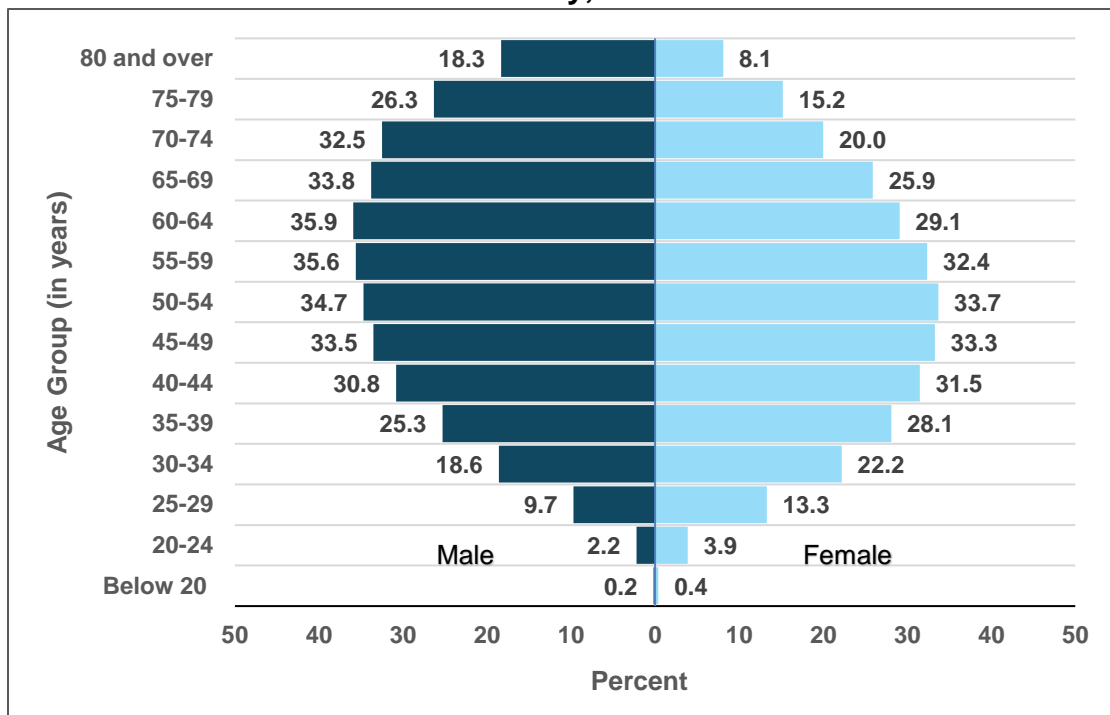
* - values are too small/negligible.

One in every five persons aged 20 to 34 years old are married

Among the population aged 20 to 34 years, approximately 21.7 percent were married. This figure is further detailed by the following age groups: 40.8 percent in the 30 to 34 age range, 23.0 percent in the 25 to 29 age range, and 6.0 percent in the 20 to 24 age range (see Table 3).

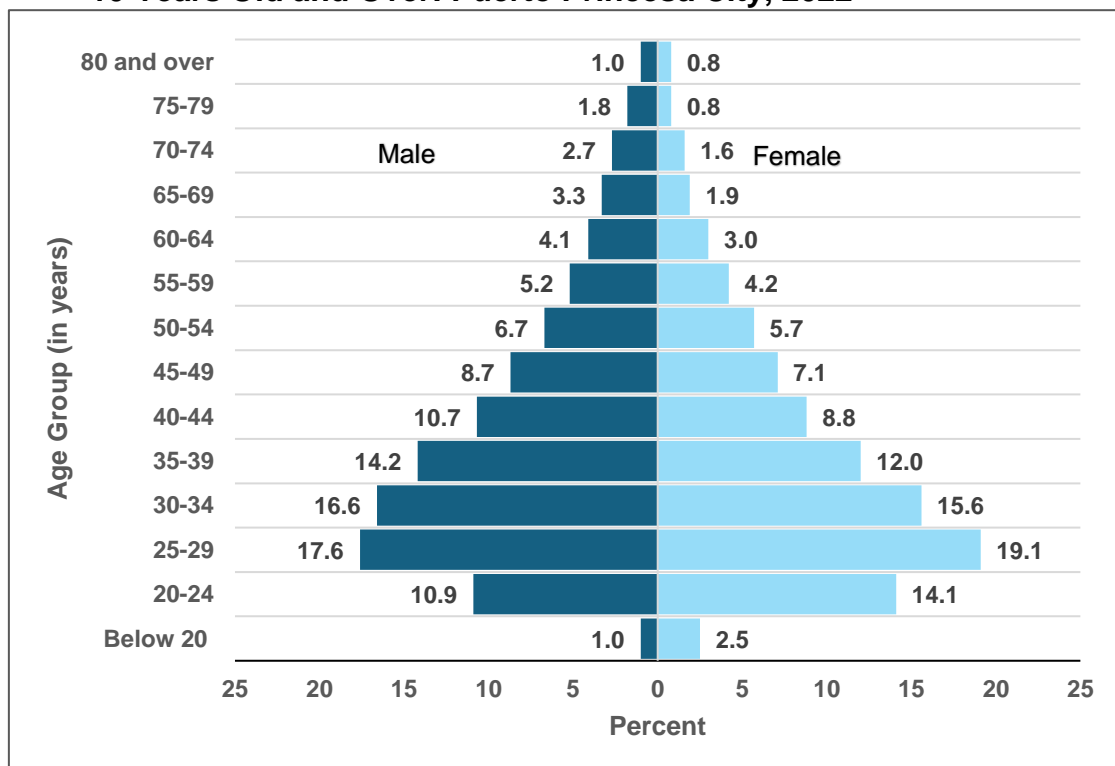
Among married males, the highest proportion was observed in the age group 60 to 64 years with 35.9 percent. Meanwhile, married females had a higher proportion among age group 50 to 54 years with 33.7 percent (see Figure 2).

Figure 2. Percent Distribution of Married Household Population 10 Years Old and Over: Puerto Princesa City, 2022



Source: Philippine Statistics Authority and Local Government Unit of the City of Puerto Princesa, 2022 Community-Based Monitoring System


Figure 3. Percent Distribution of Common law/Live-in Household Population 10 Years Old and Over: Puerto Princesa City, 2022



Source: Philippine Statistics Authority and Local Government Unit of the City of Puerto Princesa, 2022 Community-Based Monitoring System

The highest proportion of common law and live-in arrangements is found in the age group of 25 to 29 years

Among individuals in common law and live-in arrangements, the highest proportion was seen in the age group of 25 to 29 years, accounting for 36.8 percent (see Table 3). Within this age group, the distribution was 17.6 percent for males and 19.1 percent for females, representing the highest proportion by sex (see Figure 3).


DONNA MARIE D. MOBE
(Supervising Statistical Specialist)
Officer-in-Charge
Palawan Provincial Statistical Office

JMS

Technical Notes

Marital Status (2022 Community-Based Monitoring System)

The Philippine Statistics Authority (PSA) and the Local Government of City of Puerto Princesa conducted the 2022 Community-Based Monitoring System (2022 CBMS) in August to October 2022, with 01 July 2022 as the reference date.

Information on marital status contained in this report is based on the responses of the household respondents in the 2022 CBMS. The statistics presented in this report were based on the information provided by the respondent or any responsible adult household member who may provide accurate answers to the questions and give correct information about all the household members; hence, it should be used with caution.

For the 2022 CBMS, data on the Marital Status of every household member 10 years old and over were collected by asking the respondents, “Is _____ single, married, in common-law/live-in, widowed, or divorced/separated/annulled?”.

Marital status refers to the personal status of an individual with reference to the marriage laws or customs of the country. It is often related to civil status, the term usually used in official and private records, documents, and transactions in the country. The person's marital status shall be as of the date of visit.

The categories of marital status are as follows:

- a) Single – a person who has never been married;
- b) Married – a person married in a religious, civil ceremony or tribal rites, either living with his/her spouse at the time of visit or temporarily living apart because his/her spouse is employed elsewhere (as in the case of a person whose spouse is an overseas worker, or works in the Armed Forces and residing somewhere else);
- c) Common-law/Live-in – a person cohabiting or living consensually with another person as husband and wife without the benefit of a legal marriage;
- d) Widowed – a married person whose spouse has died and who has not married up to the time of visit;
- e) Divorced – a person whose bond of matrimony has been dissolved legally and who therefore can remarry;
- f) Separated – a person separated legally or not from his/her spouse because of marital discord or misunderstanding;
- g) Annulled – Annulment applies to marriage that is presupposed valid until otherwise declared annulled by the court; and,
- h) Unknown – a person whose marital status is unknown to the respondent, or whose marital status is being concealed by the respondent/person himself/herself.