

SPECIAL RELEASE

2022 Census of Agriculture and Fisheries Availability of Agricultural, Aquaculture and Fisheries Machinery, Equipment and Services in Barangays (First Issue)

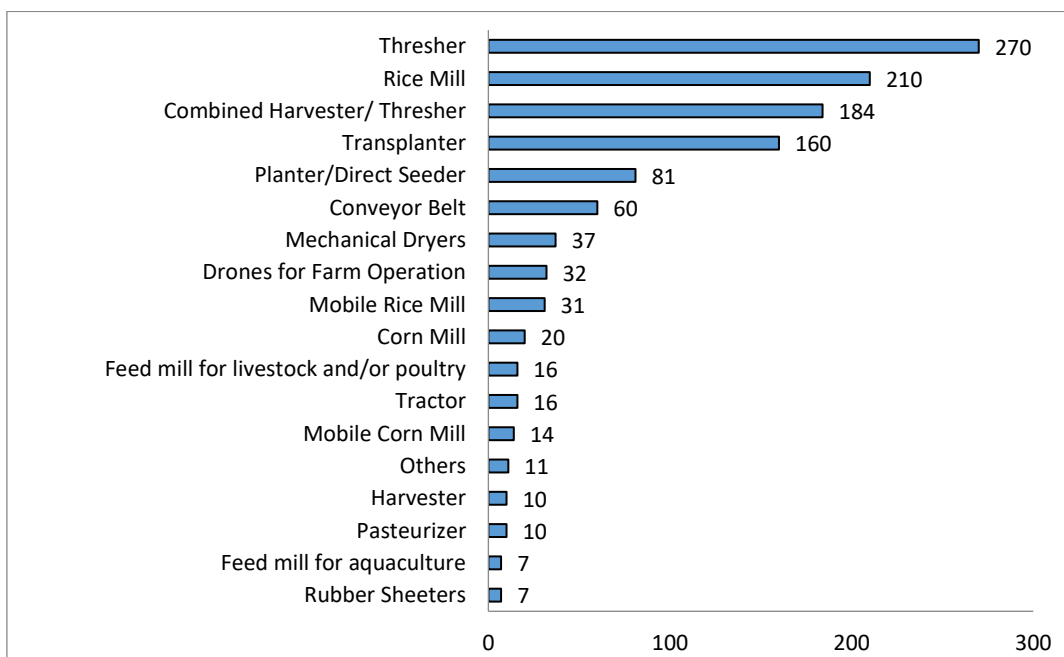
Date of Release: 13 January 2025

Reference No.: 2025-SR-012

Agricultural/Aquaculture/Fishery Machinery/Equipment

Among the 426 barangays in the province of Oriental Mindoro as of 31 December 2022, thresher is the machinery observed to be the most available in the barangay. Threshers were present in 270 barangays (63.4 percent) or more than half of all barangays covered in the 2022 Census of Agriculture and Fisheries (2022 CAF). Rice mill was the second most available machinery, being present in 210 barangays (49.3 percent), followed by combined harvester/thresher, present in 184 barangays (43.2 percent). On the other hand, feed mill for aquaculture and rubber sheeters were the least available machinery/equipment, found in seven barangays, both.

Figure 1. Number of Barangays by Type of Agricultural/Aquaculture/Fishery Machinery/Equipment Present in the Barangay: Oriental Mindoro, 2023

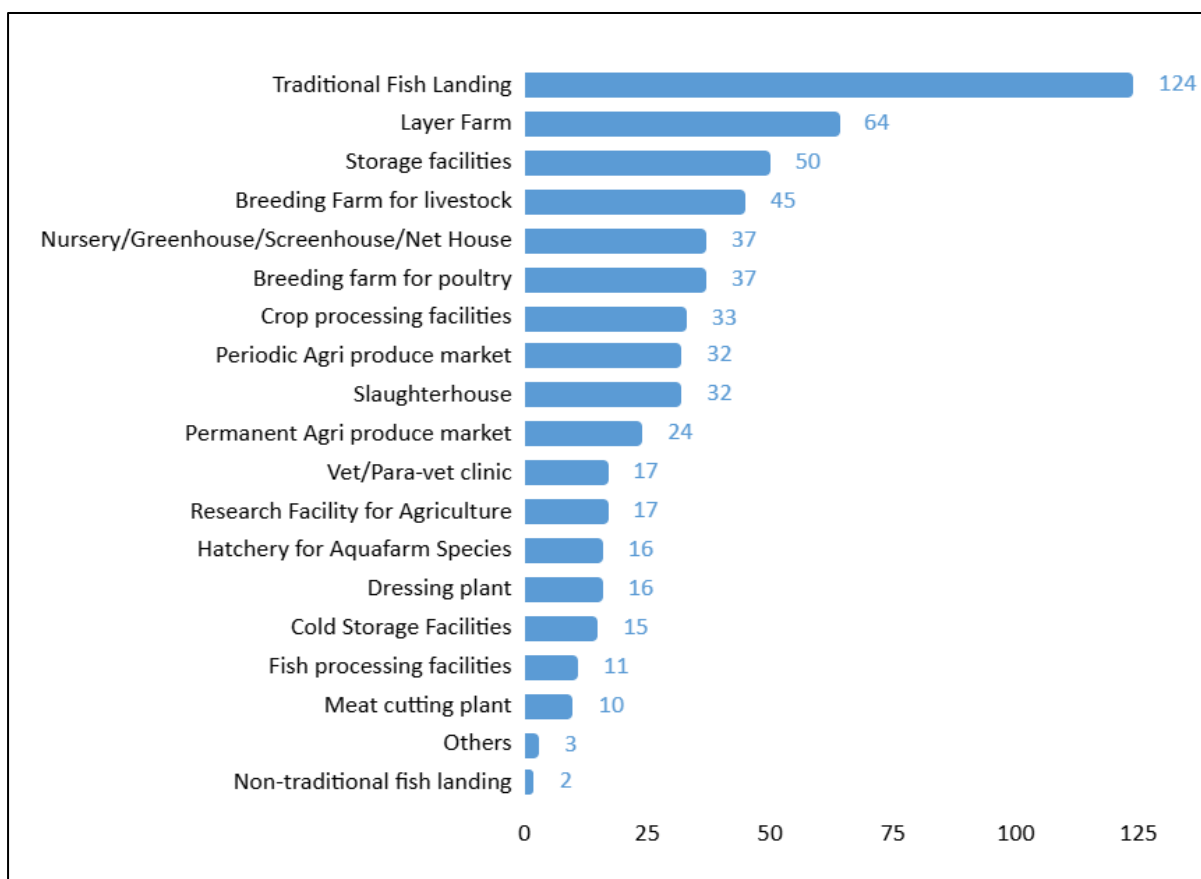


Source: Philippine Statistics Authority, 2022 Census of Agriculture and Fisheries

Agricultural/Aquaculture/Fishery Facilities

Traditional fish landing center was the most common Agricultural/Aquaculture/Fishery facility in barangays. This was found in 124 barangays in the province (29.1 percent). This was followed by layer farm, present in 64 barangays (15.0 percent), and storage facilities, present in 50 barangays (11.7 percent). (Figure 2)

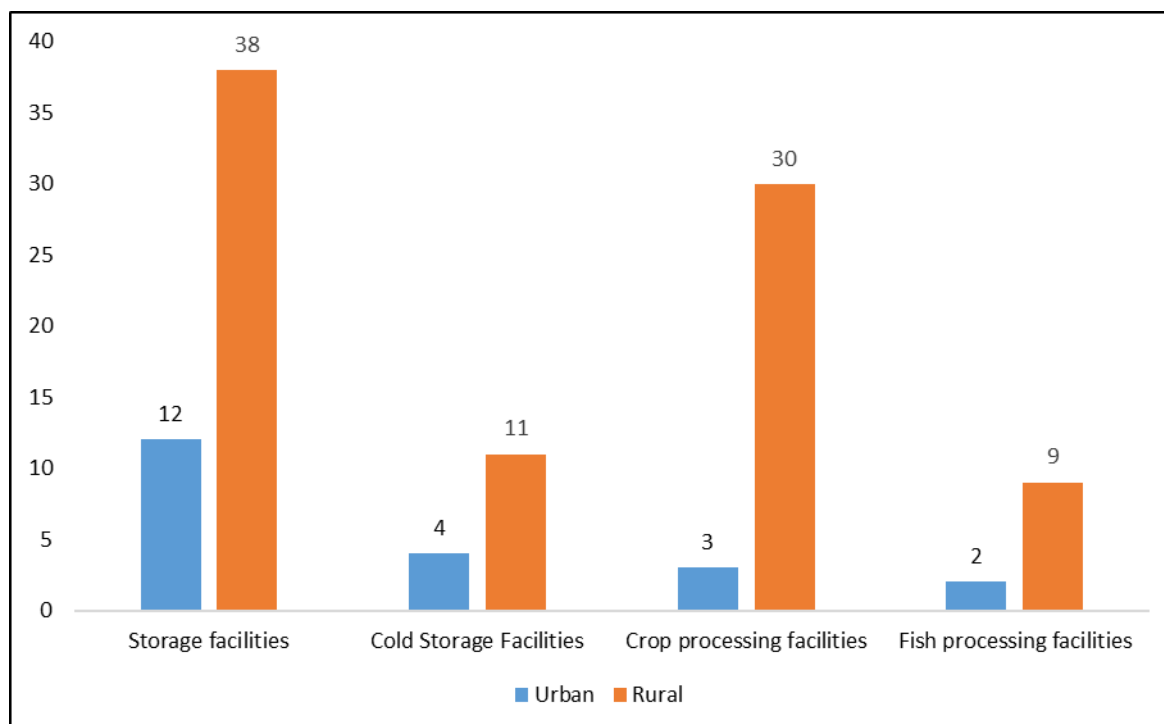
Figure 2. Number of Barangays by Type of Agricultural/Aquaculture/Fishery Facilities Present in the Barangay: Oriental Mindoro, 2023



Source: Philippine Statistics Authority, 2022 Census of Agriculture and Fisheries

In 2023, most agricultural/fisheries storage/processing facilities were located in rural barangays. Additionally, storage facilities were present in 38 rural barangays, accounting for 10.2 percent of the total 372 barangays with such facilities.

Figure 3. Number of Barangays by Type of Agricultural/ Aquaculture/Fisheries/Storage/Processing Facilities Present in the Barangay and Urban-Rural Classification: Oriental Mindoro, 2023

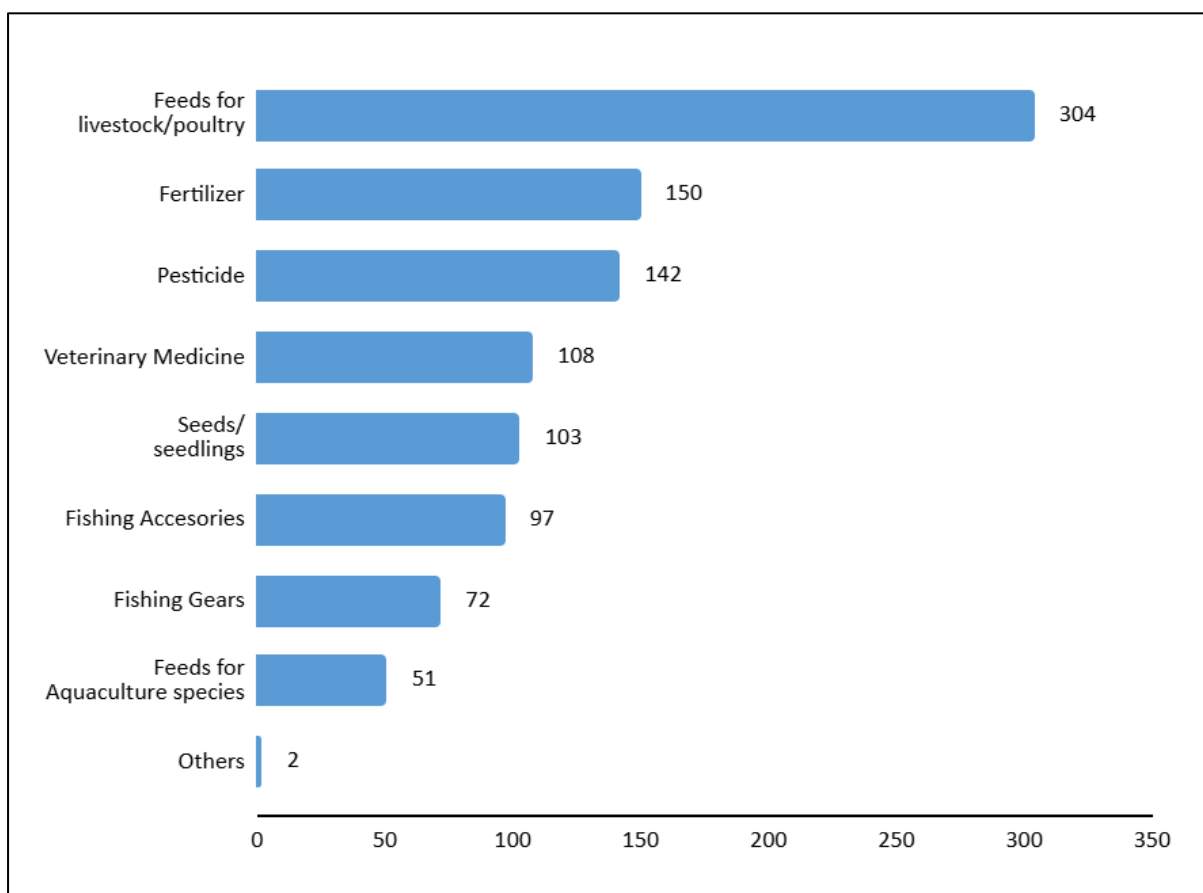


Source: Philippine Statistics Authority, 2022 Census of Agriculture and Fisheries

Input Stores/Sellers

As of 2023, store/seller of feeds for livestock and poultry were widely available in the province with 304 barangays (71.4 percent) having stores offering these inputs. Additionally, fertilizer store/seller was present in 150 barangays (35.2 percent), while pesticide store/seller was found in one out of three barangays, totaling 142 barangays (33.3 percent). (Figure 4)

Figure 4. Number of Barangays by Type of Agricultural/ Aquaculture/Fishery Input Stores/Sellers Present in the Barangay: Oriental Mindoro, 2023

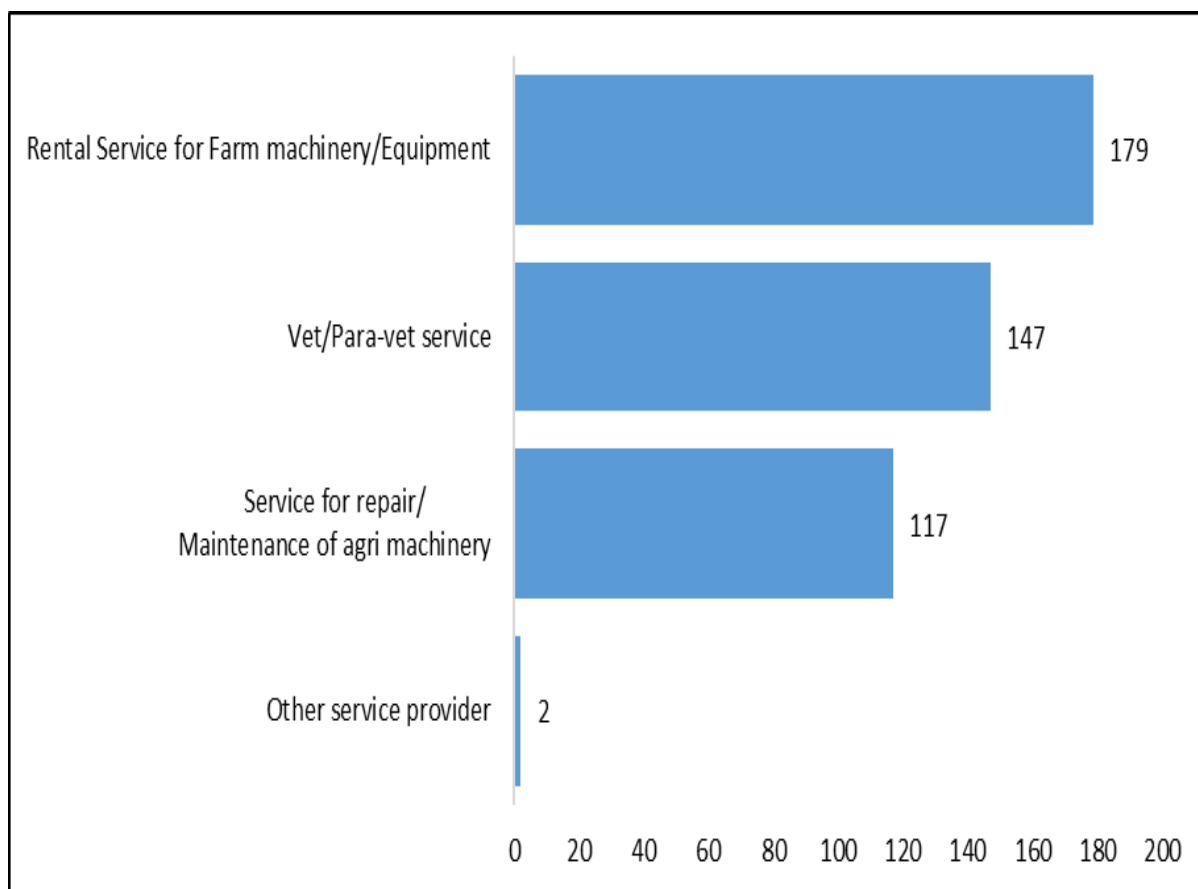


Source: Philippine Statistics Authority, 2022 Census of Agriculture and Fisheries

Service Providers

In terms of agricultural services, rental services of farm machinery/equipment were the common service providers recorded in 179 barangays (42.0 percent), followed by veterinary and para-veterinary service providers offered in 147 barangays (34.5 percent). (Figure 5)

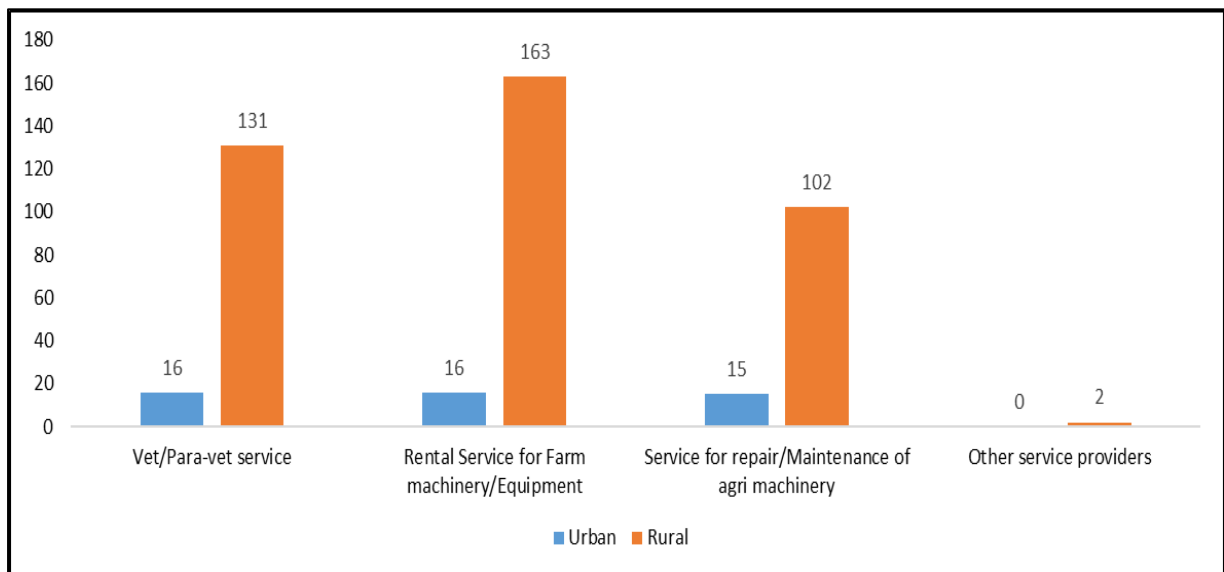
Figure 5. Number of Barangays by Type of Agricultural Service Providers Present in the Barangay: Oriental Mindoro, 2023



Source: Philippine Statistics Authority, 2022 Census of Agriculture and Fisheries

By urban-rural classification, majority of agricultural services were concentrated in rural barangays in 2023. (Figure 6)

Figure 6. Number of Barangays by Type of Agricultural Service Providers Present in the Barangay and Urban-Rural Classification: Oriental Mindoro, 2023



Source: Philippine Statistics Authority, 2022 Census of Agriculture and Fisheries

CHARLYN ROMERO-CANTOS, PhD
(Chief Administrative Officer)
Officer-in-Charge
Oriental Mindoro Provincial Statistical Office