

SPECIAL RELEASE

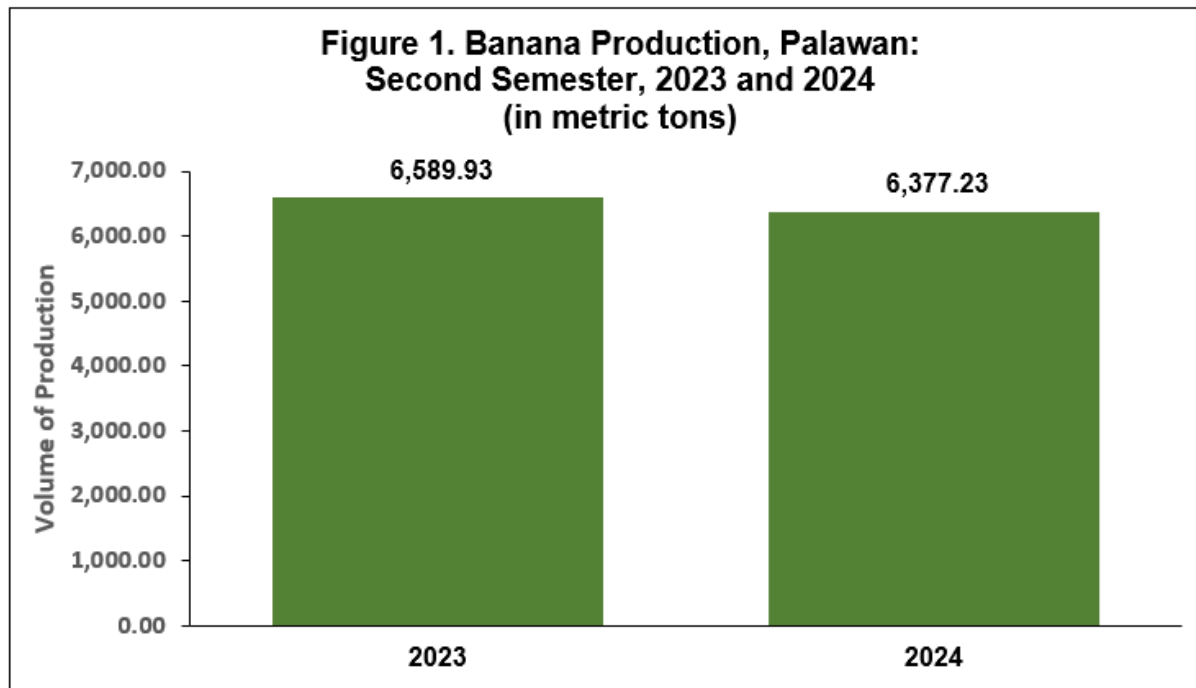
Major Fruit Crops Statistics in Palawan Second Semester 2024

Date of Release: 03 June 2025

Reference No.: 2025-SR-038

Banana

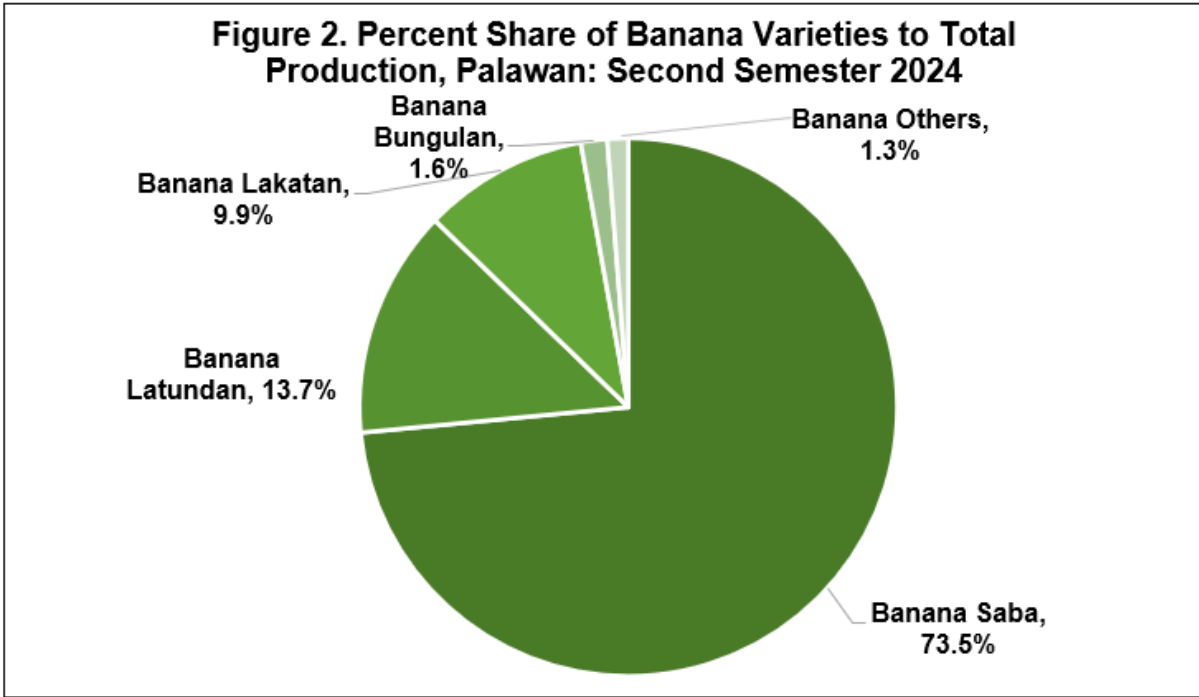
During the period July to December 2024, the production of banana in Palawan declined by 3.2 percent compared with its production in the same period of 2023. The estimated total volume of production at 6,377.23 metric tons decreased by about 212.70 metric tons from the 6,589.93 metric tons output in the same period last year.



Source: Philippine Statistics Authority

Of the total banana production in the province during the second semester of 2024, 73.5 percent of the output came from banana saba. The remaining 26.5 percent was produced from varieties of lakatan, latundan, bungulan and others.

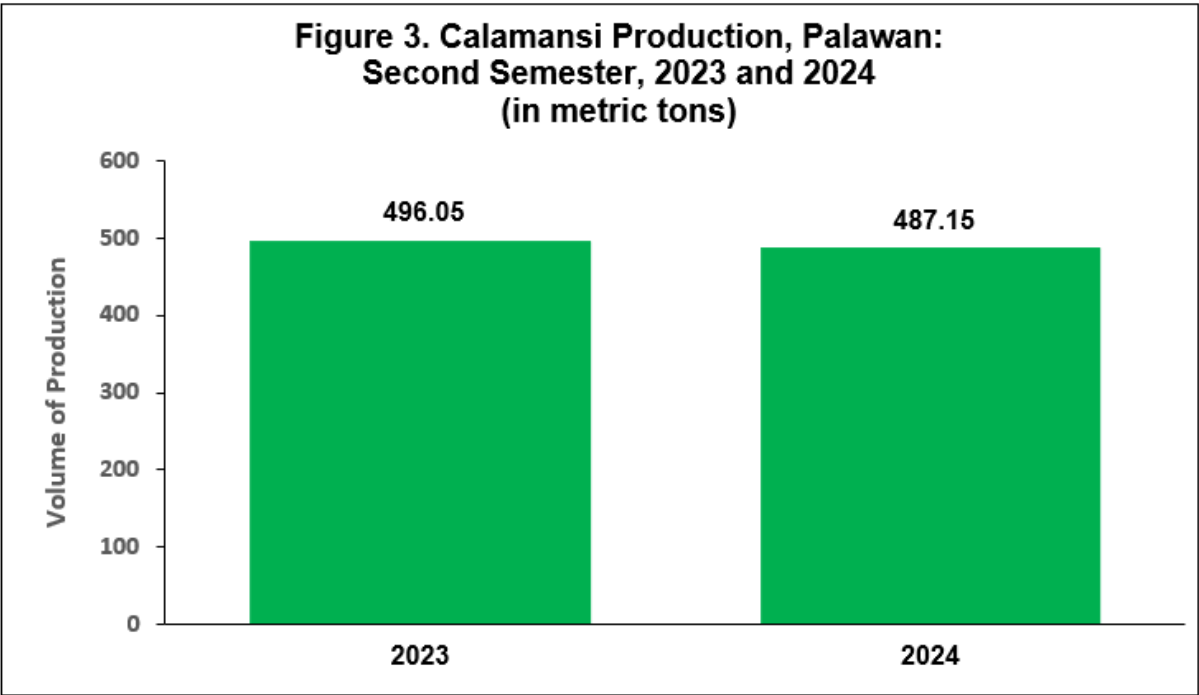




Source: Philippine Statistics Authority

The area planted/harvested for banana reached 4,151.92 hectares during the reference period. This indicates an increase of 9.6 percent from the reported area of 3,788.84 hectares in the second semester of 2023.

Calamansi



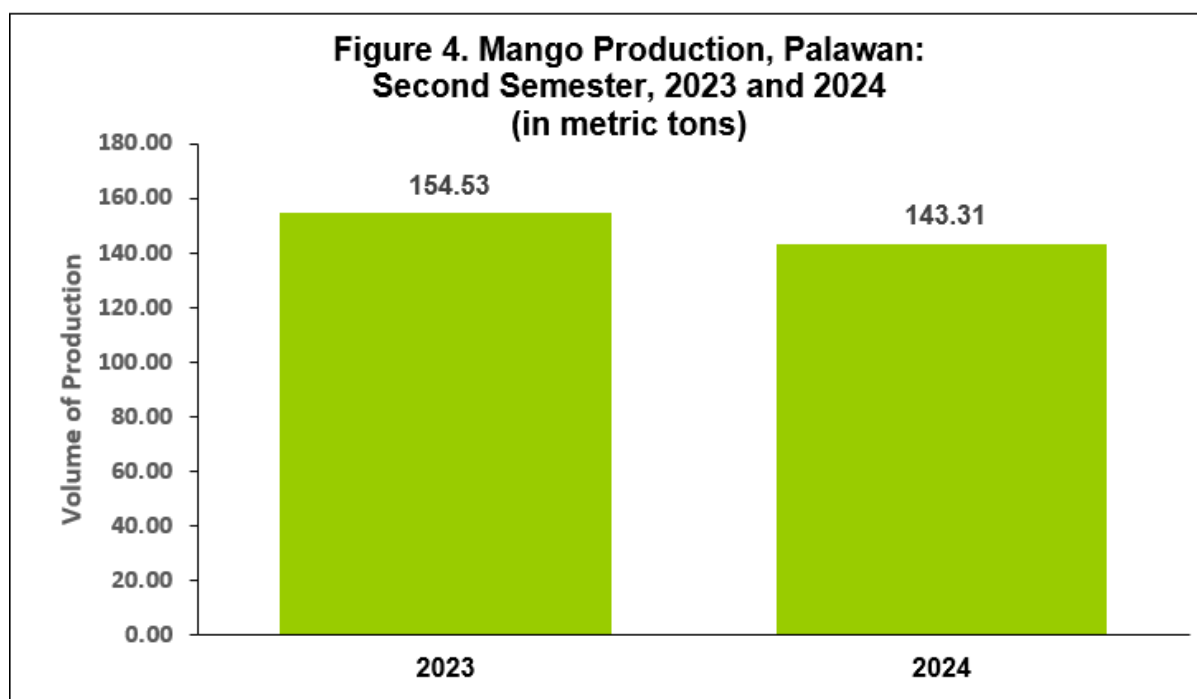
Source: Philippine Statistics Authority

Calamansi production in Palawan declined by about 1.8 percent during the second semester of 2024. This year's total volume of production of 487.15 metric tons was about 8.90 metric tons lower than the 496.05 metric tons production in the same period of last year.

From July to December 2024, the area planted/harvested for calamansi was estimated at 365.00 hectares, which showed an increase of 107.2 percent from the 176.17 hectares level in the same period of 2023.

Mango

The production of mango in the province of Palawan during the second semester of 2024 was recorded at 143.31 metric tons, which registered a decline of 7.3 percent when compared to the reported output of 154.53 metric tons during the same period of the previous year.

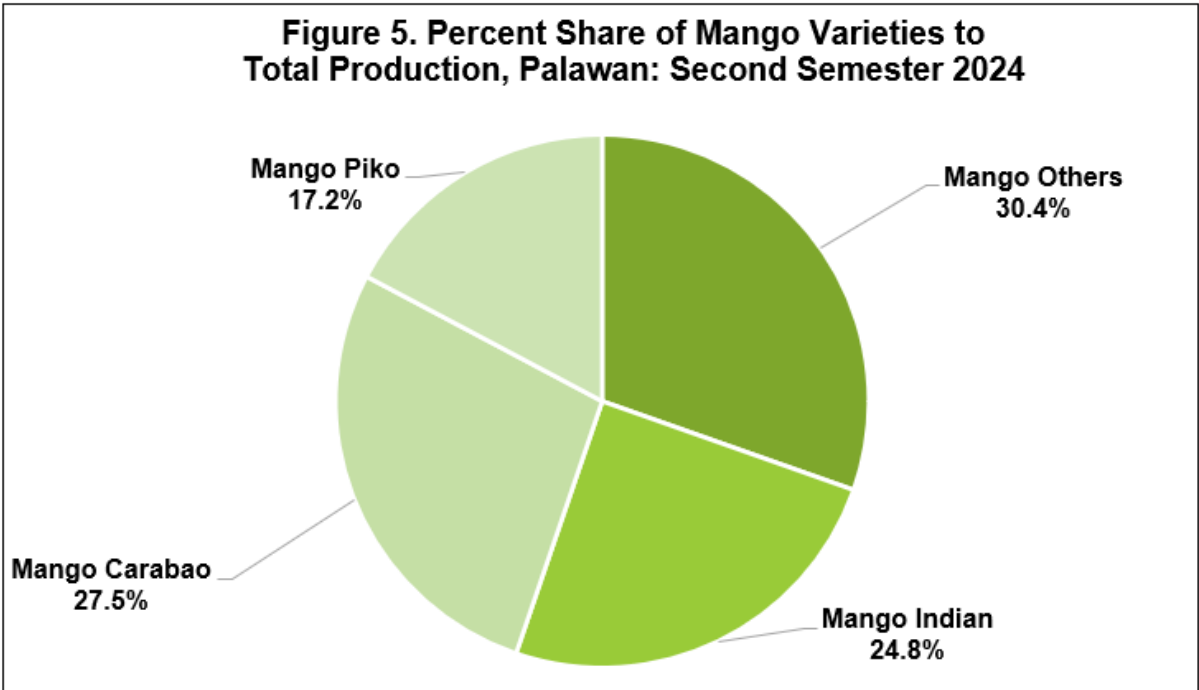


Source: Philippine Statistics Authority

The area planted/harvested for mango from July to December 2024 decreased to 1,292.68 hectares or a decline of 12.3 percent from the reported 1,474.50 hectares in the same period of 2023.

Of the total mango production in province for the second semester of 2024, 24.8 percent of the output came from mango indian, 27.5 percent from mango carabao, 17.2 percent from mango piko, and 30.4 percent from mango others.

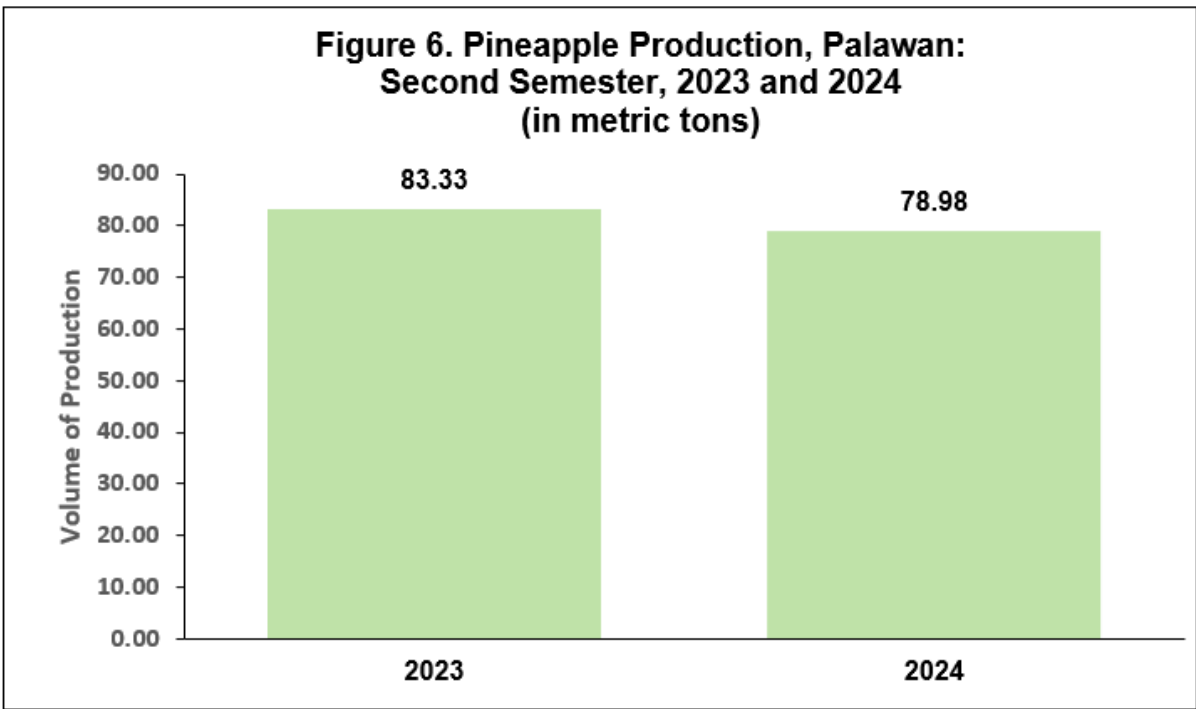




Source: Philippine Statistics Authority


Pineapple

The production of pineapple in Palawan reported a decline of 5.2 percent in the second semester of 2024 compared to the same semester output in 2023. The total volume of production estimated at 78.98 metric tons, increased by about 4.35 metric tons than the 83.33 metric tons recorded output in the same semester of the previous year.



Source: Philippine Statistics Authority

The area planted/harvested for pineapple from July to December 2024 decreased to 43.55 hectares or by 48.0 percent from the reported area of 83.80 hectares in the second semester of 2023.


DONNA MARIE D. MOBE
(Supervising Statistical Specialist)
Officer-in-Charge
Palawan Provincial Statistical Office

Technical Notes

Data on major fruit crops presented in this special release were obtained from the Crops Production Survey (CrPS) conducted by the Philippine Statistics Authority (PSA)-Provincial Statistical Office (PSO) in the province. The survey targeted the fruit crops farming households as respondents. The generated quarterly production of all sectors was included in the quarterly data review and validation. After data validation, Production, Area Harvested and Bearing Tress/Hills and Vines estimates, and farmgate prices for crops other than palay and corn at the national and sub-national levels are made available to data users.

DEFINITION OF TERMS

Crop Production refers to the quantity produced and harvested for a particular crop during the reference period. It includes those measured but damaged, stolen, given away, consumed, given as harvesters' share, and reserved. Also included are those production from "pakyaw" and "contract growers". On the other hand, excluded are those produced but not harvested for whatever reason/s.

Operator is a person who takes the technical and administrative responsibility of managing the day-to-day farm operation. He/she is responsible for making the decisions of the operation, including the management and supervision of hired labor. The operator may work alone or with members of his/her household or may employ others to work.



Area planted is the actual physical area planted measured in hectares. This generally applies to area reported for permanent crops and multi-harvest temporary crops.

Area harvested is the actual area from which harvests are realized expressed in hectares. This excludes the crop area which was totally damaged. It may be smaller than the area planted. In crops statistics, this applies to mono-harvest temporary crops.

Standing Crops are crops already planted as of the end of the reference quarter and are expected to be harvested within the next three months for temporary crops. For permanent crops, standing crops include those trees/hills/vines that previously borne fruits and are expected to bear fruits.

