

SPECIAL RELEASE

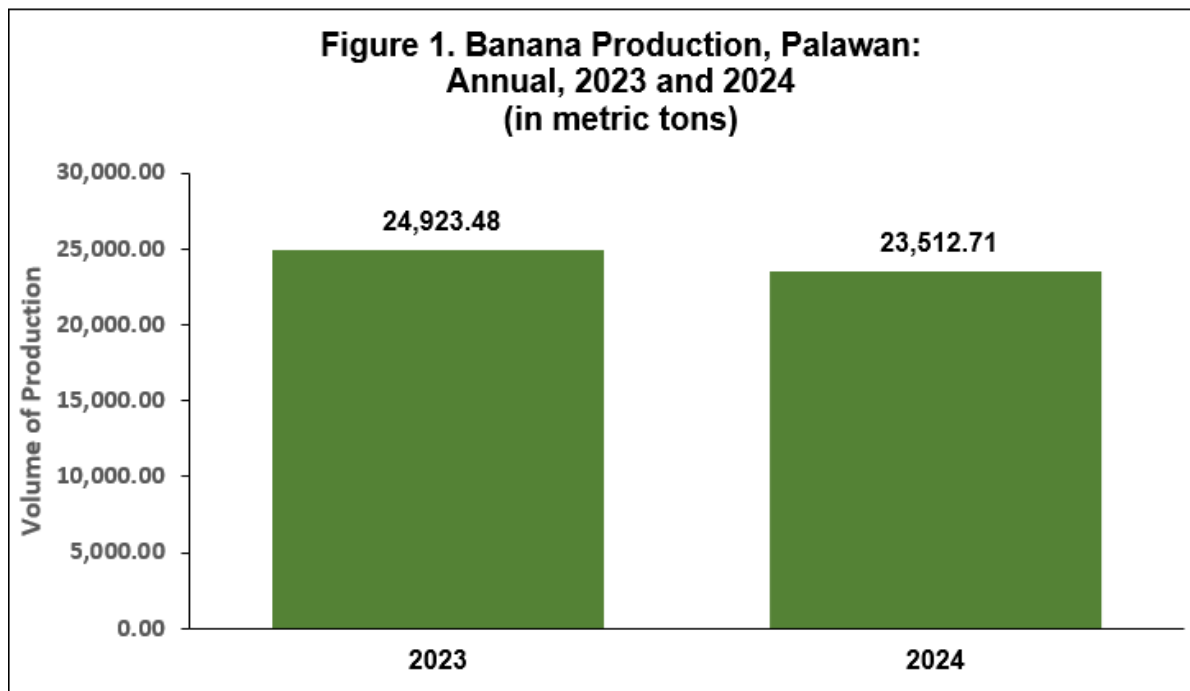
Major Fruit Crops Statistics in Palawan Annual 2024

Date of Release: 04 June 2025

Reference No.: 2025-SR-039

Banana

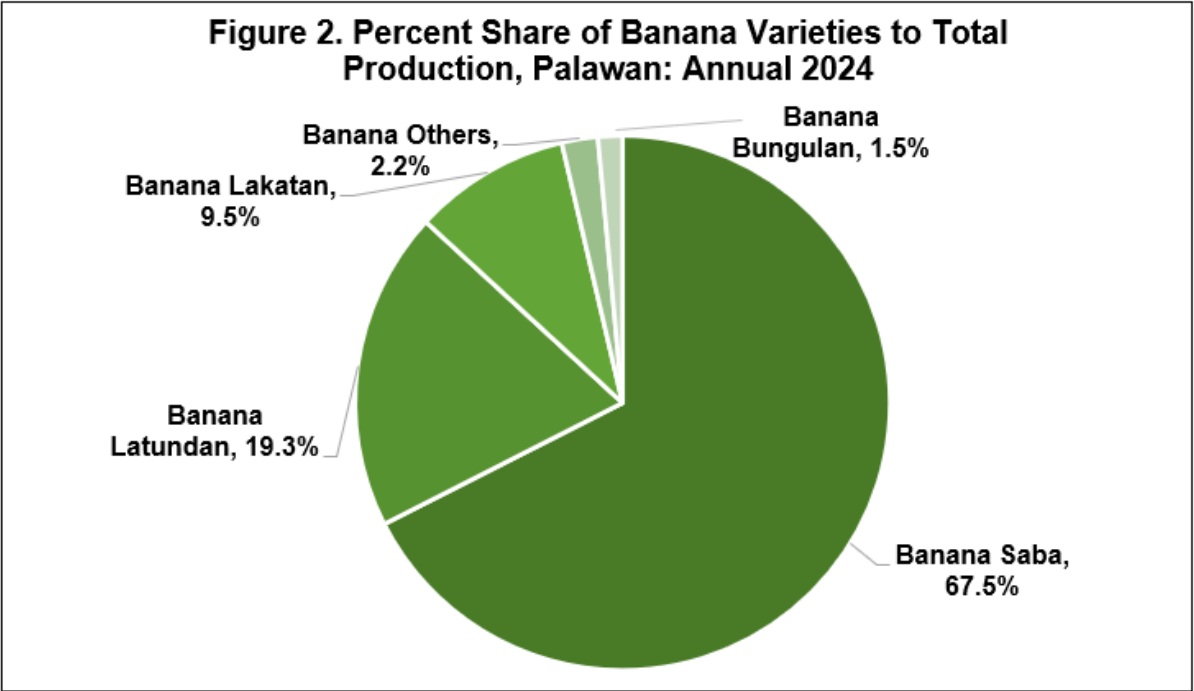
The production of banana in Palawan in 2024 declined by 5.7 percent compared with its production in 2023. The 23,512.71 metric tons estimated total volume of production this year decreased by about 1,410.77 metric tons from the reported 29,923.48 metric tons output in the past year.



Source: Philippine Statistics Authority

Of the total banana production in the province in 2024, 67.5 percent of the output came from banana saba. The remaining 32.5 percent was produced from varieties of lakatan, latundan, bungulan and others.

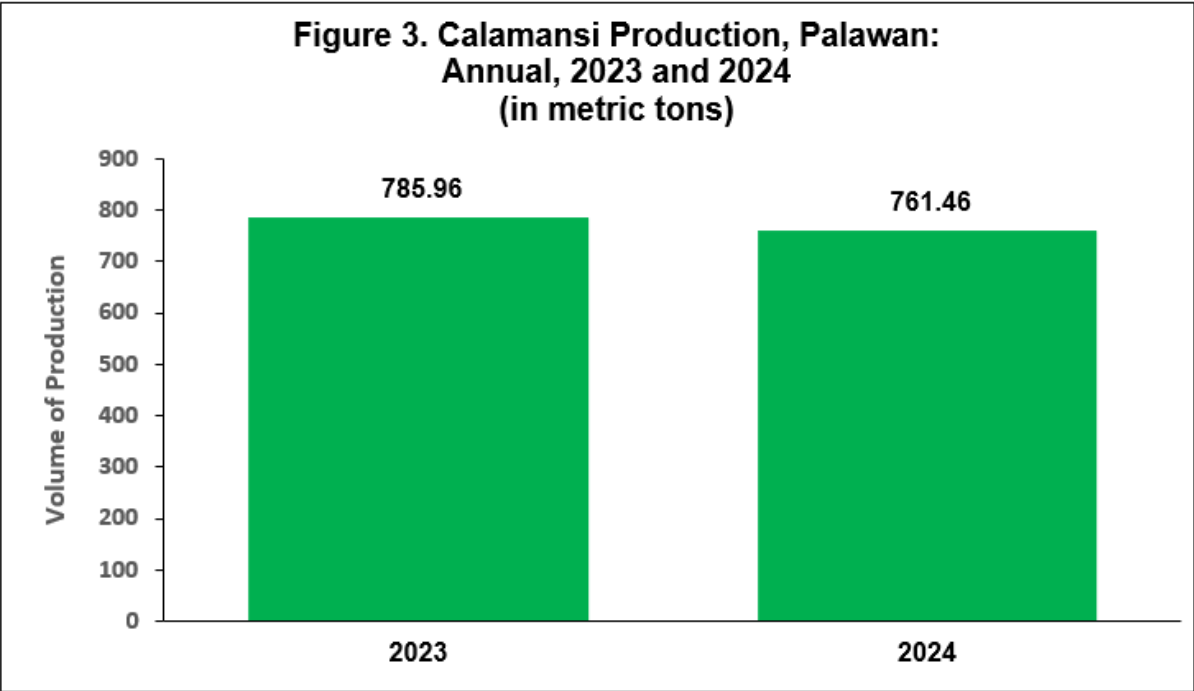




Source: Philippine Statistics Authority

The area planted/harvested for banana reached 4,151.92 hectares during the reference period. This indicates an increase of 3.7 percent from the reported area of 4,005.61 hectares in 2023.

Calamansi



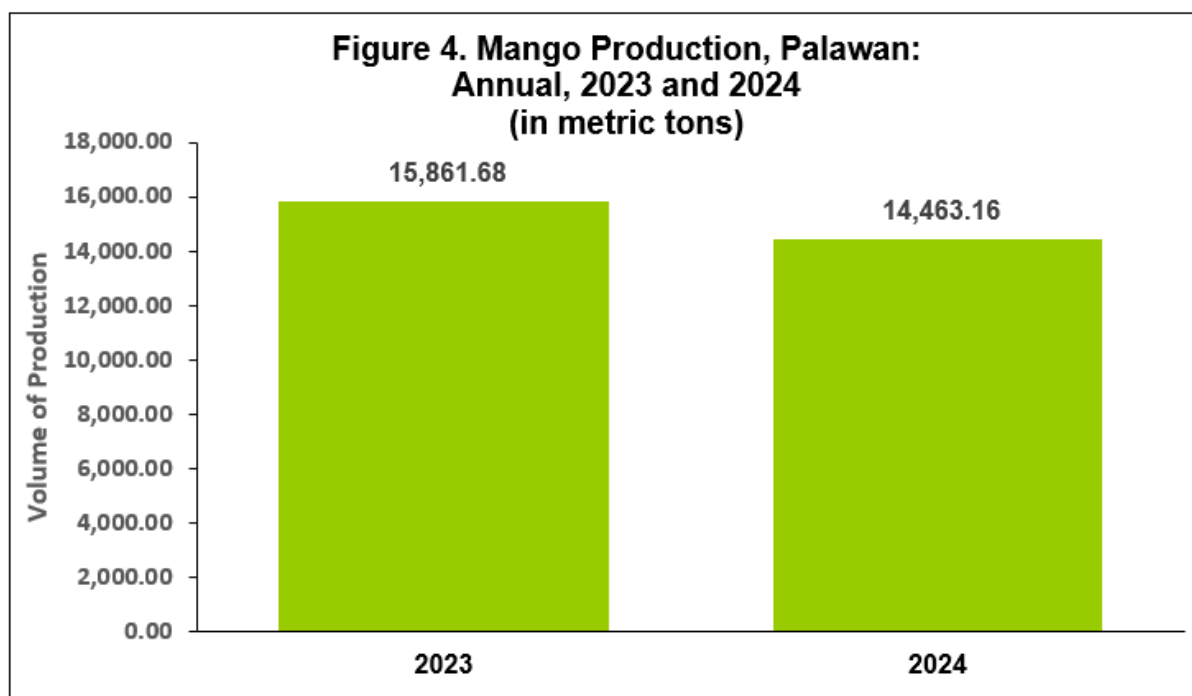
Source: Philippine Statistics Authority

The production of calamansi in the province declined by about 3.1 percent in 2024. This year's total volume of production of 761.46 metric tons was about 24.50 metric tons lower than the 785.96 metric tons production last year.

From January to December 2024, the area planted/harvested for calamansi was estimated at 365.00 hectares, which showed a decline of 1.1 percent from the 369.10 hectares level in January to December 2023.

Mango

In 2024, the production of mango in Palawan was recorded at 14,463.16 metric tons, which registered a decline of 8.8 percent when compared to the reported 2023 output of 15,861.68 metric tons.

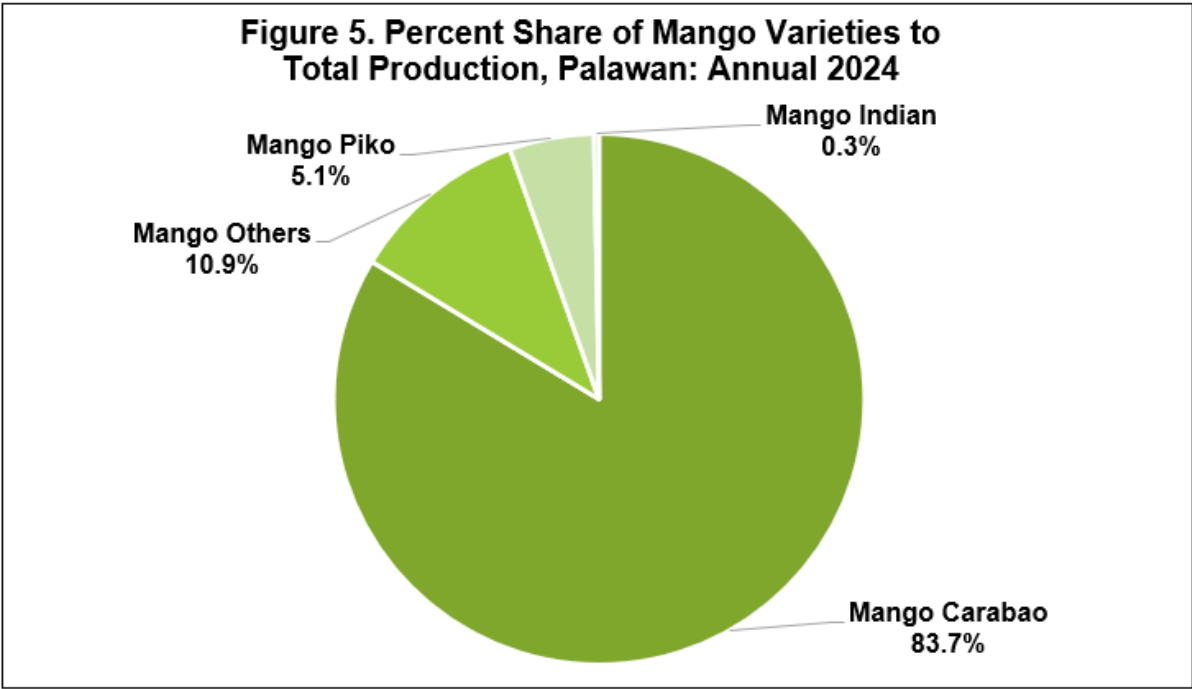


Source: Philippine Statistics Authority

The area planted/harvested for mango from January to December 2024 decreased to 1,477.77 hectares or a decline of 0.4 percent from the reported 1,483.80 hectares in 2023.

Of the total mango production in province in 2024, 83.7 percent of the output came from mango carabao, 5.1 percent from mango piko, 0.3 percent from mango, and 10.9 percent from mango others.

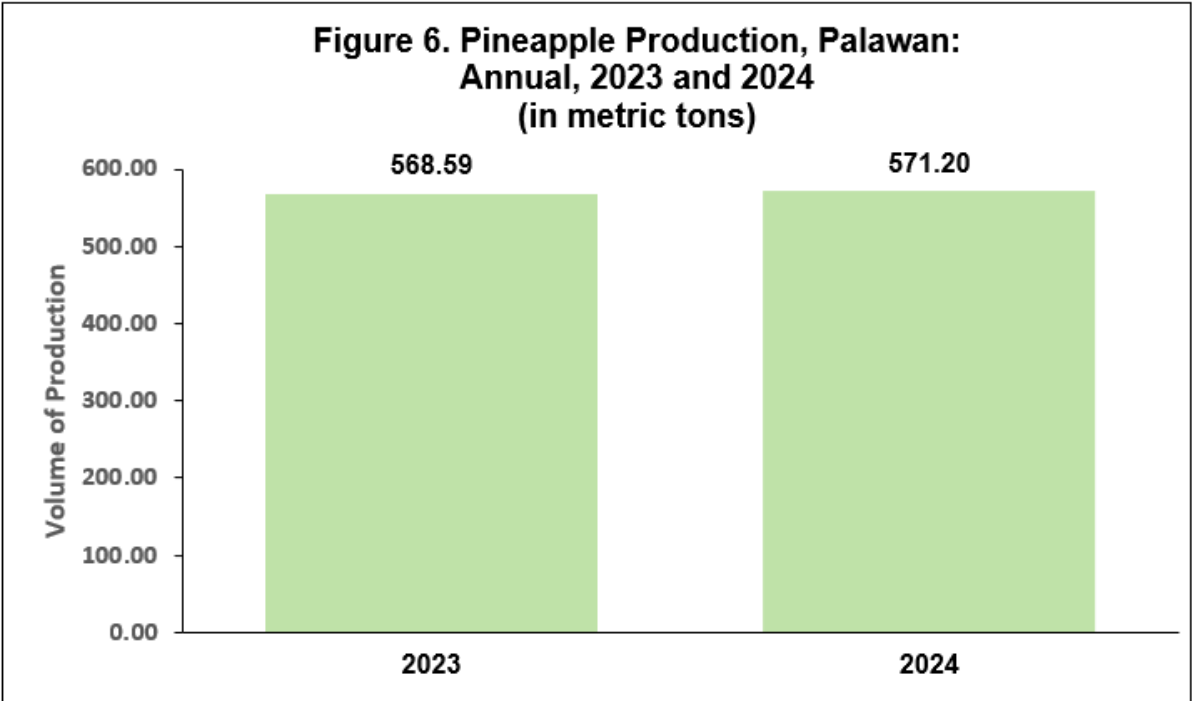




Source: Philippine Statistics Authority


Pineapple

The production of pineapple in Palawan reported an increase of 0.5 percent in 2024 compared to the output in 2023. The total volume of production estimated at 571.20 metric tons, increased by about 2.61 metric tons than the 568.59 metric tons recorded output in the previous year.



Source: Philippine Statistics Authority

The area planted/harvested for pineapple from January to December 2024 decreased to 43.55 hectares or by 48.1 percent from the reported area of 83.91 hectares in the past year.


DONNA MARIE D. MOBE
(Supervising Statistical Specialist)
Officer-in-Charge
Palawan Provincial Statistical Office

Technical Notes

Data on major fruit crops presented in this special release were obtained from the Crops Production Survey (CrPS) conducted by the Philippine Statistics Authority (PSA)-Provincial Statistical Office (PSO) in the province. The survey targeted the fruit crops farming households as respondents. The generated quarterly production of all sectors was included in the quarterly data review and validation. After data validation, Production, Area Harvested and Bearing Tress/Hills and Vines estimates, and farmgate prices for crops other than palay and corn at the national and sub-national levels are made available to data users.

DEFINITION OF TERMS

Crop Production refers to the quantity produced and harvested for a particular crop during the reference period. It includes those measured but damaged, stolen, given away, consumed, given as harvesters' share, and reserved. Also included are those production from "pakyaw" and "contract growers". On the other hand, excluded are those produced but not harvested for whatever reason/s.

Operator is a person who takes the technical and administrative responsibility of managing the day-to-day farm operation. He/she is responsible for making the decisions of the operation, including the management and supervision of hired labor. The operator may work alone or with members of his/her household or may employ others to work.



Area planted is the actual physical area planted measured in hectares. This generally applies to area reported for permanent crops and multi-harvest temporary crops.

Area harvested is the actual area from which harvests are realized expressed in hectares. This excludes the crop area which was totally damaged. It may be smaller than the area planted. In crops statistics, this applies to mono-harvest temporary crops.

Standing Crops are crops already planted as of the end of the reference quarter and are expected to be harvested within the next three months for temporary crops. For permanent crops, standing crops include those trees/hills/vines that previously borne fruits and are expected to bear fruits.

