

SPECIAL RELEASE

Highlights of the 2023 Women and Men in the MIMAROPA Region

Date of Release: 31 March 2025

Reference No.: 2025-SR-32

Explanatory Notes

The 2023 Statistical Handbook on Women and Men in MIMAROPA is a gender statistical resource published by the Philippine Statistics Authority – Regional Statistical Services Office MIMAROPA (PSA RSSO MIMAROPA). The handbook presents the most recent gender-disaggregated data across various sectors, providing a reliable reference for crafting policies and programs that promote gender equality and inclusivity in the MIMAROPA region. This advances gender-responsive planning and policy formulation, which may result to Gender and Development (GAD) initiatives at the subnational level.

Sex ratio in the MIMAROPA Region stands at 104 males per 100 females

Based on the results of 2020 Census of Population and Housing conducted by the Philippine Statistics Authority, there were 3,228,558 people in the MIMAROPA Region as of 12:01 a.m. of 01 May 2020, of which 48.8 percent were women and the remaining 51.2 percent were men. This translates to a sex ratio of 104 men for every 100 women. (Table 1)

**Table 1. Total Population by Sex and by Province / Highly Urbanized City
MIMAROPA Region, 2020**

Province and Highly Urbanized City	Both Sexes	Female		Male	
		No.	Pct.	No.	Pct.
MIMAROPA Region	3,228,558	1,575,616	48.8	1,652,942	51.2
Marinduque	239,207	118,615	49.6	120,592	50.4
Occidental Mindoro	525,354	253,904	48.3	271,450	51.7
Oriental Mindoro	908,339	448,181	49.3	460,158	50.7
Palawan ^{1/}	939,594	451,313	48.0	488,281	52.0
Romblon	308,985	152,556	49.4	156,429	50.6
City of Puerto Princesa	307,079	151,047	49.2	156,032	50.8

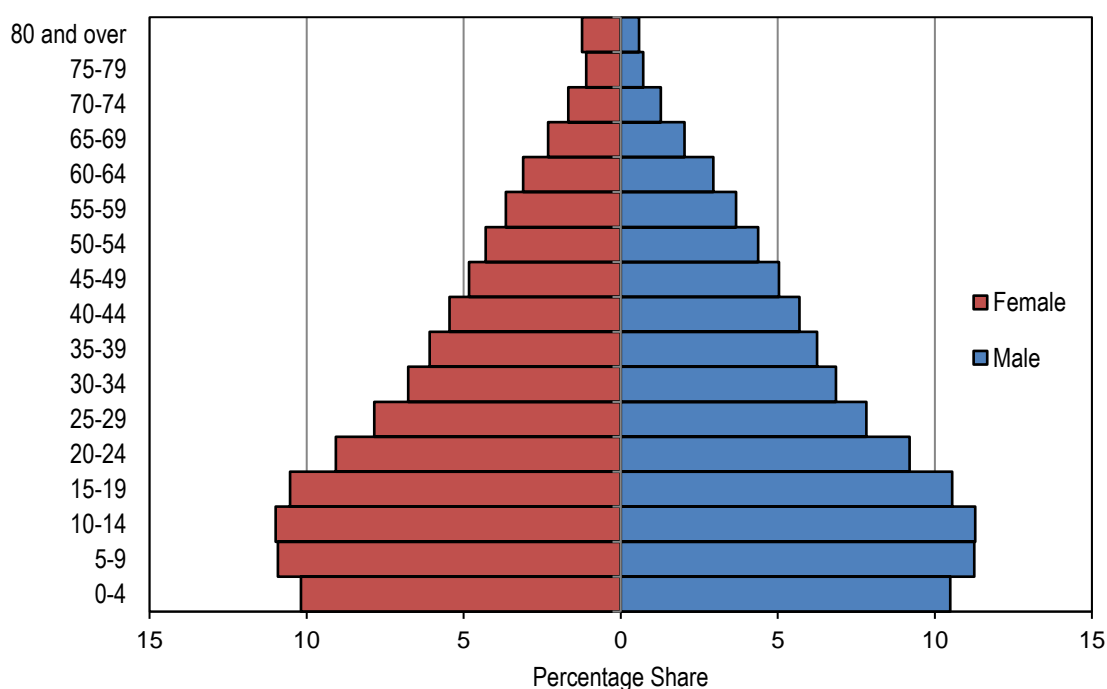
Note: 1/ Excluding the highly urbanized City of Puerto Princesa

Source: Philippine Statistics Authority, 2020 Census of Population and Housing

Household population refers to the number of people living together in a housing unit with a common arrangement in the preparation and consumption of food. This excludes people residing in institutional settings like hotels / lodging houses / dormitories, hospital and nurses' homes, welfare institutions, corrective and penal institutions, convents / nunneries / seminaries / boarding schools, military camps and stations, and public works camps. In the MIMAROPA Region, household population comprised 99.5 percent of the region's total population, with 3,212,287 people living in households. Of these, 1,573,463 people were female (49.0%) while 1,638,824 people were male (51.0%).

Looking into the age group of MIMAROPA Region's household population, young people with age below 15 years old, comprised 1,045,884 people or 32.6 percent of the region's household population. In this age group, young women had a share of 48.2 percent. Similarly, women had a lower proportion from the age group 15 to 59 years old at 48.6 percent. In contrast, female senior citizens posted a greater percentage of 54.5 percent among the region's household population 60 years old and over. (Figure 1)

**Figure 1. Age and Sex Distribution of the Household Population:
MIMAROPA Region, 2020**



Source: Philippine Statistics Authority, 2020 Census of Population and Housing

Two in every five persons in the labor force are women

According to the 2022 Annual Labor Force Survey, about 1.38 million MIMAROPAns were in the labor force out of the region's 2.12 million people 15 years old and over. This translates to 65.4 percent labor force participation rate. (Table 2)

**Table 2. Employment Indicators of Population Aged 15 Years Old and Over
by Sex: MIMAROPA Region, 2022**

Employment Indicators	Number			Rate (in percent)		
	Both Sexes	Female	Male	Both Sexes	Female	Male
Population 15 Years Old and Over	2,115.26	1,034.73	1,080.53			
In the Labor Force	1,384.07	554.06	830.01	65.4	53.5	76.8
Employed	1,322.28	527.02	795.27	95.5	95.1	95.8
Unemployed	61.79	27.05	34.74	4.5	4.9	4.2
Not in the Labor Force	731.19	480.67	250.52	34.6	46.5	23.2

Source: Philippine Statistics Authority, 2022 Labor Force Survey

Women had 40.0 percent share to the population 15 years old and over in the labor force with an estimated 554.06 thousand in 2022. Meanwhile an estimated 830.01 thousand men 15 years old and over have been in the labor force in the same year. Consequently, women's labor force participation rate in 2022 is 53.5 percent, which was 23.3 percentage points lower than men's labor force participation rate of 76.8 percent. (Table 2)

Women constitutes two in every five employed persons and four in every nine unemployed persons

In terms of the number of employed individuals in the region, women accounted to 39.9 percent of the region's 1.32 million employed individuals or an estimated 527.02 thousand employed women. This translates to the regional women's employment rate of 95.1 percent, which was 0.7 percentage point lower than men's regional employment rate of 95.8 percent. (Table 2)

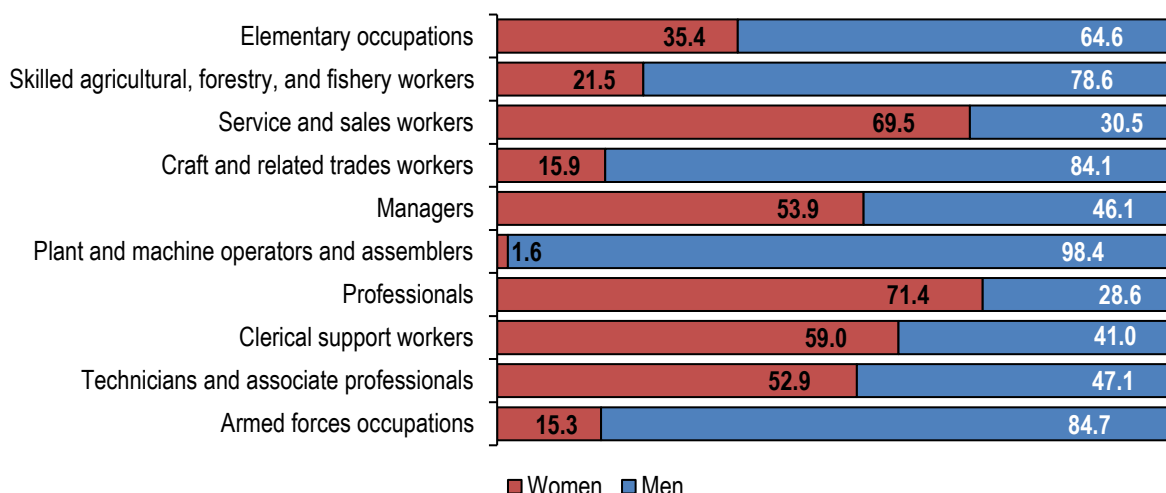
In contrast, an estimated 27.05 thousand unemployed women accounted 43.8 percent of the region's total of 61.79 thousand unemployed individuals in 2022. Women's regional unemployment rate in this year was registered at 4.9 percent, higher by 0.7 percentage point than 4.2 percent of the men's regional unemployment rate. (Table 2)

Seven out of ten employed professionals are women

Out of the 1.32 million employed individuals in the region, an estimated 417.0 thousand or 31.5 percent were engaged in elementary occupations. Of this, women constituted 35.4 percent while men had a greater representation at 64.6 percent. In contrast, employment was the least in the armed forces occupations with an estimated 1.24 thousand individuals. Women had a small share of 15.3 percent while men had the most of the employment at 84.7 percent. (Figure 2 and Table A)

Occupation groups that are women-dominated include service and sales workers with an estimated 170.58 thousand workers (69.5% share), managers at 41.34 thousand personnel (53.9% share), clerical support workers at 28.54 thousand workers (59.0% share), technician and associate professional at 20.43 thousand workers (52.9% share). (Figure 2 and Table A)

Figure 2. Proportion of Employed Women and Employed Men by Major Occupation Group: MIMAROPA Region, 2020



Source: Philippine Statistics Authority, 2022 Labor Force Survey

On the other hand, there more male engaged in elementary occupations with an estimated 269.42 thousand workers (64.6% share), skilled agricultural, forestry, and fishery works at 230.85 thousand workers (78.5% share), craft and related trades at 72.03 thousand workers (84.1% share), plant and machine operation and assembly at 57.27 thousand workers (98.4% share) and in armed forces occupations with an estimated 1.05 thousand personnel (84.7% share). (Figure 2 and Table A)

Two in every five beneficiaries of agricultural programs are women

In 2023, the Department of Agriculture (DA) MIMAROPA recorded a total of 82,641 beneficiaries of its agricultural programs. Women represented 38.6 percent, while men were the remaining 61.4 percent. (Table 3)

Table 3. Number of Beneficiaries and Trainees of DA by Sex and Program, and Proportion of Female / Male Beneficiaries by Program: MIMAROPA Region, 2023

Program	Both Sexes	Female		Male	
		No.	Pct.	No.	Pct.
MIMAROPA Region	82,641	31,933	38.6	50,708	61.4
Rice Program	72,310	26,703	36.9	45,607	63.1
Corn and Cassava Program	2,256	1,236	54.8	1,020	45.2
High Value Commercial	2,985	2,177	72.9	808	27.1
Livestock Program	1,923	292	15.2	1,631	84.8
Organic Program	912	390	42.8	522	57.2
Various Support Devices	2,255	1,135	50.3	1,120	49.7

Source: Department of Agriculture

DA's Rice Program had the largest chunk among its agricultural programs with a share of 87.5 percent. Women had 36.9 percent representation among the Rice Program beneficiaries. (Table 3)

The largest percentage of women beneficiaries and trainees were recorded for the High Value Commercial Program at 72.9 percent or 2,177 out of 2,985 beneficiaries. Other DA programs that are women-dominated are the Corn and Cassava Program (54.8%) and Various Support Devices (50.3%). (Table 3)

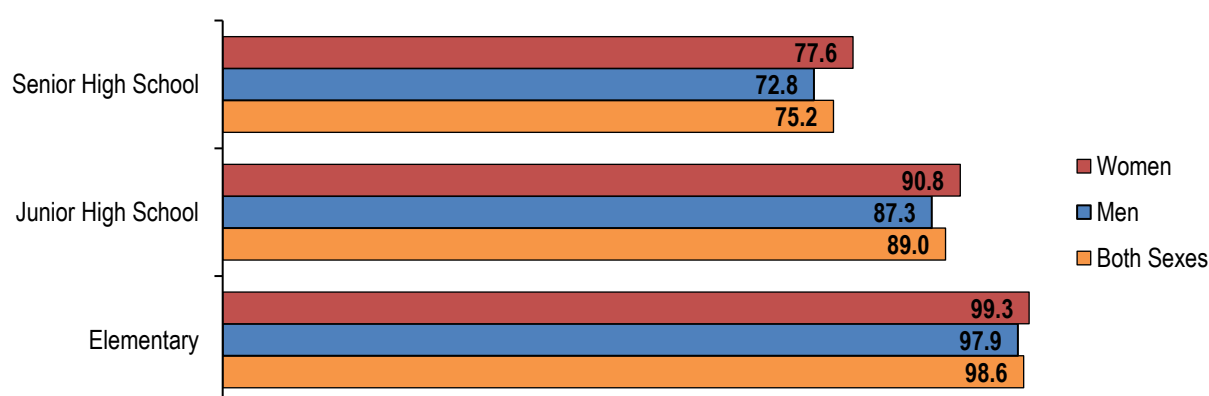
In contrast, DA's Livestock Program had the least number of women beneficiaries and trainees at 292 out of the program's 1,923 beneficiaries. The said program also had the least proportion of women beneficiaries among all DA programs. (Table 3)

More women completed their basic education studies than men

For school year 2022 to 2023, a larger percentage of women in the MIMAROPA Region completed their school year, according to Department of Education. Completion rate was recorded highest in elementary level at 98.6 percent. Women had the larger percentage of completion in elementary level at 99.3 compared to men with 97.6 percent. (Figure 3)

Moreover, in senior high school, women recorded a 77.6 percent completion higher than men at 72.8 percent. This level also showed the lowest completion rate at 75.6 percent. (Figure 3)

Figure 3. Completion Rate in Public and Private Schools by Sex and Level: MIMAROPA Region, School Year 2022-2023



Source: Department of Education MIMAROPA

Largest percentage of women graduate under TVET program on garments

In the MIMAROPA Region, there were more men graduates of Technical and Vocational Education and Training (TVET) programs at 17,152 with a share of 56.2 percent of the total graduates. Men-dominated clusters were metal and engineering (1,962 male graduates, 86.5% share), construction (1,765 male graduates, 87.5% share), electronics (2,297 male graduates, 59.8% share), health, social and other communication

(1,100 male graduates, 50.4% share), communication and information technology (607 male graduates, 59.6% share), and maritime (169 male graduates, 97.7% share). (Table 4)

Agriculture and Fishery cluster had the highest number of graduates in all TVET programs with 8,193 graduates. This cluster was women-dominated with 4,242 female graduates (51.8% share), while men totaled to 3,951 graduates (48.2% share). Moreover, the garments cluster had the largest percentage of female graduates, where 400 out of 461 graduates were women (86.8% share). Other TVET programs that are women-dominated include processed food and beverages (1,175 female graduates, 76.4% share), tourism (3,071 female graduates, 65.2% share), and garments were dominated by women. (Table 4)

Table 4. Number of Graduates of TVET Programs by Sex and Cluster Program, and Proportion of Female / Male Graduates by Cluster Program: MIMAROPA Region, Calendar Year 2022-2023

Program	Both Sexes	Female		Male	
		No.	Pct.	No.	Pct.
MIMAROPA Region	30,523	13,371	43.8	17,152	56.2
Agriculture and Fishery	8,193	4,242	51.8	3,951	48.2
Processed Food and Beverages	1,538	1,175	76.4	363	23.6
Tourism (including Hotel and Restaurant)	4,712	3,071	65.2	1,641	34.8
Metal and Engineering	2,268	306	13.5	1,962	86.5
Garments	461	400	86.8	61	13.2
Construction	2,017	252	12.5	1,765	87.5
Communication / Information Technology	1,019	412	40.4	607	59.6
Electronics	3,844	1,547	40.2	2,297	59.8
Maritime	173	4	2.3	169	97.7
Health, Social and Other Communication	2,184	1,084	49.6	1,100	50.4
Automotive and Land Transportation	-	-	-	-	-
Heating, Ventilation, Air Conditioning and Refrigeration	4,022	857	21.3	3,165	78.7
Agriculture and Fishery	92	21	51.8	71	48.2

Note: Dash means no available data.

Source: Technical Education and Skills Development Authority MIMAROPA

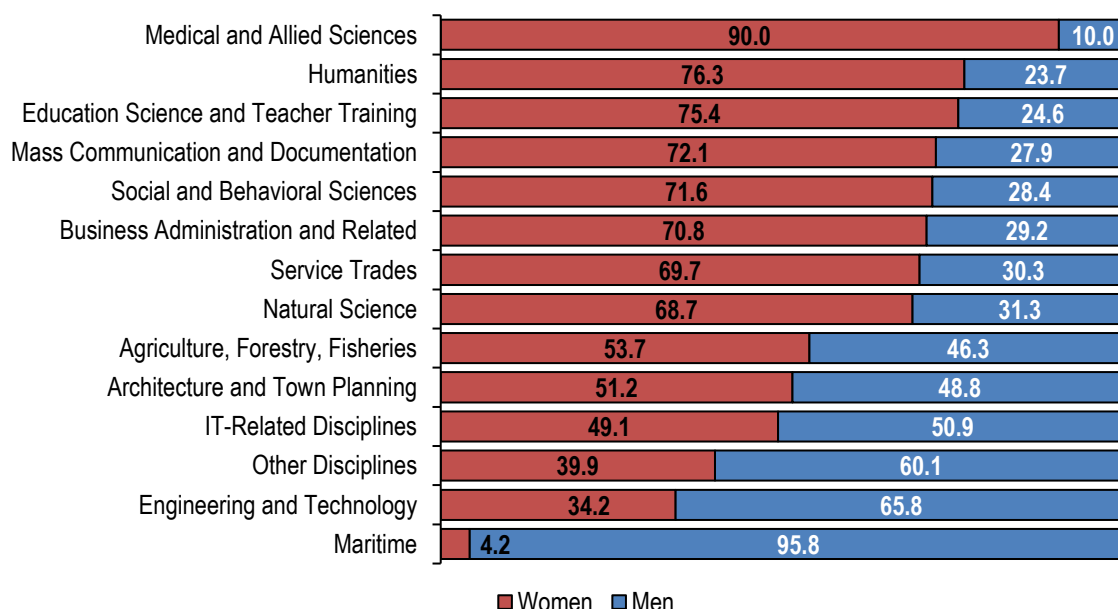
Women alumni outnumbered men in most major disciplines

There were 18,215 graduates of tertiary education in the MIMAROPA Region for the academic year 2022 to 2023. Of these, women accounted for the larger percentage share of 62.0 percent while men comprised the remaining 38.0 percent. (Figure 4)

Top three tertiary disciplines with women-dominated graduates during this academic year include medical and allied sciences (90.0%), humanities (76.3%), and education science and teacher training (75.4%). On the other hand, these three disciplines with men-

dominated graduates include maritime (95.8%), engineering and technology (65.8%), and Information Technology (IT) related disciplines (50.9%). (Figure 4)

Figure 4. Proportion of Female and Male Graduates in Tertiary Education by Discipline Group and Sex: MIMAROPA Region, Academic Year 2022-2023



Source: Commission on Higher Education MIMAROPA

Women were infected the least from HIV

There were 312 recorded cases of Human Immunodeficiency Virus (HIV) infections in the MIMAROPA Region. Majority of these cases involved men, accounting to 94.6 percent while the remaining 16.7 percent were women. (Table 5)

Table 5. Number of Cases of HIV Infections by Sex and Proportion of Female / Male Cases by Province and Highly Urbanized City: MIMAROPA Region, 2023

Province and Highly Urbanized City	Both Sexes	Female		Male	
		No.	Pct.	No.	Pct.
MIMAROPA Region	312	17	5.4	295	94.6
Marinduque	6	1	16.7	5	83.3
Occidental Mindoro	37	1	2.7	36	97.3
Oriental Mindoro	158	6	3.8	152	96.2
Palawan ^{1/}	71	6	8.5	65	91.5
City of Puerto Princesa	14	3	21.4	11	78.6
Romblon	26	-	-	26	100.0

Note: Dash means zero.

^{1/} Excluding the highly urbanized City of Puerto Princesa

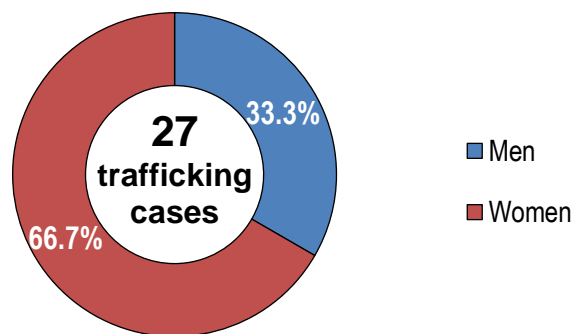
Source: Department of Health MIMAROPA, Nutrition Unit - Local Health Support Division

Moreover, the province of Oriental Mindoro showed the highest cases of HIV infections in the region, inclusive of cases from Calapan City which totaled to 158 cases or 50.6 percent of the individuals with HIV infection in the region. (Table 5)

Two-thirds of trafficked victims are women

According to the Department of Social Welfare and Development (DSWD) MIMAROPA, two out of three trafficked victims in MIMAROPA were women. A total of 27 cases of trafficking were reported in the region, 66.7 percent of these were women victims and 33.3 percent of the total victims were men. Among provinces, only Palawan (70.4%) and Occidental Mindoro (29.6%) had reported cases of trafficked victims. (Figure 5 and Table B)

Figure 5. Percentage Distribution of Trafficked Victims Served through Crisis Intervention Unit by Sex: MIMAROPA Region, 2023



Source: Department of Social Welfare and Development MIMAROPA

Nine of out ten children in need of special protection are women

In 2023, reported cases of children in need of special protection totaled to 226. Female children were the most vulnerable with 207 cases or 91.6 percent while the remaining 8.4 percent were male children. (Figure 6)

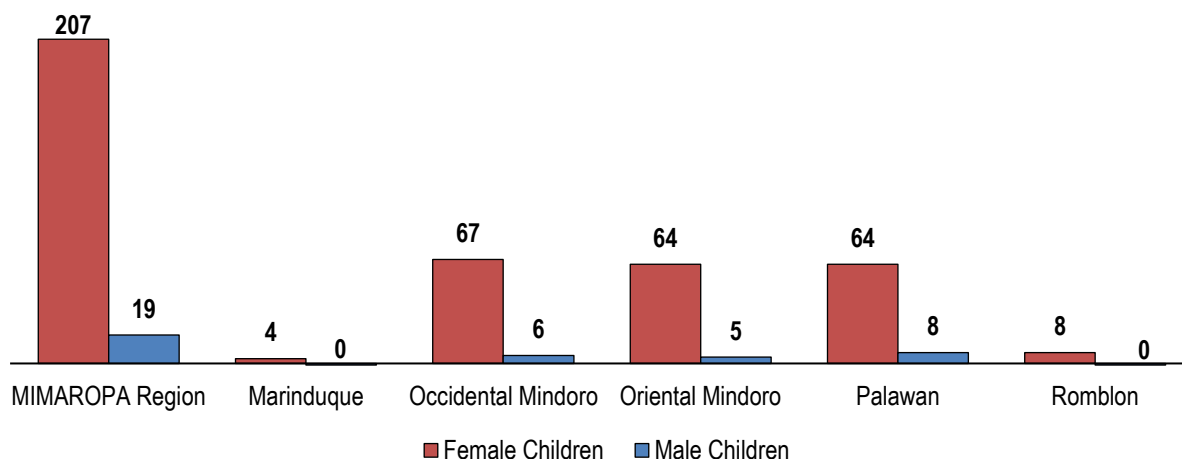
Among provinces in the region, Occidental Mindoro had the highest number of children in need of special protection with a total of 73 cases (32.3%). Of these, 67 were female children which accounted to 91.8 percent share. Meanwhile, only six (6) male children in the said province who are in need of special protection. It is worth noting that all provinces in the region showed a higher number of women in need of special protection. (Figure 6)

More than half of justice professionals are women

Under public life, a total of 121 justice professionals were recorded in the region. The number of government lawyer and judges almost equaled at 60 and 61, respectively. Additionally, women dominated the justice professionals at 53.7 percent or 65 in number. (Table C)

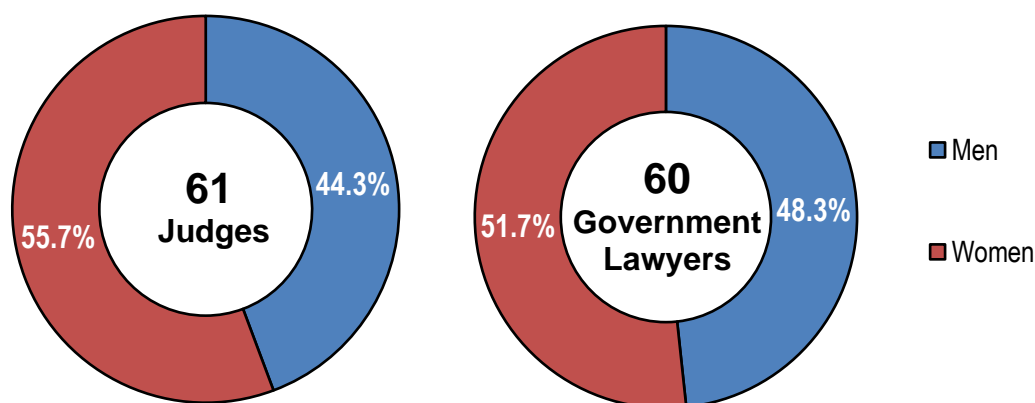
Among the government lawyers, 51.7 percent were women while 48.3 percent were men. On the other hand, majority of the judges or 55.7 percent were women while men accounted to 44.3 percent. (Figure 7)

Figure 6. Number of Reported Cases of Children in Need of Special Protection Served by the DSWD by Sex and Province: MIMAROPA Region, 2023



Source: Department of Social Welfare and Development MIMAROPA

Figure 7. Proportion of Justice Professionals in Government by Sex and Profession: MIMAROPA Region, 2023



Source: Public Attorney's Office

One in every four fire personnel is female

In the MIMAROPA Region, the number of fire personnel was recorded at 1,177 in 2023. Of this, 74.4 percent were men while women got the lower share of only 25.6 percent. (Table 6)

Among Field Offices of the Bureau of Fire and Protection MIMAROPA, the Field Office of Oriental Mindoro registered the highest number of 312 fire personnel (26.5%). On the

other hand, the MIMAROPA Regional Office with 86 fire personnel (7.3%) got the lowest percentage share. (Table 6)

Table 6. Number of Fire Personnel and Proportion of Female / Male Personnel by Field Office: MIMAROPA Region, 2023

Field Office	Both Sexes	Female		Male	
		No.	Pct.	No.	Pct.
MIMAROPA Region	1,177	301	25.6	876	74.4
Regional Office	86	27	31.4	59	68.6
Marinduque	103	20	19.4	83	80.6
Occidental Mindoro	173	34	19.7	139	80.3
Oriental Mindoro	312	84	26.9	228	73.1
Palawan	307	94	30.6	213	69.4
Romblon	196	42	21.4	154	78.6

Source: Bureau of Fire Protection MIMAROPA

One in every 20 persons deprived of liberty is a woman

In 2023, the jail population in the MIMAROPA Region reached 2,022 persons deprived of liberty (PDLs). Of these, 96.2 percent were detained while the remaining 3.8 percent were already sentenced. Among these total number of PDLs, 97 were women with a corresponding 4.8 percent share to the regional jail population. Meanwhile, the remaining 95.2 percent of the jail population were male PDLs. (Table 7)

Table 7. Number of Persons Deprived of Liberty by Sex and Classification: MIMAROPA Region, 2023

Classification	Both Sexes	Female		Male	
		No.	Pct.	No.	Pct.
Total	2,022	97	4.8	1,925	95.2
Sentenced	76	10	13.2	66	86.8
Detained	1,946	87	4.5	1,859	95.5

Source: Bureau of Jail Management and Penology MIMAROPA

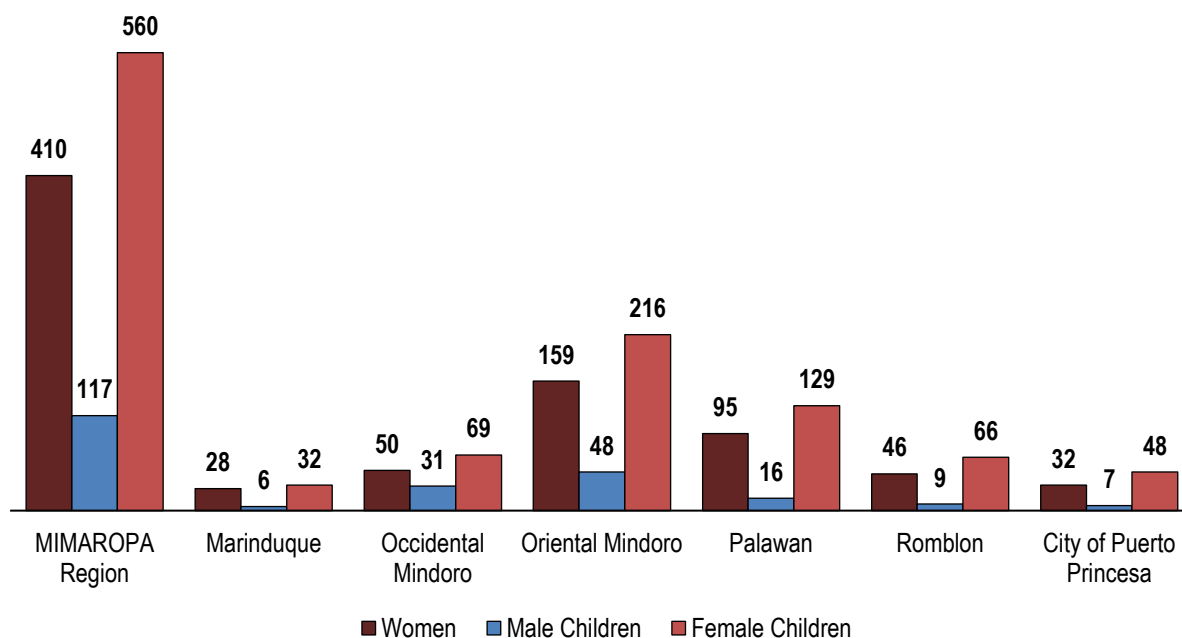
Among women PDLs, 87 were not yet sentenced in 2023. This constitutes 4.5 percent of the total PDLs classified as detained. Meanwhile, the remaining ten (10) women PDLs were sentenced and had 13.2 percent share to the total sentenced PDLs in the region. (Table 7)

Abuse mostly happens to female children

In 2023, a total of 1,087 abuse cases were reported in the MIMAROPA Region. Female children recorded the highest number of cases which accounted to 51.5 percent. This was followed by abuses against women at 37.7 percent. Moreover, more than one in every ten abuses or 10.7 percent occurred in male children. Among all provinces in the region, Oriental Mindoro got the highest number of reported abuse cases for women and children

which accounted to 423 (38.9% share), and it was followed by Palawan which accounted to 240 reported cases (22.1% share). (Figure 8 and Table D)

Figure 8. Number of Reported Abuse Cases for Women and Children by Sex and Province: MIMAROPA Region, 2023



Source: Police Regional Office MIMAROPA

Almost half of regular patentees are women

The total number of regular patentees in the MIMAROPA Region were 1,605. Patent holders almost equaled with 763 men and 761 women. Among all types of regular patents issued, the regular patent for residential land had the largest number of 969 patentees with a corresponding 60.4 percent of the total number of issued regular patents. Of these, 49.7 percent were applied by and issued to women patentees. (Table 8)


Table 8. Number of Patentees by Sex and Type of Patent: MIMAROPA, 2023

Type of Patent	Both Sexes	Female		Male	
		No.	Pct.	No.	Pct.
Regular	1,605	761	49.9	763	50.1
Agricultural	543	274	50.5	269	49.5
Residential	969	482	49.7	487	50.3
Special	93	5	41.7	7	58.3

Source: Department of Environment and Natural Resources MIMAROPA

Regular patent for agricultural lands posted the highest proportion of women patentees at 50.5 percent with a total of 274 patents issued. On the other hand, regular patent for special lands was the lowest recorded proportion of women patentees at 41.7 percent. (Table 8)

The statistics presented in this special release were based on the information provided by the Philippine Statistics Authority and various regional line agencies who provided statistical indicators as input to the eleven key chapters of the handbook – Population and Families, Work, Agriculture, Education, Health, Social Welfare, Public Life, Peace and Human Rights, Violence Against Women and Children, Environment, and Migration. Essential data were compiled in tables and charts with provincial and city level data to enhance local-level decision-making.


Digitally signed
by Rioflorido
Leni Rocha
Date:
2025.03.31
15:05:42
+0800

LENI R. RIOFLORIDO
Regional Director


MLLM / RRL / MTYAD

TECHNICAL NOTES

I. Introduction

Gender statistics are indispensable in planning, decision-making and monitoring of Gender and Development (GAD) programs and projects at the subnational level.

The 2023 edition of the Statistical Handbook on Women and Men in MIMAROPA is the seventh series of statistical handbooks released by the PSA RSSO MIMAROPA. This advances gender-responsive planning and policy formulation, which may result to Gender and Development (GAD) initiatives at the subnational level. It presents the latest available gender statistics through tables and charts with short explanatory texts and brief analyses highlighting important features of the data.

The publication contains latest available gender statistics under the following chapters, namely: (1) Population and Families, (2) Work, (3) Agriculture, (4) Education, (5) Health, (6) Social Welfare, (7) Public Life, (8) Peace and Human Rights, (9) Violence Against Women and Children, (10) Environment, and (11) Migration.

The data sources of the publication are the Bureau of Fire Protection (BFP) MIMAROPA, Bureau of Jail Management and Penology (BJMP) MIMAROPA, Commission on Higher Education (CHED) MIMAROPA, Department of Agriculture (DA) MIMAROPA, Department of Education (DepEd) MIMAROPA, Department of Environment and Natural Resources (DENR) MIMAROPA, Department of Health (DOH), Department of Labor and Employment (DOLE) MIMAROPA, Department of Social Welfare and Development (DSWD) MIMAROPA, Police Regional Office (PRO) MIMAROPA, Philippine Statistics Authority (PSA), Public Attorney's Office (PAO) MIMAROPA, Technical Education and Skills Development Authority (TESDA) MIMAROPA.

II. Concepts and Definition of Terms

Armed Forces Occupations - this major group includes all jobs held by members of the armed forces. Members of the armed forces are those personnel who are currently serving in the armed forces, including auxiliary services, whether on a voluntary or compulsory basis, and who are not free to accept civilian employment and are subject to military discipline. Included are members of the army, navy, air force and other military services, as well as conscripts enrolled for military training or other service for a specified period.

Child Abuse - the maltreatment, whether habitual or not, of a child, which includes any of the following: a) Psychological and physical abuse, neglect, cruelty, sexual abuse and emotional maltreatment; b) Any act by deeds or words which debases, degrades or demeans the intrinsic worth and dignity of a child as a human being; c) Unreasonable deprivation of the her/his basic needs for survival such as food and shelter; d) Failure to immediately give medical treatment to an injured child resulting in serious impairment of her/his growth and development or in her/his permanent incapacity or death.

Child Sexual Abuse - the employment, use, persuasion, inducement, enticement, or coercion of a child to engage in or assist another person to engage in sexual intercourse or lascivious conduct, or the molestation, prostitution, or incest with children.

Child Trafficking - the act of trading or dealing with children, including but not limited to, the buying and selling of children for money, or for any other consideration, or barter.

Children - individuals who are below 18 years of age.

Clerical and Support Workers - workers in this group record, organize, store, compute and retrieve information related, and perform a number of clerical duties in connection with money-handling operations, travel arrangements, requests for information, and appointments.

Craft and Related Trades Workers - workers in this group apply specific knowledge and skills in the fields to construct and maintain buildings, form metal, erect metal structures, set machine tools, or make, fit, maintain and repair machinery, equipment or tools, carry out printing work, produce or process foodstuffs, textiles, or wooden, metal and other articles, including handicraft goods.

Elementary Occupations - occupations in this group involve the performance of simple and routine tasks which may require the use of handheld tools and considerable physical effort.

Employed - include all persons 15 years old and over as of their last birthday and during the basic survey reference period are reported as either: a) At work. Those who do any work even for one hour during the reference period for pay or profit, or work without pay on the farm or business enterprise operated by a member of the same household related by blood, marriage, or adoption; OR b) With a job but not at work. Those who have a job or business but are not at work because of temporary illness/injury, vacation, or other reasons. Likewise, persons who expect to report for work or to start operation of a farm or business enterprise within two weeks from the date of the enumerator's visit, are considered employed.

Employment Rate - percentage of the total number of employed persons to the total number of persons in the labor force.

Gender - the socially learned behavior and expectations associated with the two sexes. It also refers to the socially differentiated roles and characteristics attributed by a given culture to women and men.

Labor Force, (Persons in the) - the population 15 years old and over whether employed or unemployed who contribute to the production of goods and services in the country.

Labor Force Participation Rate - proportion in percent of the total number of persons in the labor force to the total population 15 years old and over.

Manager - workers in this group plan, direct, coordinate and evaluate the overall activities of enterprises, governments and other organizations, or of organizational units within them, and formulate and review their policies, laws, rules and regulations.

Plant and Machine Operators and Assemblers - workers in this group operate and monitor industrial and agricultural machinery equipment on the spot or by remote control, drive and operate trains, motor vehicles and mobile machinery and equipment, or assemble products from component parts according to strict specifications and procedures.

Population - total number of individuals in a territory at a specified time. It covers both nationals and aliens, native and foreign-born persons, interneers, refugees and any other group physically present within the borders of a country at a specified time. In assembling national demographic statistics for publication, the basic aim has been to obtain data for the physically present (or "de facto") population rather than for the legally established resident (or "de jure") inhabitants.

Professionals - workers in this group increase the existing stock of knowledge, apply scientific or artistic concepts and theories, teach about the foregoing in a systematic manner, or engage in any combination of these activities.

Service and Sales Workers - workers in this group provide personal and protective services related to travel, housekeeping, catering, personal care, or protection against fire and unlawful acts, or demonstrate and sell goods in wholesale or retail shops and similar establishments, as well as at stalls and on markets.

Sex Ratio - the ratio between males and females in a population expressed in number of males per 100 females.

Skilled Agricultural, Forestry and Fishery Workers - workers in this group grow and harvest field or tree and shrub crops, gather wild fruits and plants, breed, tend or hunt animals, produce a variety of animal husbandry products, cultivate, conserve and exploit forests, breed or catch fish and cultivate or gather other forms of aquatic life in order to provide food, shelter and income for themselves and their households.

Technicians and Associate Professionals - workers in this group perform mostly technical and related tasks connected with research and the application of scientific or artistic concepts and operational methods, and government or business regulations.

Trafficking in Persons - a form of modern-day slavery wherein traffickers often prey on individuals who are poor, frequently unemployed or underemployed, predominantly women and children who are often lured with false promises of good jobs and better lives, but then forced to work under brutal and inhuman conditions and are exploited for sexual purposes.

Underemployment Rate - percentage of the total number of underemployed persons to the total number of employed persons.

Unemployment Rate - percentage of the total number of unemployed persons to the total number of persons in the labor force.

III. **Publication**

The 2023 Women and Men in MIMAROPA Statistical Handbook is publicly available at the PSA MIMAROPA website, [2023 WAM.pdf \(psa.gov.ph\)](https://psa.gov.ph/2023-WAM.pdf)