

SPECIAL RELEASE

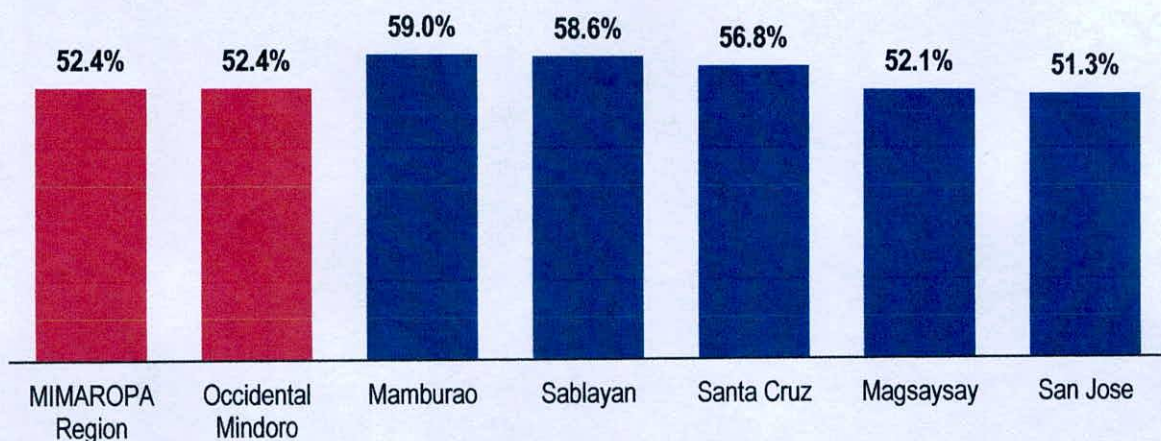
Gainful Workers in Occidental Mindoro (2020 Census of Population and Housing)

Date of Release: 11 April 2025
Reference No. 2025-SR-39

Fifty-two percent of the household population 15 years old and over are engaged in a gainful activity

In 2020, the province of Occidental Mindoro had 341,988 household population 15 years and over. Of this total, around 179,353 persons or 52.4 percent were engaged in a gainful activity during the 12 months preceding the census. This was identical to the regional proportion of persons engaged in a gainful activity, which is also at 52.4 percent. (Figure 1 and Table A)

**Figure 1. Top Five Municipalities with the Highest Proportion of Household Population 15 Years Old and Over with a Gainful Activity:
MIMAROPA Region and Occidental Mindoro, 2020**



Source: Philippine Statistics Authority, 2020 Census of Population and Housing



Other two municipalities that exceeded the provincial proportion of gainful persons include Sablayan at 58.6 percent and Santa Cruz at 56.8 percent. Completing the top five municipalities with the highest proportion of gainful persons are Magsaysay (52.1%) and San Jose (51.3%). (Figure 1 and Table A)

Seven out of ten persons who were engaged in a gainful activity are males

Among 179.4 thousand persons with gainful activity in all 11 municipalities of Occidental Mindoro, males comprised 71.5 percent while females accounted for the remaining 28.5 percent. San Jose showed the highest number of persons with gainful activity at 52.2 thousand persons (29.1%) and was followed by Sablayan with 34.1 thousand persons (19.0%), and Mamburao with 18.8 thousand persons (10.5%). (Table 1 and Table A)

In terms of the proportion of males with gainful activity, Rizal was the highest at 81.9 percent and was followed by Calintaan at 79.5 percent, and Looc at 78.3 percent. On the other hand, Mamburao (35.6%), San Jose (32.6%) and Santa Cruz (29.7%) had the highest proportion of females with gainful activity among the 11 municipalities. (Table 1 and Table A)

Table 1. Household Population 15 Years Old and Over with Gainful Activities by Sex and Municipality: Occidental Mindoro, 2020

Province and Highly Urbanized City	Gainful Workers 15 Years Old and Over			Percent Share by Sex	
	Both Sexes	Male	Female	Male	Female
Occidental Mindoro ^{1/}	179,353	128,312	51,041	71.5	28.5
Abra de Ilog	10,933	8,142	2,791	74.5	25.5
Calintaan	9,362	7,439	1,923	79.5	20.5
Looc	2,176	1,704	471	78.3	21.7
Lubang	5,359	4,122	1,237	76.9	23.1
Magsaysay	12,988	9,591	3,397	73.8	26.2
Mamburao	18,824	12,128	6,696	64.4	35.6
Paluan	5,607	4,380	1,227	78.1	21.9
Rizal	12,135	9,943	2,192	81.9	18.1
Sablayan	34,134	23,021	11,112	67.4	32.6
San Jose	52,170	36,669	15,502	70.3	29.7
Santa Cruz	15,667	11,174	4,493	71.3	28.7

Notes: ^{1/} Figures are based on 20-percent sample households. Details may not add up to total due to rounding off.

Source: Philippine Statistics Authority, 2020 Census of Population and Housing

Six out of ten gainful workers' age falls between 20 to 44 years old

The highest representation of gainful persons in terms of age group falls between 25 to 29 years with a 24.3 thousand persons or 13.6 percent of the total number of gainful workers in the province of Occidental Mindoro. Other age groups with more than 10.0 percent share to the provincial number of gainful workers include 30 to 34 years with 23.2 thousand persons (13.0%), 35 to 39 years with 22.4 thousand persons (12.5%), 40 to 44 years with 20.4 thousand persons (11.4%), 20 to 24 years with 19.7 thousand persons (11.0%) and 45 to 49 years with 18.1 thousand persons (10.1%). In addition, nearly 18.0 thousand senior citizens had gainful activities which correspond to a 10.1 percent share (60 to 64 years: 4.8%, 65 years and over: 5.3%). Meanwhile, gainful persons whose age 15 to 19 years had the smallest representation at 5.8 thousand persons (3.2%). (Table 2 and Table B)

Table 2. Household Population 15 Years Old and Over with Gainful Activities by Sex and by Age Group: Occidental Mindoro, 2020

Age Group	Gainful Workers 15 Years Old and Over			Percent Share by Sex	
	Both Sexes	Male	Female	Male	Female
Occidental Mindoro ^{1/}	179,353	128,312	51,041	71.5	28.5
15 - 19	5,809	4,346	1,463	74.8	25.2
20 - 24	19,698	14,040	5,658	71.3	28.7
25 - 29	24,309	17,417	6,892	71.6	28.4
30 - 34	23,245	16,824	6,421	72.4	27.6
35 - 39	22,385	15,891	6,494	71.0	29.0
40 - 44	20,443	14,517	5,926	71.0	29.0
45 - 49	18,065	12,926	5,140	71.6	28.5
50 - 54	15,306	10,864	4,442	71.0	29.0
55 - 59	12,049	8,638	3,411	71.7	28.3
60 - 64	8,581	6,025	2,556	70.2	29.8
65 and over	9,463	6,825	2,639	72.1	27.9

Note: ^{1/} Figures are based on 20-percent sample households. Details may not add up to total due to rounding off.

Source: Philippine Statistics Authority, 2020 Census of Population and Housing

In terms of sex, males had the bigger share among gainful persons 15 years old and over at 71.5 percent. The following age groups that exceeded the provincial proportion of males with gainful activities are 15 to 19 years (74.8%), 30 to 34 years (72.4%), 65 and over (72.1%), 55 to 59 years (71.7%), 25 to 29 years (71.6%), and 45 to 49 years (71.6%). Meanwhile, males had the smallest share among persons with gainful activities whose age is 60 to 64 years at 70.2 percent. (Table 2 and Table B)

More than one-third of gainful persons are elementary occupation workers

Among the major occupation groups, elementary occupation workers were the largest. This comprises 61.0 thousand persons with a corresponding 34.0 percent share of the provincial total number of persons with gainful activity in 2020. It was followed by skilled agricultural, forestry and fishery workers with 43.2 thousand gainful persons (24.1%), and service and sales workers with 20.7 thousand gainful persons (11.5%). (Table 3 and Table B)

Meanwhile, armed forces occupations had the smallest share to the provincial total number of gainful workers at 0.1 percent. Technicians and Associate Professionals followed with a share of 2.8 percent. (Table B)

Table 3. Household Population 15 Years Old and Over with Gainful Activities by Sex and by Age Group: Occidental Mindoro, 2020

Major Occupation Group	Gainful Workers 15 Years Old and Over			Percent Share by Sex	
	Both Sexes	Male	Female	Male	Female
Occidental Mindoro ^{1/}	179,353	128,312	51,041	71.5	28.5
Managers	14,693	5,564	9,129	37.9	62.1
Professionals	8,480	2,400	6,080	28.3	71.7
Technicians and Associate Professionals	4,964	2,580	2,384	52.0	48.0
Clerical Support Workers	6,293	2,639	3,655	41.9	58.1
Service and Sales Workers	20,703	8,729	11,974	42.2	57.8
Skilled Agricultural, Forestry, and Fishery Workers	43,163	39,797	3,366	92.2	7.8
Crafts and Related Trades Workers	8,367	7,268	1,099	86.9	13.1
Plant and Machine Operators and Assemblers	10,811	10,531	280	97.4	2.6
Elementary Occupation	61,005	48,192	12,812	79.0	21.0
Armed Forces Occupations	267	251	15	94.0	5.6
Not Reported	608	360	248	59.2	40.8

Note: ^{1/} Figures are based on 20-percent sample households. Details may not add up to total due to rounding off.

Source: Philippine Statistics Authority, 2020 Census of Population and Housing

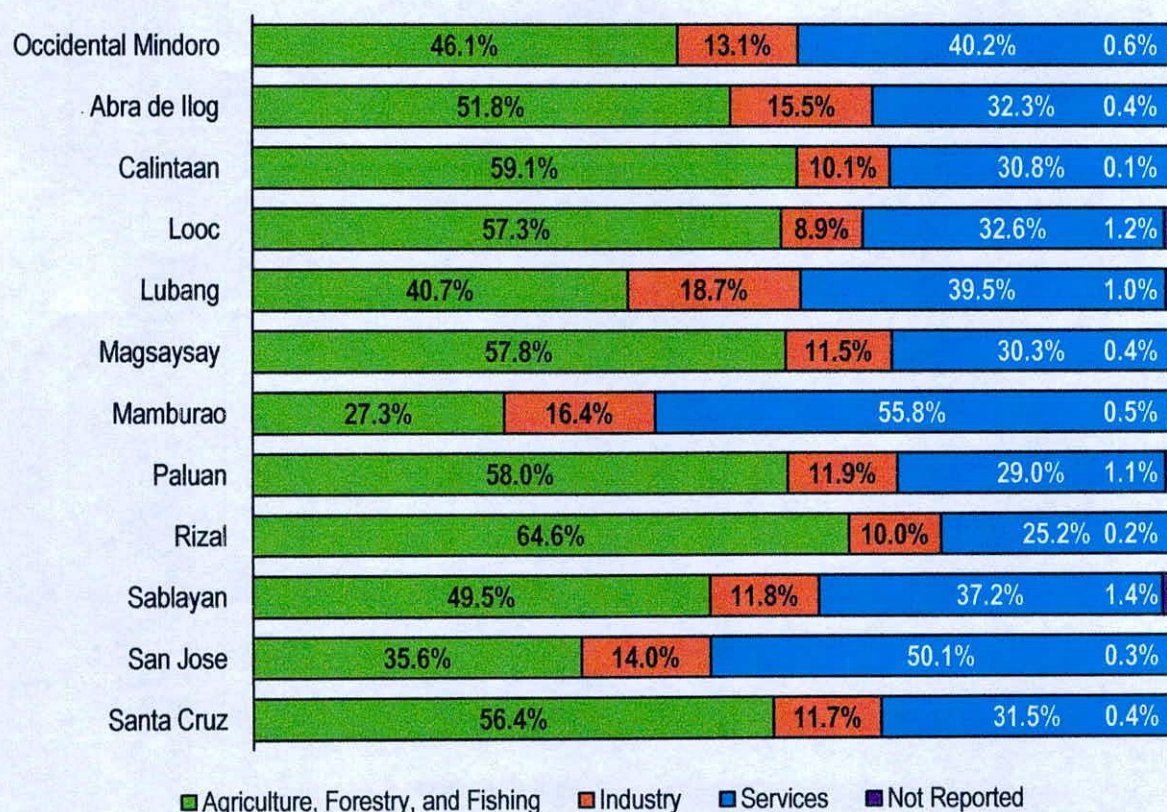
Males out proportioned females among the total gainful workers. However, by major occupation group, females outnumbered males among the professional workers (female: 71.7%, and male: 28.3%), managers (female: 62.1%, and male: 37.9%), clerical support workers (female: 58.1%, and male: 41.9%), and service and sales workers (female: 57.8%, and male: 42.2%). (Table 3 and Table B)

On the other hand, the top three major occupation groups where males dominated females include plant and machine operators, and assemblers (female: 2.6%, and male: 97.4%), armed forces occupation (female: 5.6%, and male: 94.0%), and skilled agricultural, forestry and fishery workers (female: 7.8%, and male: 92.2%). (Table 3 and Table B)

More than nine out of 20 gainful persons are in the agriculture, forestry and fishery sector

By major sector of business / industry, the largest share of gainful workers in Occidental Mindoro was reported in the agriculture, forestry, and fishing (AFF) sector with 46.1 percent. Meanwhile, services sector accounted for 40.2 percent, and 13.1 percent of the gainful persons were from the industry sectors. (Figure 2 and Table D)

Figure 2. Percentage Distribution of Gainful Workers by Major Sector of Business/Industry by Municipality: Occidental Mindoro, 2020



Notes: Figures are based on 20-percent sample households. Details may not add up to total due to rounding off.

Source: Philippine Statistics Authority, 2020 Census of Population and Housing

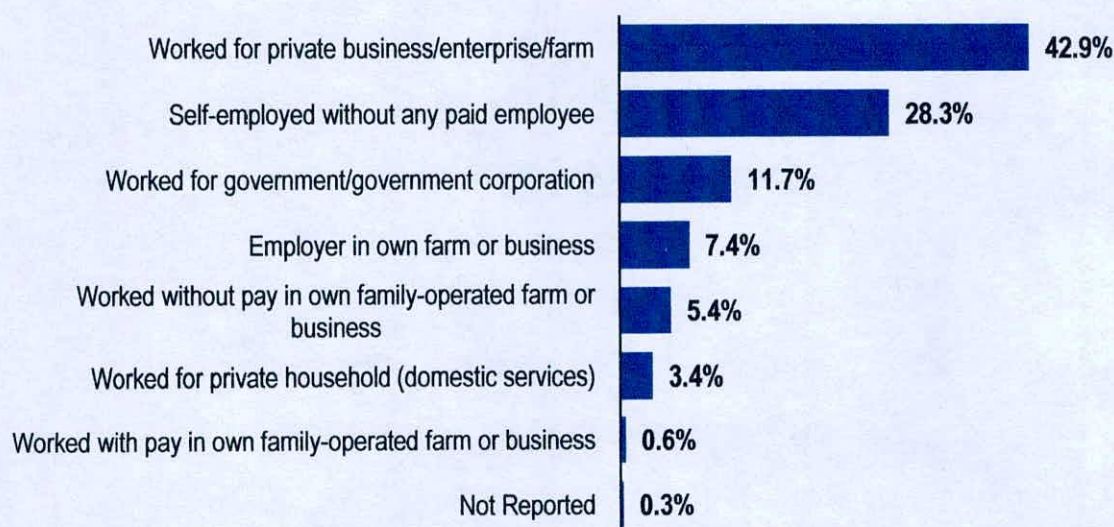
Moreover, the AFF sector was predominant in the gainful activities of persons 15 years old and over who reside in nine municipalities of Occidental Mindoro. Top five municipalities with the highest share of AFF sector to its total gainful persons includes Rizal (64.6%), Calintaan (59.1%), Paluan (58.0%), Magsaysay (57.8%), and Looc (57.3%). (Figure 2 and Table D)

On the other hand, the gainful employment of persons 15 years old and over who reside in the municipalities of Mamburao (55.8%) and San Jose (50.1%) were predominantly service-based. Although none of its municipalities were predominantly industry-based gainful activities, it can be noted that Lubang (18.7%), Mamburao (16.4%), Abra de Ilog (15.5%), and San Jose (14.0%) exceeded the provincial proportion of industry-based gainful persons. (Figure 2 and Table D)

More than two in every five of the population involved in gainful activity worked for private business/enterprise/farm

Among the seven classes of workers in the province, those who worked for private business, enterprise, or farm topped at nearly 76.9 thousand gainful workers (42.9%). This was followed by those who worked as self-employed without any paid employee with 50.7 thousand gainful workers (28.3%), and government corporation workers with 21.1 thousand gainful workers (11.7%). Meanwhile, working with pay in their own family-operated farm or business was reported as the least common class of worker, with 1.1 thousand persons (0.6%). (Figure 3 and Table E)

Figure 3. Percentage Distribution of Gainful Workers by Class of Worker: Occidental Mindoro, 2020



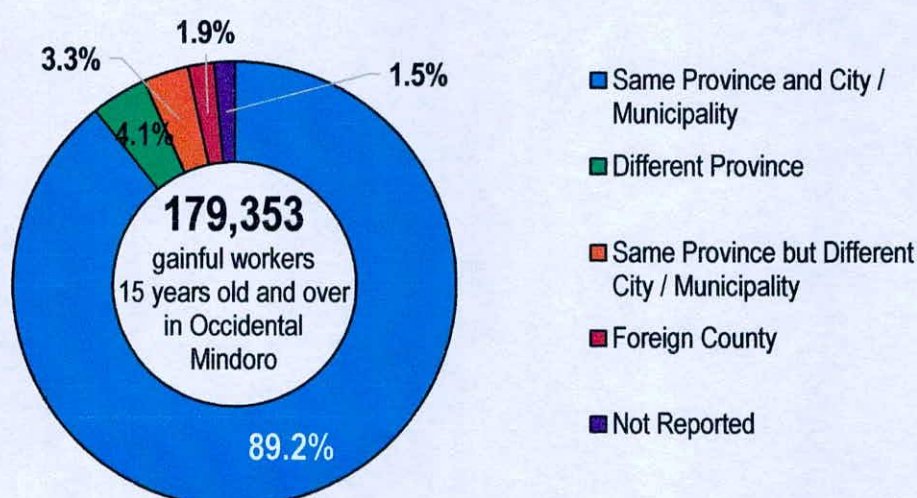
Notes: Figures are based on 20-percent sample households. Details may not add up to total due to rounding off.

Source: Philippine Statistics Authority, 2020 Census of Population and Housing

Nearly nine in every ten gainful workers work in the same province and municipality of their residence

During the 12 months preceding the census, people with gainful activity who worked in the same municipality of their residence accounted for 89.2 percent of the gainful workers 15 years old and over. Meanwhile, 4.1 percent worked in a different province, and 3.3 percent worked in the same province but in a different city/municipality. (Figure 4 and Table F)

Figure 4. Percentage Distribution of Gainful Workers by Place of Work: Occidental Mindoro, 2020



Notes: Figures are based on 20-percent sample households. Details may not add up to total due to rounding off.

Source: Philippine Statistics Authority, 2020 *Census of Population and Housing*

Across municipalities, the highest proportion of gainful persons who worked in the same municipality of residence was San Jose at 91.5 percent. Moreover, Magsaysay had the highest proportion of gainful persons who worked within the province but different municipality of residence at 7.7 percent. Furthermore, Lubang had the highest proportion of gainful persons who worked in a different province at 5.8 percent, while Looc had the highest incidence of gainful persons who worked in a foreign country at 3.7 percent. (Table F)

Seven out of ten persons who were engaged in non-gainful activities are female


In 2020, a total of 162,635 persons in Occidental Mindoro were engaged in non-gainful activities or special occupations in the past 12 months. This translates to 47.6 percent of the provincial's household population 15 years old and over. Reported non-gainful

persons can be either housekeepers in their own home, students, pensioners, retired, persons with disability, dependent, new workers seeking employment, or experienced workers seeking employment. (Table G)

Of the total number of non-gainful persons in the province, nearly 116.5 thousand were females (71.6%), while about 46.1 thousand were males (28.4%). In terms of age groups, three out of ten non-gainful persons, or 30.6 percent, fell between 15 to 19 years with a total of 49.8 thousand. This was followed by 20 to 24 years with 26.0 thousand non-gainful persons (16.0%), and 65 years and over with 16.2 thousand non-gainful persons (10.0%). (Table G)

Among the municipalities, San Jose showed the highest number of non-gainful persons at 49.5 thousand or 30.4 percent share to the provincial total number of non-gainful persons. Sablayan followed with a total of 24.1 thousand non-gainful persons (14.8%) and Rizal with 14.2 thousand non-gainful persons (8.7%). (Table G)

The statistics presented in this special release were based on the information provided by the respondent or any responsible member in the household who may provide accurate answers to the questions and give correct information about the household.


Digitally signed
by Rioflorido
Leni Rocha
Date:
2025.04.11
11:20:34
+0800

LENI R. RIOFLORIDO
Regional Director


MLLM / RRL / AMO