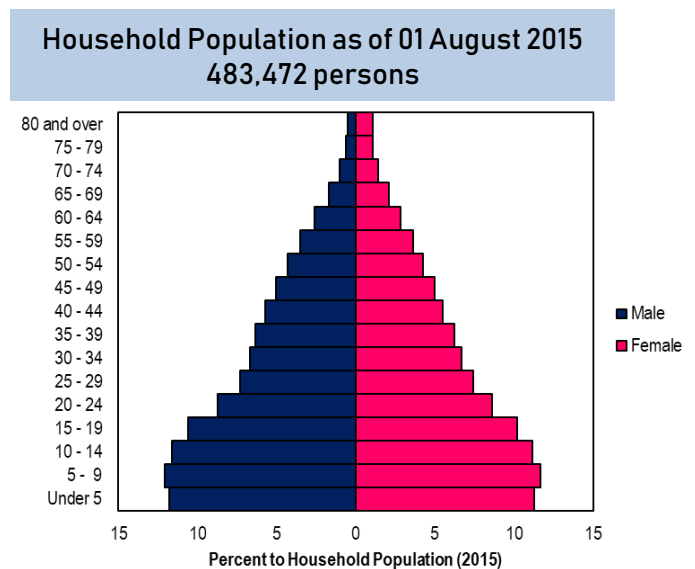
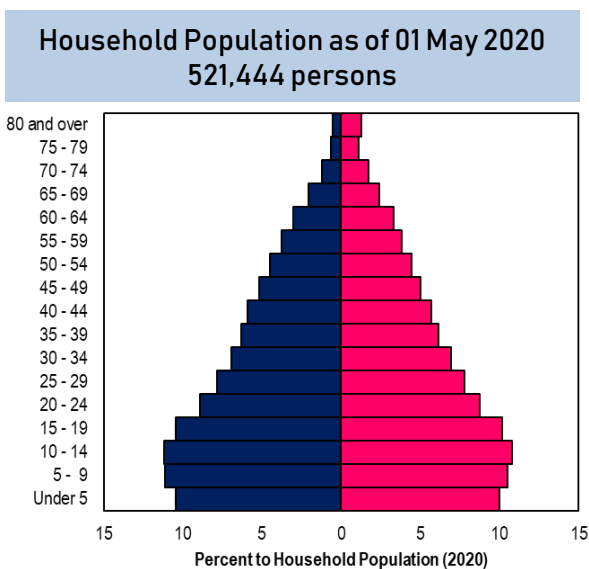




SPECIAL RELEASE

Age and Sex Distribution in the Province of Oriental Mindoro's Household Population based from the 2020 Census of Population and Housing

Date of Release: 29 November 2022
 Reference No. 2022-SR-50



Age-Sex Pyramid of the household population of the province of Oriental Mindoro based from the results of the 2020 Census of Population and Housing (2020 CPH) and the 2015 Census of Population (POPCEN 2015)

As of 01 May 2020, Oriental Mindoro had a total population of 908,339 persons based from the results of the 2020 CPH. Of this total, the household population comprised 99.82 percent or 906,661 persons.

Of these, 458,903 persons (50.61%) were males while 447,758 persons (49.39%) were females. By age group, 290,410 persons (32.03%) were under 15 years of age (young dependents). On the other hand, persons aged 15 to 64 years (working-age or economically-active population) totaled to 566,367 (62.47%), while those in age groups 65 years and over (old dependents) comprised the remaining 49,884 persons (5.50%). In 2015, persons aged 0 to 14 years, 15 to 64 years, and 65 years and over accounted for 34.78 percent, 60.49 percent, and 4.72 percent, respectively, of the household population. (Tables A and B)



Management System
 ISO 9001:2015
 www.tuv.com
 ID: 9108540991




2/F Emerald Building, J.P. Rizal St., Camilmil, Calapan City, Oriental Mindoro
 Telephone: (43) 288-9744 · (43) 470-0598
 Telefax: (43) 441-7371 · (43) 470-0716 · (43) 286-7491
 psamimaropa@yahoo.com

The 0 to 59 age group had 91.34 percent share to the household population of Occidental Mindoro in 2020. In particular, males belonging to this age group had 92.49 percent share to the male household population, while females in this age group had 90.15 percent share to the female household population in the region. Meanwhile, among the older age group (60 years and over), females had 9.85 percent share to the female household population while males only got 7.51 percent share to the male household population. The same trend for both age groups 0 to 59 and 60 and over were also observed in 2015.

Sex ratio stands at 102 males per 100 females

The sex ratio in the province of Oriental Mindoro was computed at 102 in 2020. This means that there were 102 males for every 100 females. The sex ratio in 2015 was slightly higher at 103 males per 100 females. (Figure 1)

Figure 1. Sex Ratio by Selected Age Group, Oriental Mindoro: 2020



Source: Philippine Statistics Authority, *2020 Census of Population and Housing*

In 2020, children aged below 15 years had a sex ratio of 107 males per 100 females, while those aged 15 to 64 years had a sex ratio of 104 males per 100 females. Moreover, among those aged 65 years and over, the sex ratio was 70 males per 100 females. This depicts a longer life expectancy among females than males or a higher mortality rate among males than females in the older age groups.

Dependency ratio declines to 60 dependents per 100 persons in the working-age group

The overall dependency ratio of the province was computed at 60, which indicates that for every 100 working-age or economically-active population, there were 60 dependents (51 young dependents and 8 old dependents). This is lower than the dependency ratio in 2015, which was recorded at 65 dependents per 100 working-age population (57 young dependents and 8 old dependents). (Table 1)

Table 1. Age Dependency Ratio of the Household Population by Sex, Oriental Mindoro: 2020 and 2015

Age Dependency	2020			2015		
	Both Sexes	Male	Female	Both Sexes	Male	Female
Overall	60	59	61	65	65	66
Young	51	52	50	57	58	57
Old	9	7	11	8	6	9

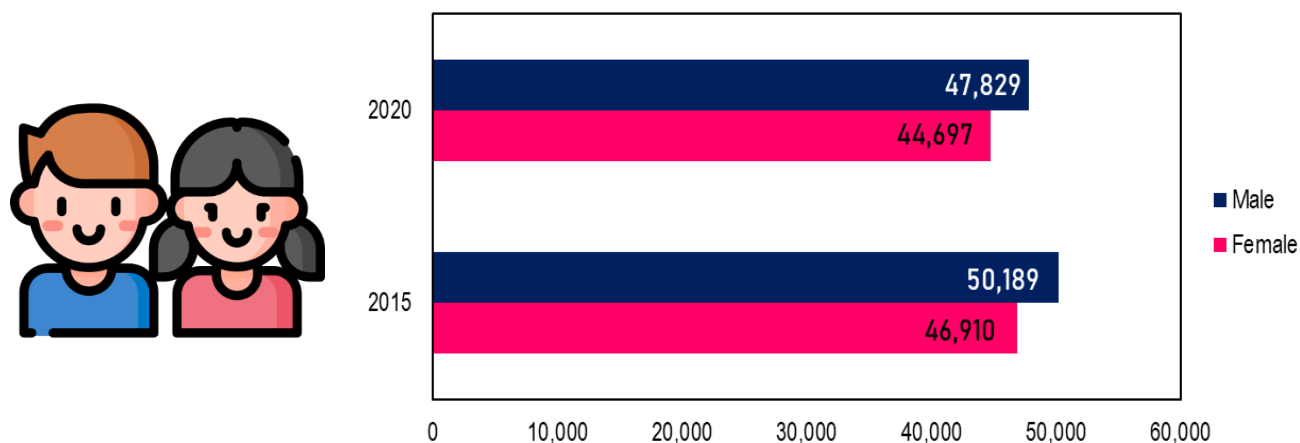
Note: Details may not add up to total due to rounding off of values.

Sources: Philippine Statistics Authority, *2020 Census of Population and Housing and 2015 Census of Population*

There are more males than females in children under five years old

Children below five years old comprised 92,526 or 10.21 percent of the province's household population. This was slightly lower than 97,099 children or 11.54 percent posted in 2015. The sex ratio remained at 107 males per 100 females in 2015 and 2020. (Figure 2 and Table B)

Figure 2. Population of Children aged 0 to 4 Years Old by Sex, Oriental Mindoro: 2020 and 2015

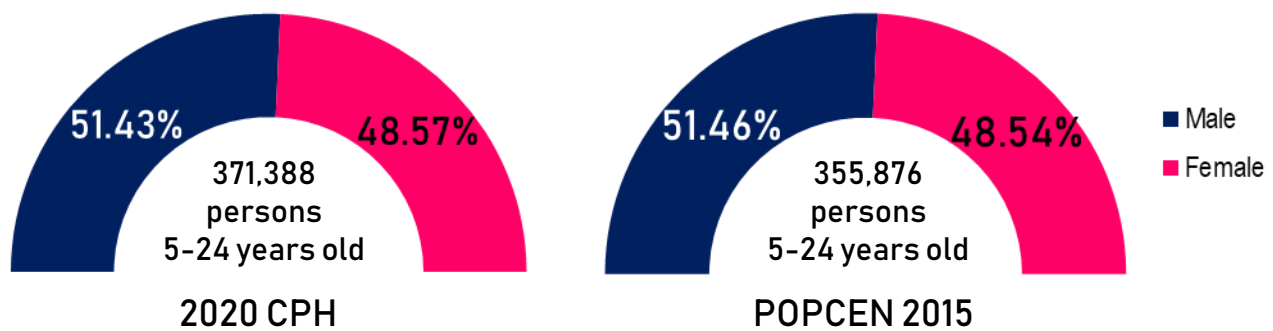


Sources: Philippine Statistics Authority, *2020 Census of Population and Housing and 2015 Census of Population*

Two in every five household population are of school age

In 2020, the school-age population (5 to 24 years old) accounted for 371,388 persons (40.96%) of the province’s household population compared to the 355,876 persons (42.29%) school-age population that was reported in 2015. Males in this age group got a bigger share of 51.43 percent in 2020 which was slightly lower than its 51.46 percent share five years ago. (Figure 3 and Table B)

Figure 3. Distribution of School-age Population by Sex, Oriental Mindoro: 2020 and 2015

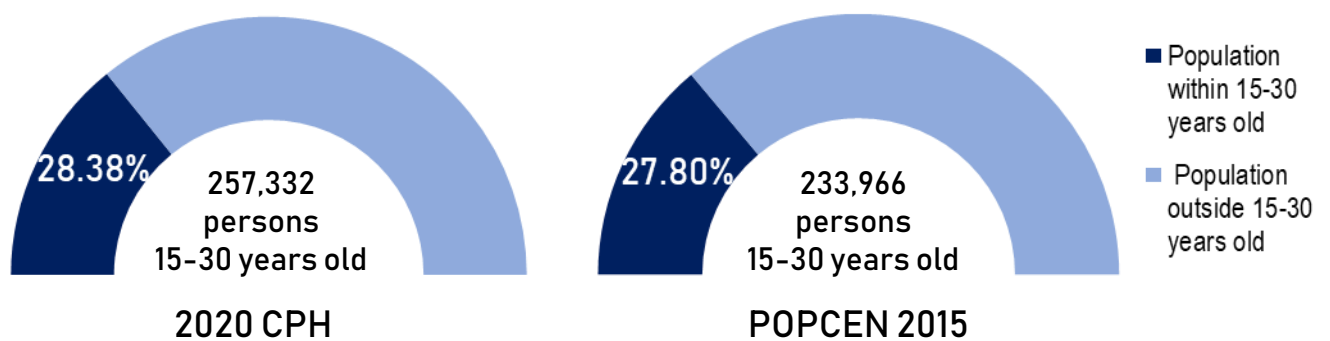


Sources: Philippine Statistics Authority, *2020 Census of Population and Housing and 2015 Census of Population*

Youth accounts for 28 percent of the household population

Youth or persons whose age ranges from 15 to 30 years totaled to 257,332 or 28.38 percent of the household population in 2020. This was higher than 233,966 persons (27.80%) recorded in 2015. The sex ratio for this age group was pegged at 104 males per 100 females in 2015 and 2020. (Figure 4 and Table B)

Figure 4. Percentage Share of Youth Population to the Household Population, Oriental Mindoro: 2020 and 2015



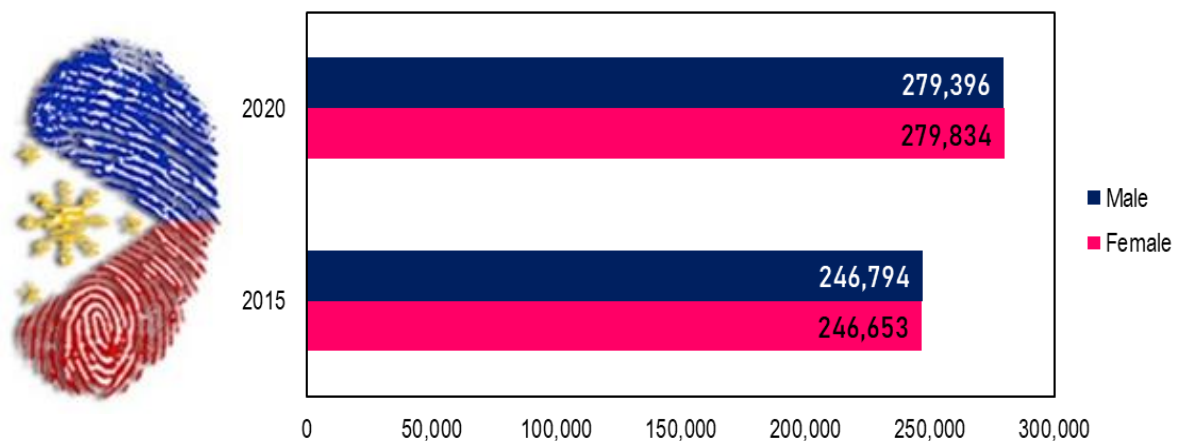
Sources: Philippine Statistics Authority, *2020 Census of Population and Housing and 2015 Census of Population*

In the Philippines, individuals belonging to this age group are considered of voting age for the Sangguniang Kabataan in accordance with Republic Act No. 8044, otherwise known as the Sangguniang Kabataan Act of 2015.

Nearly three in every five household population are of voting age

The voting-age population (18 years old and over) accounted for 61.68 percent (559,230 persons) of the household population in 2020, down from 58.63 percent (493,447 persons) in 2015. The sex ratio for this age group remained at 100 males per 100 females in 2015 and 2020. (Figure 5 and Table B)

Figure 5. Voting-age Population by Sex, Oriental Mindoro: 2020 and 2015

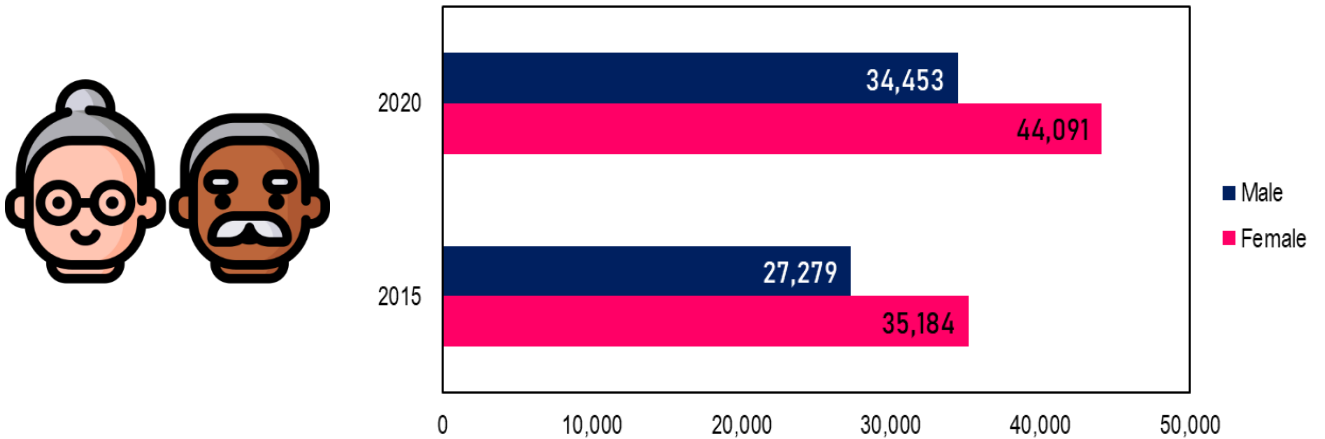


Sources: Philippine Statistics Authority, *2020 Census of Population and Housing and 2015 Census of Population*

Senior citizens constitute nearly 9 percent of the household population

In the Philippines, people aged 60 years old and over are regarded as senior citizens pursuant to the Republic Act No. 7432. They made up 8.66 percent (78,544 persons) of the household population of Oriental Mindoro in 2020. This was higher than the 7.42 percent (62,463 persons) recorded in 2015. Females (56.14%) outnumbered males (43.86%) among the senior citizens, which translates to the sex ratio of 78 males per 100 females. The same trend was observed in 2015 where the sex ratio was also at 78 males per 100 females. (Figure 6 and Table B)

Figure 6. Senior Citizen Population, Oriental Mindoro: 2020 and 2015

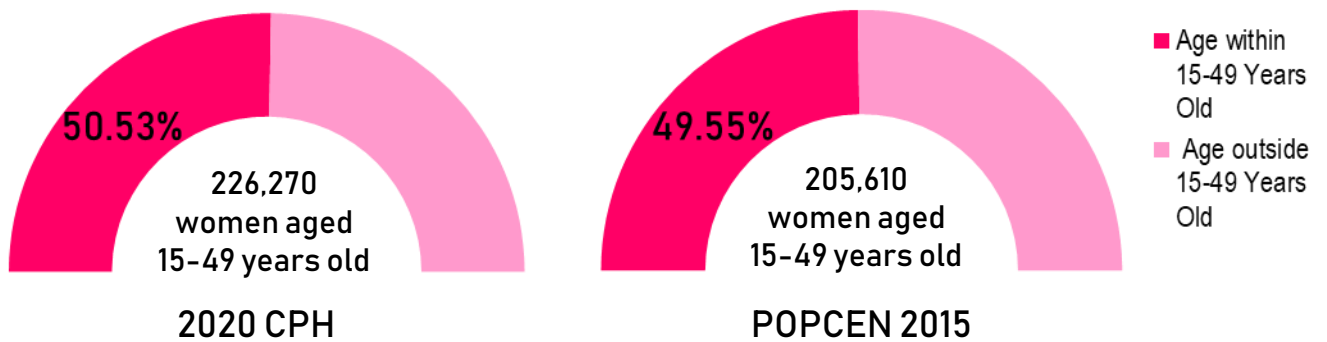


Sources: Philippine Statistics Authority, *2020 Census of Population and Housing and 2015 Census of Population*

One out of two female household population is of reproductive age

Women of reproductive age (15 to 49 years old) in the province totaled to 226,270 women or 50.53 percent of the 447,758 female household population in 2020. These figures were slightly higher compared with the 49.55 percent (205,610 female household population) posted in 2015. (Figure 7 and Table B)

Figure 7. Percentage Share of Women of Reproductive Age to Female Household Population, Oriental Mindoro: 2020 and 2015

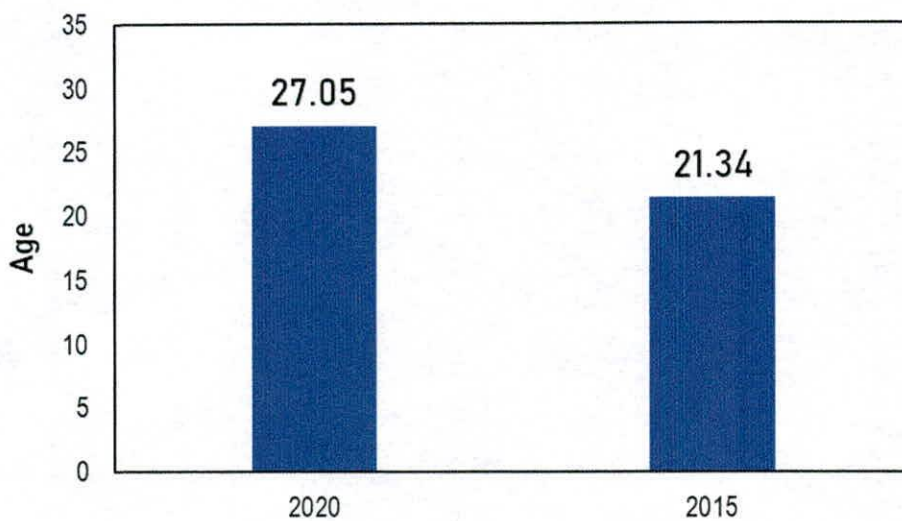


Sources: Philippine Statistics Authority, *2020 Census of Population and Housing and 2015 Census of Population*

Aging index increases by 5.71 points from 21.34 in 2015 to 27.05 in 2020

In the province of Oriental Mindoro, the aging index or the proportion of persons aged 60 years and over per 100 persons under the age of 15 years was computed at 27.05 percent in 2020. This means that there are 27 persons aged 60 years and over for every 100 children under 15 years old. In 2015, the aging index was 5.71 points lower at 21.34. (Figure 8)

Figure 8. Aging Index, Oriental Mindoro: 2020 and 2015



Sources: Philippine Statistics Authority, *2020 Census of Population and Housing and 2015 Census of Population*


LEM R. RIOFLORIDO
Regional Director


OHG/RRL

TECHNICAL NOTES

I. Introduction

The Philippine Statistics Authority conducted the 2020 Census of Population and Housing (2020 CPH) in September 2020, with 01 May 2020 as reference date.

The 2020 CPH was the 15th census of population and 7th census of housing that was undertaken in the Philippines since the first census in 1903. It was designed to take inventory of the total population and housing units in the country and collect information about their characteristics.

The Philippine Standard Geographic Codes as of April 2022 was used for the disaggregation of geographic levels of the 2020 CPH.

II. Definition of Terms and Concepts

Household is a social unit consisting of person or a group of persons who sleep in the same housing unit and have a common arrangement in the preparation and consumption of food.

Household population refers to all persons who are members of the household.

Sex is the biological and physiological reality of being a male or female.

Age refers to the interval of time between the person's date of birth and his/her last birthday prior to the census reference date. It is expressed in completed years or whole number.

Age-sex structure is the composition of a population as determined by the number or proportion of males and females in each age category. The age-sex structure of a population is the cumulative result of past trends in fertility, mortality, and migration. Information on age-sex composition is essential for the description and analysis of many other types of demographic data.

Population pyramid is a bar chart, arranged vertically, that shows the distribution of a population by age and sex. By convention, the younger ages are at the bottom, with males on the left and females on the right.

Sex ratio is the number of males per one hundred females in a population.

Overall dependency ratio is the number of persons under 15 years old (young dependents) and persons aged 65 and older (old dependents) per one hundred

persons 15 to 64 years old (working-age or economically-productive group) in a population.

Aging of population is a process in which the proportions of adults and elderly increase in a population, while the proportions of children and adolescents decrease. This process results in a rise in the median age of the population. Aging occurs when fertility rates decline while life expectancy remains constant or improves at the older ages.

Aging index is calculated as the number of persons 60 years old and over per one hundred persons under the age of 15 years.

STATISTICAL TABLES

Table A. Household Population by Sex and Age Group, Oriental Mindoro: 2020 and 2015

Age Group	2020			2015		
	Both Sexes	Male	Female	Both Sexes	Male	Female
All Ages	906,661	458,903	447,758	841,608	426,630	414,978
Under 5	92,526	47,829	44,697	97,099	50,189	46,910
5 - 9	98,117	50,999	47,118	99,840	51,431	48,409
10 - 14	99,767	51,307	48,460	95,792	49,443	46,349
15 - 19	93,494	47,845	45,649	87,322	45,075	42,247
20 - 24	80,010	40,859	39,151	72,922	37,198	35,724
25 - 29	70,952	35,987	34,965	61,946	31,150	30,796
30 - 34	62,794	31,775	31,019	56,237	28,571	27,666
35 - 39	56,654	29,023	27,631	52,946	27,146	25,800
40 - 44	52,447	27,027	25,420	47,112	24,331	22,781
45 - 49	46,305	23,870	22,435	42,176	21,580	20,596
50 - 54	40,825	20,764	20,061	35,883	18,351	17,532
55 - 59	34,226	17,165	17,061	29,870	14,886	14,984
60 - 64	28,660	13,889	14,771	22,701	11,030	11,671
65 - 69	20,400	9,527	10,873	15,831	7,139	8,692
70 - 74	13,525	5,648	7,877	10,228	4,295	5,933
75 - 79	7,881	2,934	4,947	7,112	2,684	4,428
80 and over	8,078	2,455	5,623	6,591	2,131	4,460

Sources: Philippine Statistics Authority, *2020 Census of Population and Housing*
 Philippine Statistics Authority, *2015 Census of Population*

**Table B. Number and Percent Share to All Ages of Household Population, and Sex Ratio
by Selected Age Group, Oriental Mindoro: 2020 and 2015**

Year / Age Group	Number			Percent Share to All Ages			Sex Ratio
	Both Sexes	Male	Female	Both Sexes	Male	Female	
2020							
All ages	906,661	458,903	447,758				
0 - 4 years	92,526	47,829	44,697	10.21	10.42	9.98	107
0 - 14 years	290,410	150,135	140,275	32.03	32.72	31.33	107
5 - 24 years	371,388	191,010	180,378	40.96	41.62	40.28	106
15 - 30 years	257,332	131,168	126,164	28.38	28.58	28.18	104
15 - 49 years	462,656	236,386	226,270	51.03	51.51	50.53	104
15 - 64 years	566,367	288,204	278,163	62.47	62.80	62.12	104
18 years and over	559,230	279,396	279,834	61.68	60.88	62.50	100
60 years and over	78,544	34,453	44,091	8.66	7.51	9.85	78
65 years and over	49,884	20,564	29,320	5.50	4.48	6.55	70
2015							
All ages	841,608	426,630	414,978				
0 - 4 years	97,099	50,189	46,910	11.54	11.76	11.30	107
0 - 14 years	292,731	151,063	141,668	34.78	35.41	34.14	107
5 - 24 years	355,876	183,147	172,729	42.29	42.93	41.62	106
15 - 30 years	233,966	119,361	114,605	27.80	27.98	27.62	104
15 - 49 years	420,661	215,051	205,610	49.98	50.41	49.55	105
15 - 64 years	509,115	259,318	249,797	60.49	60.78	60.20	104
18 years and over	493,447	246,794	246,653	58.63	57.85	59.44	100
60 years and over	62,463	27,279	35,184	7.42	6.39	8.48	78
65 years and over	39,762	16,249	23,513	4.72	3.81	5.67	69

Sources: Philippine Statistics Authority, *2020 Census of Population and Housing*
Philippine Statistics Authority, *2015 Census of Population*