

SPECIAL RELEASE

Employment of Establishments in Operation in Marinduque (2023 List of Establishments)

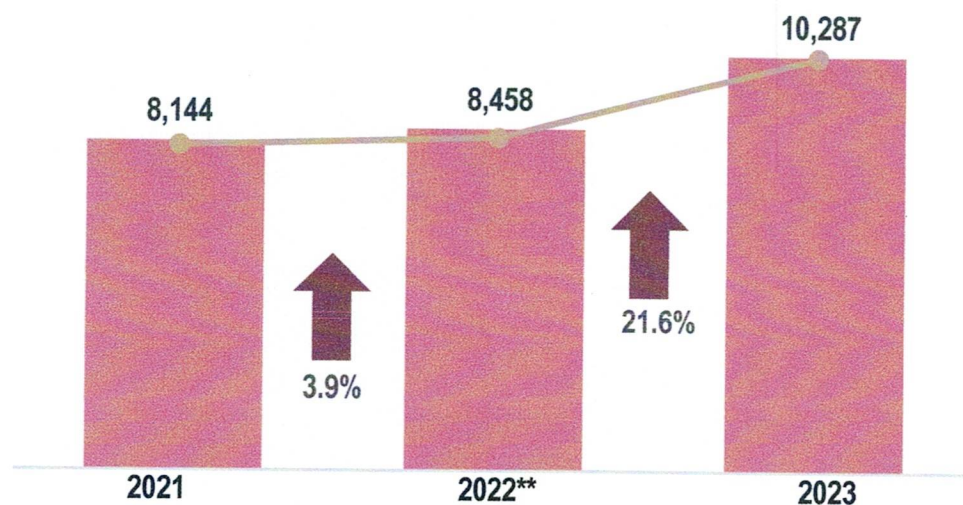
Date of Release: 27 June 2025

Reference No. 2025-SR-60

Total employment went up by 21.6 percent

The 2023 List of Establishments (LE) results showed a total employment of 10,287 workers across all the 3,182 establishments in operation within Marinduque. The total employment went up 21.6 percent from 8,458 workers from all establishments in operation reported from the previous year.

**Figure 1. Total Employment Generated from Establishments in Operation,
Marinduque: 2021-2023**



Note: **Unlike 2021 and 2023 ULE which are both nationwide undertakings covering all barangays, the 2022 ULE covered only the establishments with temporarily closed status in 2021 ULE and verification of non-ULE barangays, in addition to the updates gathered from survey reports.

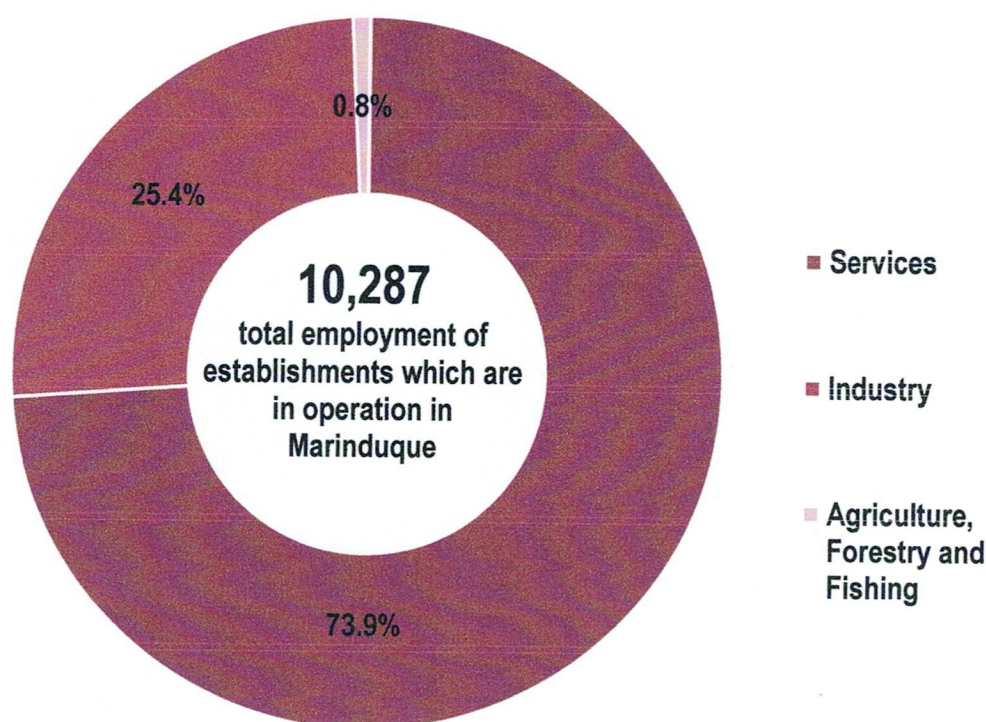
Source: Philippine Statistics Authority, *2021-2023 List of Establishments*



Three in every five workers were employed under the services sector

By broad industry group, the services sector remained as the top employment hub, covering 7,597 workers or 73.9 percent share to the province's total employment in 2023. In addition, the industry sector employed a total of 2,608 or 25.4 percent share. Meanwhile, the agriculture, forestry and fishing sector had 82 workers or nearly 0.8 percent share. (Figure 2)

Figure 2. Percent Distribution of Total Employment by Broad Industry Group in Establishments in Operation, Marinduque: 2023



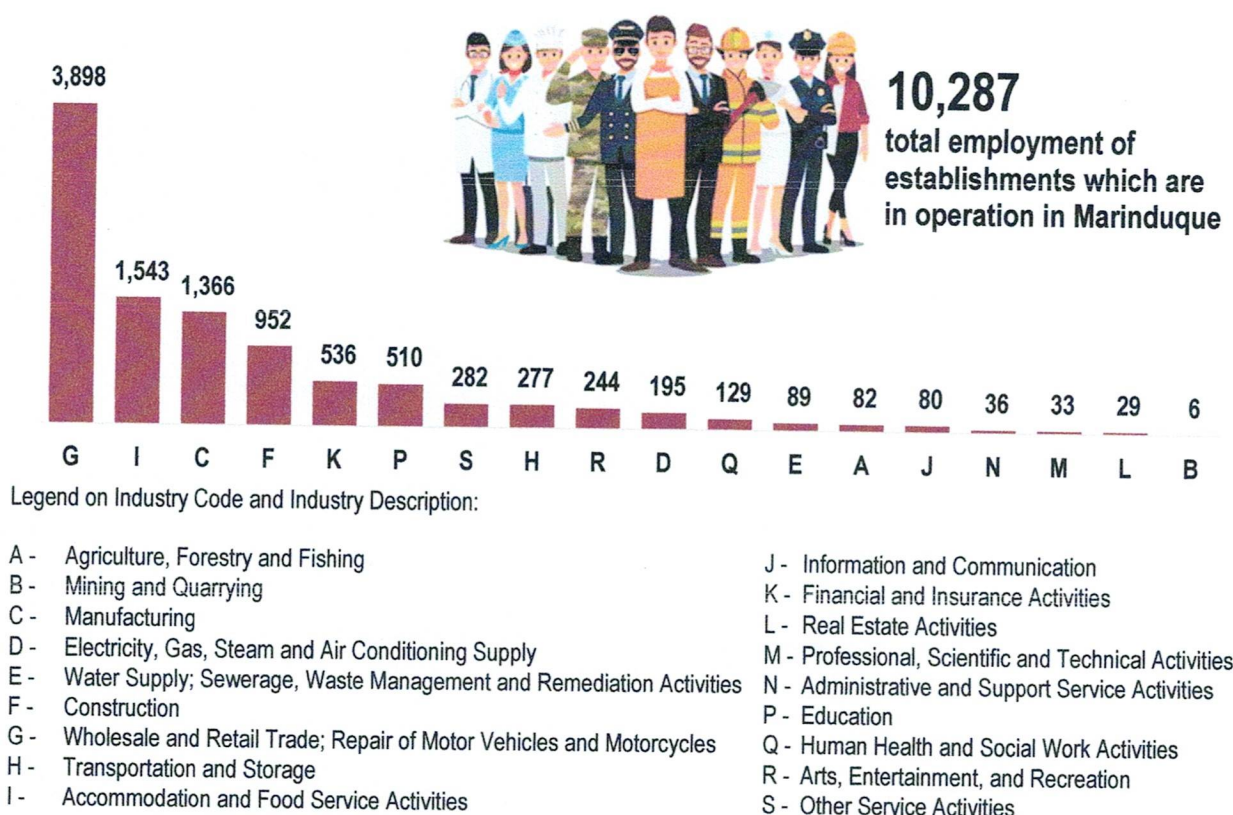
Note: Details may not add up to 100 percent due to rounding off of percentages.

Source: Philippine Statistics Authority, 2023 *List of Establishments*

Wholesale and Retail Trade; Repair of Motor Vehicles and Motorcycles employed the highest number of workers

In 2023, Wholesale and Retail Trade; Repair of Motor Vehicles and Motorcycles posted the highest number of 3,898 workers among 18 industry sections. This translates to 37.9 percent share of the provincial total employment. This was followed by the total employment in the Accommodation and Food Service Activities with 1,543 workers (15.0% share), Manufacturing with 1,366 workers (13.3% share), Construction with 952 workers (9.3% share), and Financial and Insurance Activities with 536 workers (5.2% share). (Figure 3)

Figure 3. Total Employment by Industry Section in Establishments in Operation, Marinduque: 2023



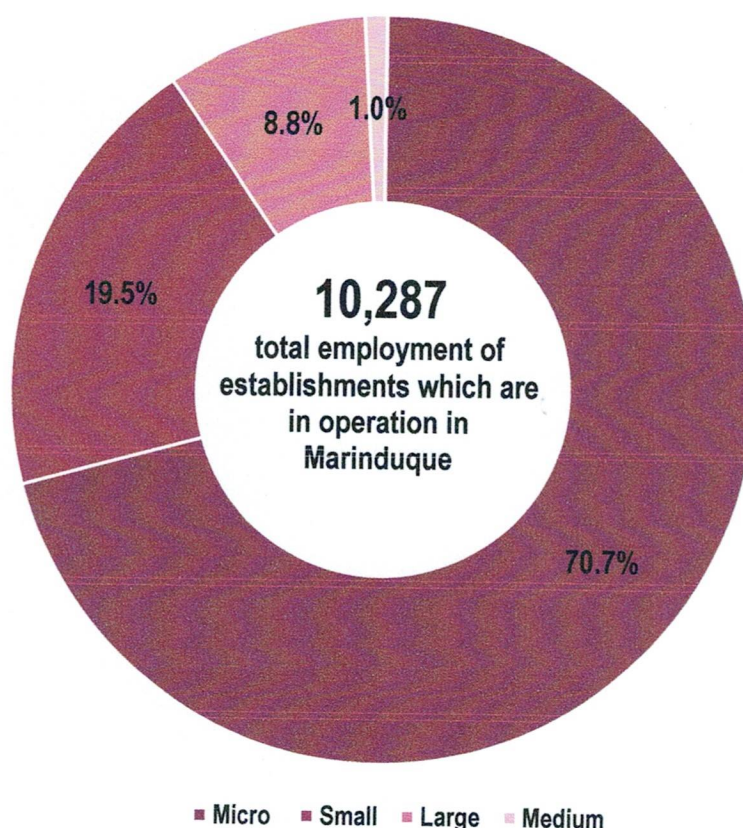
Source: Philippine Statistics Authority, *2023 List of Establishments*

Meanwhile, Mining and Quarrying had the least number of employed workers among industry sections in 2023 with only six (6) workers (0.1% share). This was followed by Real Estate Activities with 29 workers (0.3% share), Professional, Scientific and Technical Activities with 33 workers (0.3% share), Administrative and Support Service Activities with 36 workers (0.3% share). Furthermore, a total of 80 workers were employed in the Information and Communication establishments (0.8% share), and 82 persons were working in the Agriculture, Fishery and Fishing establishments (0.8% share). (Figure 3)

Micro establishments employed the highest number of workers

In 2023, Marinduque had 3,076 micro establishments in operation, comprising 96.7 percent of the provincial total. This translates to a total of 7,278 workers covered under micro establishments that accounts to 70.7 percent share to the total workers in the province. This was followed by small and large establishments with 2,005 workers (19.5% share) and 902 workers (8.8% share), respectively. Medium establishments hired the least number of 102 workers (1.0% share). (Figure 4)

Figure 4. Total Employment of Establishments in Operation by Employment Groupings, Marinduque: 2023



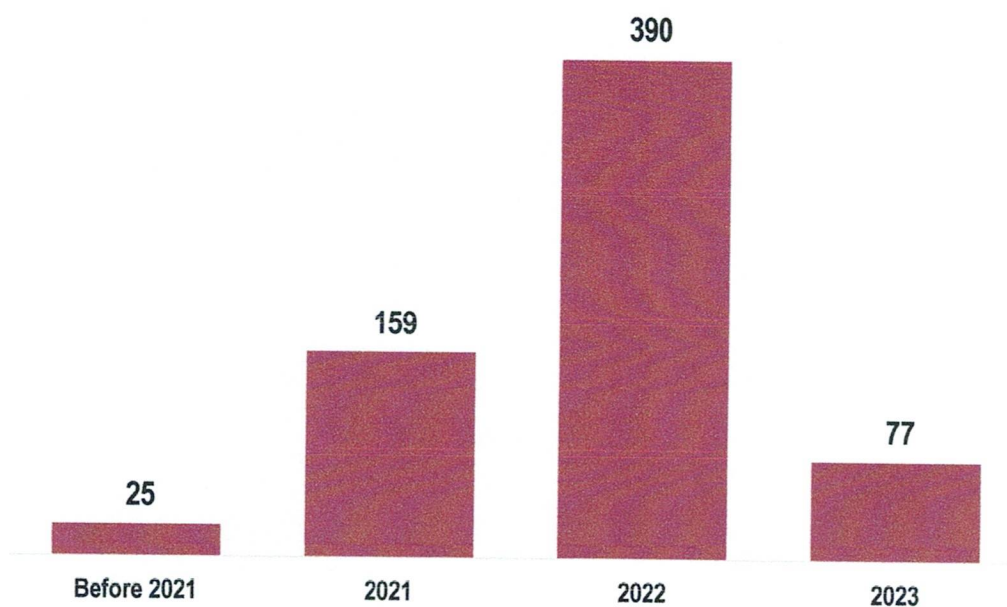
Note: Establishments are also classified based on Employment Grouping as follows:
 1. Micro establishments are establishments with total employment of 1 to 9;
 2. Small establishments are those with total employment of 10 to 99;
 3. Medium establishments are those with total employment of 100 to 199; and
 4. Large establishments are those with total employment of 200 and over.

Source: Philippine Statistics Authority, 2023 *List of Establishments*

Business closures in affected 409 establishments translated to 820 job losses

Of the 409 establishments with permanently closed and temporarily stopped operation status leads to 820 jobs lost in Marinduque in 2023. A total of 651 job losses (79.4% share) is affected by permanent business closure and 169 job losses (20.6% share) from establishments with temporary stopped operations. The breakdown of employment losses by year shows that 25 jobs (3.8%) were lost before the year 2021. About 159 jobs out of 651 or 24.4 percent were lost in establishments closed in 2021. In addition, 390 (59.9%) were lost in 2022, and 77 jobs (11.8%) were lost in 2023. (Figure 5)

Figure 5. Total Employment of Establishments with Permanently Closed Status, Marinduque: 2023



Source: Philippine Statistics Authority, *2021-2023 List of Establishments*


LENN R. FLORIDO
Regional Director


MLLM / RRL / MGTF

EXPLANATORY NOTES

2023 List of Establishments

A. List of Establishments (LE)

The List of Establishments (LE) of the Philippine Statistics Authority (PSA) is a register containing records of establishments operating in the Philippines that are captured through door-to-door canvassing, lists from secondary sources, and information from the submitted survey reports.

The statistical unit in the LE is the establishment. An **establishment** is defined as an economic unit:

- under a single ownership or control, i.e. under a single legal entity;
- engages in one or predominantly one kind of economic activity; and
- at a single fixed physical location.

The LE is maintained by the PSA primarily to serve as the source of sampling frame for all the establishment-based surveys and census conducted by PSA.

The Updating of the List of Establishments (ULE) is a regular activity undertaken to provide an updated and reliable LE. Generally, the conduct of a nationwide ULE operations is being done during the reference year of the Census of Philippine Business and Industry (CPBI), that is, one year prior to the actual census data collection. On years when nationwide ULE is not conducted, the door-to-door canvassing operations to update the LE is done only on a limited scale, that is, in selected areas (usually in economic growth areas or areas with special concerns), and/or only for certain groups of industries or specific economic units (e.g. Main Offices only). The coverage depends mainly on the availability of resources and the data needs. The regular updating is supplemented by information from available lists from other sources and from establishment reports to surveys and census undertaken by the PSA.

B. Scope and Coverage of the List of Establishments

The LE covers establishments engaged in economic activities under the 18 industry sections as defined in the 2009 Philippine Standard Industrial Classification (PSIC) with 2019 updates. The following table presents the scope and coverage of the LE.

2009 PSIC Section		SCOPE	COVERAGE
A	Agriculture, Forestry, and Fishing	All economic activities	All establishments (EO 1 to 5)
B	Mining and Quarrying	All economic activities	All establishments (EO 1 to 5)
C	Manufacturing	All economic activities	All establishments (EO 1 to 5)
D	Electricity, Gas, Steam, and Air Conditioning Supply	All economic activities	All establishments (EO 1 to 5)
E	Water Supply; Sewerage, Waste Management and Remediation Activities	All economic activities	All establishments (EO 1 to 5)
F	Construction	All economic activities	All establishments (EO 1 to 5) Excludes listing of: ▪ Construction/project sites
G	Wholesale and Retail Trade; Repair of Motor Vehicles and Motorcycles	All economic activities, except retail sale via stalls and markets (G478)	All establishments (EO 1 to 5) Excludes listing of: ▪ sari-sari stores with no regularly paid employee
H	Transportation and Storage	All economic activities, except tricycle, calesas, pedicabs operation (H49322)	All establishments (EO 1 to 5) Excludes listing of: ▪ jeepney and UV express operation (H49321) without business office Includes listing of: ▪ Philippine Branch Office of foreign airlines
I	Accommodation and Food Service Activities	All economic activities	All establishments (EO 1 to 5)
J	Information and Communication	All economic activities	All establishments (EO 1 to 5)
K	Financial and Insurance Activities	All economic activities, including activities of holding companies except	All establishments (EO 1 to 5)
L	Real Estate Activities	All economic activities	All establishments (EO 1 to 5)
M	Professional, Scientific and Technical Activities	All economic activities	All establishments (EO 1 to 5)
2009 PSIC Section		SCOPE	COVERAGE
N	Administrative and Support Service Activities	All economic activities	All establishments (EO 1 to 5)
P	Education	All economic activities, except public education services	All establishments (EO 1 to 5)
Q	Human Health and Social Work Activities	All economic activities, except public medical (Q8611), dental and other health services (Q8621)	All establishments (EO 1 to 5) Excludes listing of: ▪ Clinics in medical arts buildings shared by doctors with specific clinic hours/schedules
R	Arts, Entertainment, and Recreation	All economic activities	All establishments (EO 1 to 5)
S	Other Service Activities	All economic activities, except activities of membership organizations (S94)	All establishments (EO 1 to 5)

C. Exclusions in the LE

1. Units not included in the LE are the following:
2. Ambulant peddlers ("maglalako") and hawkers and movable stall either along a public road or in a marketplace
3. Open stalls in shopping centers, malls, and markets
4. Individual professionals and technical workers or craftsmen who do not maintain fixed offices or shops
5. Construction or project sites

6. Sari-sari stores with no regularly paid employee
7. Retail sale via stalls and markets
8. Jeepney and AUV ("FX") operation (if without business office)
9. Tricycle, calesas, pedicabs operation
10. Public education services
11. Public medical, dental and other health services
12. Doctor's offices or clinics in hospitals
13. Medical clinics shared by at least two doctors
14. Central banking (BSP)
15. Government administrative and judicial offices; military and police camps and installations; government offices engaged in construction work
16. Business associations, employer's organizations, religious organizations, places of worship, political organizations, and other membership organizations
17. Extra-territorial Organization and Bodies (World Health Organization, UNESCO, etc)

D. Taxonomy of Establishments

Establishments listed in the LE are classified according to the following:

1. Economic Organization (EO) could be:

- EO 1- single establishment (No branch nor main office)
- EO 2- branch (Main office is located elsewhere within the Country)
- EO 3- establishment and main office (Both located in the same address and with branch/es elsewhere)
- EO 4- main office only (Office of an establishment/s which controls, supervises, directs another establishment/s)
- EO 5- ancillary unit (An economic unit that operates primarily or exclusively for a related establishment or group of establishments and produces goods or services that support but do not become part of the output of those establishment)

2. Legal Organization (LO) could be:

- LO 1- single proprietorship
- LO 2 - partnership
- LO 3 - government corporation
- LO 4 - stock corporation
- LO 5 - non-stock, non-profit corporation
- LO 6 - cooperative LO 7- other (e.g., foundations, etc.)

3. Geographic Location is based on the latest Philippine Standard Geographic Classification (PSGC).

4. Industry Classification

In general, the industrial classification of an economic unit is determined by the activity from which it derives its major income or revenue. The industries are coded using the 2009 Philippine Standard Industrial Classification (PSIC) with 2019 updates.

5. Establishment Size is based on Total Employment (TE) as follows:

The TE refers to the total number of persons who work in or for the establishment. This includes paid employees, working owners, unpaid workers and all employees who work full-time or part-time including seasonal workers. Persons working in the establishment but under a sub-contract agreement or manpower agencies/contractors are excluded.

- Size 0 - with TE of 1 to 4
- Size 1 - with TE of 5 to 9
- Size 2 - with TE of 10 to 19
- Size 3 - with TE of 20 to 49
- Size 4 - with TE of 50 to 99
- Size 5 - with TE of 100 to 199
- Size 6 - with TE of 200 to 499
- Size 7 - with TE of 500 to 999
- Size 8 - with TE of 1000 to 1999
- Size 9 - with TE of 2000 and over

6. MSME Classification

"For statistical purposes, establishments are grouped according to total employment as follows:

(National Statistics Office; Small and Medium Enterprise Development Council (SMEDC) Resolution No.1, Series 2003)

- Micro - Establishments with Total Employment of 1 to 9
- Small - Establishments with Total Employment of 10 to 99
- Medium - Establishments with Total Employment of 100 to 199
- Large - Establishments with Total Employment of 200 and Over

E. The Nationwide 2023 Updating of the List of Establishments (ULE)

Generally, a nationwide updating operation is undertaken during the reference year of the Census of Philippine Business and Industry (CPBI) primarily to provide an updated frame for the sample census. The CPBI is conducted within the year after the reference year.

The 2023 ULE was undertaken to collect information on the status of operation and updated characteristics of establishments. Data were gathered using face-to-face

interview of respondents or through self-accomplishment and submission to the PSA. The face-to-face interview was done through the computer-aided personal interview (CAPI) where the Android Tablet-Based ULE Application was used. In cases where CAPI cannot be used, the printed paper questionnaire was utilized. For respondents who preferred to accomplish the Inquiry Form by themselves, two options were made available – web-based/online questionnaire and fillable pdf form.

The latest updated LE as of March 2023 was the list subjected to the comprehensive updating operations. The data collection was conducted on 02 May to 31 July 2023. In some areas, however, the field operations were extended until September 2023.

The 2023 ULE operations added establishments newly captured and added to the list, including establishments which started their operations between 2020 to 2023; delisted establishments which permanently stopped operations; maintained establishments which temporarily stopped its operations at the time of visit; and, updated the characteristics of establishments still in operation.

The last comprehensive nationwide updating of the LE was done in 2021. This special nationwide 2021 ULE was conducted due to the needs for data to assess the changes in business and industries' operations at the height of pandemic and lockdowns. In 2022, updates in the LE came from the limited field updating covering establishments with temporarily stopped operation status in 2021 ULE. Updating using secondary sources plus gathering of updates from the reports of the establishments in the surveys also form part of the 2022 ULE activities.

The 2023 List of Establishments (LE) is generated based on the nationwide updating activity conducted by the Philippine Statistics Authority (PSA) in 2023, which covers all the 42,047 barangays nationwide from which 29,797 barangays have listed establishments in the preliminary 2022 List of establishments.