

STATEMENT OF APPROPRIATIONS, ALLOTMENTS, OBLIGATIONS, DISBURSEMENTS AND BALANCES
As at the Quarter Ending March 31, 2021

FAR No. 1

Department : National Economic and Development Authority (NEDA)
Agency/Entity : Philippine Statistics Authority
Operating Unit : Regional Statistical Services Office - IV-B
Organization Code (UACS) : 24 008 0300017
Fund Cluster : 01 Regular Agency Fund

Current Year Appropriations
 Supplemental Appropriations
 Continuing Appropriations

(e.g. UACS Fund Cluster: 01-Regular Agency Fund, 02-Foreign Assisted Projects Fund, 03-Special Account-Locally Funded/Domestic Grants Fund, and 04-Special Account-Foreign Assisted/Foreign Grants Fund)

Particulars	UACS CODE	Appropriations		Allotments					Current Year Obligations					Current Year Disbursements					Balances					
		Authorized Appropriations	Adjustments (Transfers for To/From, Modification or Augmentation)	Adjusted Appropriations	Allotments Received	Adjustments (Revolutions, Modifications or Augmentations)	Transfer To	Transfer From	Adjusted Total Allotments	1st Quarter Ending March 31	2nd Quarter Ending June 30	3rd Quarter Ending Sept. 30	4th Quarter Ending Dec. 31	TOTAL	1st Quarter Ending March 31	2nd Quarter Ending June 30	3rd Quarter Ending Sept. 30	4th Quarter Ending Dec. 31	TOTAL	Unreleased Appro	Unobligated Allotments	Unpaid Obligations (15-20)=(23+24)		
		3	4	5	6	7	8	9	10=(8+7)-6+9	11	12	13	14	15=(11+12+13+14)	16	17	18	19	20=(16+17+18+19)	21	22	23	24	
Agency Specific Budget		72,670,000.00	0.00	72,670,000.00	72,670,000.00	0.00	0.00	0.00	72,670,000.00	19,910,666.17	0.00	0.00	0.00	19,910,666.17	19,910,666.17	0.00	0.00	0.00	0.00	19,910,666.17	0.00	53,759,333.83	0.00	0.00
General Administration and Support	10008000000000	20,863,000.00	386,731.73	24,049,731.73	23,863,000.00	386,731.73	0.00	0.00	24,049,731.73	5,452,436.38	0.00	0.00	0.00	5,452,436.38	5,452,436.38	0.00	0.00	0.00	0.00	5,452,436.38	0.00	18,597,295.35	0.00	0.00
General management and supervision	100080100001000	20,863,000.00	386,731.73	24,049,731.73	23,863,000.00	386,731.73	0.00	0.00	24,049,731.73	5,452,436.38	0.00	0.00	0.00	5,452,436.38	5,452,436.38	0.00	0.00	0.00	0.00	5,452,436.38	0.00	18,597,295.35	0.00	0.00
PS		2,082,000.00	0.00	2,082,000.00	2,082,000.00	0.00	0.00	0.00	2,082,000.00	538,354.32	0.00	0.00	0.00	538,354.32	538,354.32	0.00	0.00	0.00	0.00	538,354.32	0.00	1,543,645.68	0.00	0.00
MOOE		21,581,000.00	386,731.73	21,967,731.73	21,581,000.00	386,731.73	0.00	0.00	21,967,731.73	4,914,082.06	0.00	0.00	0.00	4,914,082.06	4,914,082.06	0.00	0.00	0.00	0.00	4,914,082.06	0.00	17,053,649.67	0.00	0.00
Sub-Total, General Administration and Support		20,863,000.00	386,731.73	24,049,731.73	23,863,000.00	386,731.73	0.00	0.00	24,049,731.73	5,452,436.38	0.00	0.00	0.00	5,452,436.38	5,452,436.38	0.00	0.00	0.00	0.00	5,452,436.38	0.00	18,597,295.35	0.00	0.00
PS		2,082,000.00	0.00	2,082,000.00	2,082,000.00	0.00	0.00	0.00	2,082,000.00	538,354.32	0.00	0.00	0.00	538,354.32	538,354.32	0.00	0.00	0.00	0.00	538,354.32	0.00	1,543,645.68	0.00	0.00
MOOE		21,581,000.00	386,731.73	21,967,731.73	21,581,000.00	386,731.73	0.00	0.00	21,967,731.73	4,914,082.06	0.00	0.00	0.00	4,914,082.06	4,914,082.06	0.00	0.00	0.00	0.00	4,914,082.06	0.00	17,053,649.67	0.00	0.00
FinEx (if Applicable)		0.00	0.00	0.00	0.00	0.00	0.00	0.00	0.00	0.00	0.00	0.00	0.00	0.00	0.00	0.00	0.00	0.00	0.00	0.00	0.00	0.00	0.00	0.00
CO		0.00	0.00	0.00	0.00	0.00	0.00	0.00	0.00	0.00	0.00	0.00	0.00	0.00	0.00	0.00	0.00	0.00	0.00	0.00	0.00	0.00	0.00	0.00
Operations	30008000000000	46,007,000.00	(386,731.73)	45,620,268.27	46,007,000.00	(386,731.73)	0.00	0.00	45,620,268.27	13,458,231.79	0.00	0.00	0.00	13,458,231.79	13,458,231.79	0.00	0.00	0.00	0.00	13,458,231.79	0.00	35,162,036.48	0.00	0.00
CO - Relevant and accessible statistics provided or evidence-based decision making		41,350,000.00	(386,731.73)	40,963,268.27	41,350,000.00	(386,731.73)	0.00	0.00	40,963,268.27	11,388,331.39	0.00	0.00	0.00	11,388,331.39	11,388,331.39	0.00	0.00	0.00	0.00	11,388,331.39	0.00	29,574,936.86	0.00	0.00
NATIONAL STATISTICS DEVELOPMENT PROGRAM		41,350,000.00	(386,731.73)	40,963,268.27	41,350,000.00	(386,731.73)	0.00	0.00	40,963,268.27	11,388,331.39	0.00	0.00	0.00	11,388,331.39	11,388,331.39	0.00	0.00	0.00	0.00	11,388,331.39	0.00	29,574,936.86	0.00	0.00
Conduct of Censuses and Surveys on the Agriculture, Fisheries, Industry and Services Sectors	310180100001000	34,845,268.27	0.00	34,845,268.27	34,845,268.27	0.00	0.00	0.00	34,845,268.27	8,419,621.30	0.00	0.00	0.00	8,419,621.30	8,419,621.30	0.00	0.00	0.00	0.00	8,419,621.30	0.00	26,425,646.97	0.00	0.00
PS		26,322,000.00	0.00	26,322,000.00	26,322,000.00	0.00	0.00	0.00	26,322,000.00	6,288,636.46	0.00	0.00	0.00	6,288,636.46	6,288,636.46	0.00	0.00	0.00	0.00	6,288,636.46	0.00	20,033,363.54	0.00	0.00
MOOE		8,610,000.00	(386,731.73)	8,223,268.27	8,610,000.00	(386,731.73)	0.00	0.00	8,223,268.27	2,130,984.84	0.00	0.00	0.00	2,130,984.84	2,130,984.84	0.00	0.00	0.00	0.00	2,130,984.84	0.00	6,092,283.43	0.00	0.00
Conduct of Household-based Censuses and Surveys	310180100002000	6,152,000.00	0.00	6,152,000.00	6,152,000.00	0.00	0.00	0.00	6,152,000.00	2,978,710.09	0.00	0.00	0.00	2,978,710.09	2,978,710.09	0.00	0.00	0.00	0.00	2,978,710.09	0.00	3,173,289.91	0.00	0.00
PS		5,533,000.00	0.00	5,533,000.00	5,533,000.00	0.00	0.00	0.00	5,533,000.00	2,363,775.89	0.00	0.00	0.00	2,363,775.89	2,363,775.89	0.00	0.00	0.00	0.00	2,363,775.89	0.00	3,180,224.11	0.00	0.00
MOOE		619,000.00	0.00	619,000.00	619,000.00	0.00	0.00	0.00	619,000.00	614,934.20	0.00	0.00	0.00	614,934.20	614,934.20	0.00	0.00	0.00	0.00	614,934.20	0.00	4,065.80	0.00	0.00
STATISTICAL POLICY AND COORDINATION PROGRAM		306,000.00	0.00	306,000.00	306,000.00	0.00	0.00	0.00	306,000.00	0.00	0.00	0.00	0.00	0.00	0.00	0.00	0.00	0.00	0.00	306,000.00	0.00	306,000.00	0.00	0.00
CO - Citizen's access to social services facilitated		7,617,000.00	0.00	7,617,000.00	7,617,000.00	0.00	0.00	0.00	7,617,000.00	2,059,900.40	0.00	0.00	0.00	2,059,900.40	2,059,900.40	0.00	0.00	0.00	0.00	2,059,900.40	0.00	5,557,099.60	0.00	0.00
CIVIL REGISTRATION PROGRAM		7,617,000.00	0.00	7,617,000.00	7,617,000.00	0.00	0.00	0.00	7,617,000.00	2,059,900.40	0.00	0.00	0.00	2,059,900.40	2,059,900.40	0.00	0.00	0.00	0.00	2,059,900.40	0.00	5,557,099.60	0.00	0.00
Processing and Archiving of Civil Registry Documents	302180100001000	7,617,000.00	0.00	7,617,000.00	7,617,000.00	0.00	0.00	0.00	7,617,000.00	2,059,900.40	0.00	0.00	0.00	2,059,900.40	2,059,900.40	0.00	0.00	0.00	0.00	2,059,900.40	0.00	5,557,099.60	0.00	0.00

This report was generated using the Unified Reporting System on 25/05/2021 06:17 version: FAR 1.2.5 ; Status : SUBMITTED

Department : National Economic and Development Authority (NEDA)
 Agency/Entity : Philippine Statistics Authority
 Operating Unit : Regional Statistical Services Office - IV-B
 Organization Code (UACS) : 24 008 030017
 Fund Cluster : 01 Regular Agency Fund
 (e.g. UACS Fund Cluster: 01-Regular Agency Fund, 02-Foreign Assisted Projects Fund, 03-Special Account-Locally Funded/Domestic Grants Fund, and 04-Special Account-Foreign Assisted/Foreign Grants Fund)


X	Current Year Appropriations
	Supplemental Appropriations
	Continuing Appropriations


Particulars	UACS CODE	Appropriations					Allotments		Current Year Obligations					Current Year Disbursements					Balances					
		Authorized Appropriations	Revisions (Increase/Decrease)	Adjusted Appropriations	Allotments Received	Adjustments (Reductions, Modifications, Augmentations)	Transfer To	Transfer From	Adjusted Total Allotments	1st Quarter Ending March 31	2nd Quarter Ending June 30	3rd Quarter Ending Sept. 30	4th Quarter Ending Dec. 31	TOTAL	1st Quarter Ending March 31	2nd Quarter Ending June 30	3rd Quarter Ending Sept. 30	4th Quarter Ending Dec. 31	TOTAL	Unreleased Appro	Unobligated Allotments	Unpaid Obligations (15-20)+(23+24)		
		3	4	5=(3+4)	6	7	8	9	10=(9+7)-8+9	11	12	13	14	15=(11+12+13+14)	16	17	18	19	20=(16+17+18+19)	21	22	23	24	
PS		4,961,000.00	0.00	4,961,000.00	4,961,000.00	0.00	0.00	0.00	4,961,000.00	1,277,481.93	0.00	0.00	0.00	1,277,481.93	1,277,481.93	0.00	0.00	0.00	0.00	1,277,481.93	0.00	3,683,518.07	0.00	0.00
MOOE		2,856,000.00	0.00	2,856,000.00	2,856,000.00	0.00	0.00	0.00	2,856,000.00	782,418.47	0.00	0.00	0.00	782,418.47	782,418.47	0.00	0.00	0.00	0.00	782,418.47	0.00	1,873,581.53	0.00	0.00
Sub-Total, Operations		49,007,000.00	(386,731.73)	48,620,268.27	49,007,000.00	(386,731.73)	0.00	0.00	48,620,268.27	13,458,231.79	0.00	0.00	0.00	13,458,231.79	13,458,231.79	0.00	0.00	0.00	0.00	13,458,231.79	0.00	35,162,036.48	0.00	0.00
PS		36,816,000.00	0.00	36,816,000.00	36,816,000.00	0.00	0.00	0.00	36,816,000.00	9,929,894.26	0.00	0.00	0.00	9,929,894.26	9,929,894.26	0.00	0.00	0.00	0.00	9,929,894.26	0.00	26,886,105.72	0.00	0.00
MOOE		12,181,000.00	(386,731.73)	11,804,268.27	12,191,000.00	(386,731.73)	0.00	0.00	11,804,268.27	3,528,337.51	0.00	0.00	0.00	3,528,337.51	3,528,337.51	0.00	0.00	0.00	0.00	3,528,337.51	0.00	8,275,930.76	0.00	0.00
FinEx (If Applicable)		0.00	0.00	0.00	0.00	0.00	0.00	0.00	0.00	0.00	0.00	0.00	0.00	0.00	0.00	0.00	0.00	0.00	0.00	0.00	0.00	0.00	0.00	0.00
CO		0.00	0.00	0.00	0.00	0.00	0.00	0.00	0.00	0.00	0.00	0.00	0.00	0.00	0.00	0.00	0.00	0.00	0.00	0.00	0.00	0.00	0.00	0.00
Sub-Total, I. Agency Specific Budget		72,670,000.00	0.00	72,670,000.00	72,670,000.00	0.00	0.00	0.00	72,670,000.00	18,910,668.17	0.00	0.00	0.00	18,910,668.17	18,910,668.17	0.00	0.00	0.00	0.00	18,910,668.17	0.00	53,759,331.83	0.00	0.00
PS		38,898,000.00	0.00	38,898,000.00	38,898,000.00	0.00	0.00	0.00	38,898,000.00	10,468,248.60	0.00	0.00	0.00	10,468,248.60	10,468,248.60	0.00	0.00	0.00	0.00	10,468,248.60	0.00	28,429,751.40	0.00	0.00
MOOE		33,772,000.00	0.00	33,772,000.00	33,772,000.00	0.00	0.00	0.00	33,772,000.00	8,442,419.57	0.00	0.00	0.00	8,442,419.57	8,442,419.57	0.00	0.00	0.00	0.00	8,442,419.57	0.00	25,329,589.43	0.00	0.00
FinEx (If Applicable)		0.00	0.00	0.00	0.00	0.00	0.00	0.00	0.00	0.00	0.00	0.00	0.00	0.00	0.00	0.00	0.00	0.00	0.00	0.00	0.00	0.00	0.00	0.00
CO		0.00	0.00	0.00	0.00	0.00	0.00	0.00	0.00	0.00	0.00	0.00	0.00	0.00	0.00	0.00	0.00	0.00	0.00	0.00	0.00	0.00	0.00	0.00
I. Automatic Appropriations		3,578,000.00	0.00	3,578,000.00	3,578,000.00	0.00	0.00	0.00	3,578,000.00	1,099,960.24	0.00	0.00	0.00	1,099,960.24	1,099,960.24	0.00	0.00	0.00	0.00	1,099,960.24	0.00	2,478,039.76	0.00	0.00
Specific Budgets of National Government Agencies		3,578,000.00	0.00	3,578,000.00	3,578,000.00	0.00	0.00	0.00	3,578,000.00	1,099,960.24	0.00	0.00	0.00	1,099,960.24	1,099,960.24	0.00	0.00	0.00	0.00	1,099,960.24	0.00	2,478,039.76	0.00	0.00
Retirement and Life Insurance Premiums		3,578,000.00	0.00	3,578,000.00	3,578,000.00	0.00	0.00	0.00	3,578,000.00	1,099,960.24	0.00	0.00	0.00	1,099,960.24	1,099,960.24	0.00	0.00	0.00	0.00	1,099,960.24	0.00	2,478,039.76	0.00	0.00
PS		3,578,000.00	0.00	3,578,000.00	3,578,000.00	0.00	0.00	0.00	3,578,000.00	1,099,960.24	0.00	0.00	0.00	1,099,960.24	1,099,960.24	0.00	0.00	0.00	0.00	1,099,960.24	0.00	2,478,039.76	0.00	0.00
Sub-Total II. Automatic Appropriations		3,578,000.00	0.00	3,578,000.00	3,578,000.00	0.00	0.00	0.00	3,578,000.00	1,099,960.24	0.00	0.00	0.00	1,099,960.24	1,099,960.24	0.00	0.00	0.00	0.00	1,099,960.24	0.00	2,478,039.76	0.00	0.00
PS		3,578,000.00	0.00	3,578,000.00	3,578,000.00	0.00	0.00	0.00	3,578,000.00	1,099,960.24	0.00	0.00	0.00	1,099,960.24	1,099,960.24	0.00	0.00	0.00	0.00	1,099,960.24	0.00	2,478,039.76	0.00	0.00
MOOE		0.00	0.00	0.00	0.00	0.00	0.00	0.00	0.00	0.00	0.00	0.00	0.00	0.00	0.00	0.00	0.00	0.00	0.00	0.00	0.00	0.00	0.00	0.00
FinEx (If Applicable)		0.00	0.00	0.00	0.00	0.00	0.00	0.00	0.00	0.00	0.00	0.00	0.00	0.00	0.00	0.00	0.00	0.00	0.00	0.00	0.00	0.00	0.00	0.00
CO		0.00	0.00	0.00	0.00	0.00	0.00	0.00	0.00	0.00	0.00	0.00	0.00	0.00	0.00	0.00	0.00	0.00	0.00	0.00	0.00	0.00	0.00	0.00
IV. Reversion of the Unobligated Allotments charged against R.A. Nos. 11469 and 11494		0.00	0.00	0.00	0.00	0.00	0.00	0.00	0.00	0.00	0.00	0.00	0.00	0.00	0.00	0.00	0.00	0.00	0.00	0.00	0.00	0.00	0.00	0.00
GRAND TOTAL		76,248,000.00	0.00	76,248,000.00	76,248,000.00	0.00	0.00	0.00	76,248,000.00	20,910,628.41	0.00	0.00	0.00	20,910,628.41	20,910,628.41	0.00	0.00	0.00	0.00	20,910,628.41	0.00	56,237,371.59	0.00	0.00
PS		42,478,000.00	0.00	42,478,000.00	42,478,000.00	0.00	0.00	0.00	42,478,000.00	11,568,208.84	0.00	0.00	0.00	11,568,208.84	11,568,208.84	0.00	0.00	0.00	0.00	11,568,208.84	0.00	30,907,791.16	0.00	0.00
MOOE		33,772,000.00	0.00	33,772,000.00	33,772,000.00	0.00	0.00	0.00	33,772,000.00	8,442,419.57	0.00	0.00	0.00	8,442,419.57	8,442,419.57	0.00	0.00	0.00	0.00	8,442,419.57	0.00	25,329,589.43	0.00	0.00


Recapitulation by CO

Agency Specific Budget	49,007,000.00	(388,731.73)	48,620,268.27	49,007,000.00	(388,731.73)	0.00	0.00	43,620,268.27	13,458,231.79	0.00	0.00	0.00	13,458,231.79	13,458,231.79	0.00	0.00	0.00	13,458,231.79	0.00	35,161,036.48	0.00	0.00
NATIONAL STATISTICS DEVELOPMENT PROGRAM	41,084,000.00	(388,731.73)	40,697,268.27	41,084,000.00	(388,731.73)	0.00	0.00	40,697,268.27	11,388,331.39	0.00	0.00	0.00	11,388,331.39	11,388,331.39	0.00	0.00	0.00	11,388,331.39	0.00	28,281,936.98	0.00	0.00
STATISTICAL POLICY AND COORDINATION PROGRAM	308,000.00	0.00	308,000.00	308,000.00	0.00	0.00	0.00	308,000.00	0.00	0.00	0.00	0.00	0.00	0.00	0.00	0.00	0.00	0.00	0.00	308,000.00	0.00	0.00
CIVIL REGISTRATION PROGRAM	7,617,000.00	0.00	7,617,000.00	7,617,000.00	0.00	0.00	0.00	7,617,000.00	2,059,900.40	0.00	0.00	0.00	2,059,900.40	2,059,900.40	0.00	0.00	0.00	2,059,900.40	0.00	5,957,099.00	0.00	0.00

This report was generated using the Unified Reporting System on 25/05/2021 06:18 version: FAR1 2.5 ; Status : SUBMITTED


GENELLE M. GASIC
 Budget Officer
 Date: May 25, 2021


MA. LYDIE BRUNO
 Chief Accountant
 Date: May 25, 2021


LEON R. RIO LORIDO
 Regional Director
 Date: May 25, 2021

DENNIS S. MAPA, Ph.D.
 National Statistician and Civil Registrar General
 Date: