



## SPECIAL RELEASE

### **Gainful Workers in Oriental Mindoro (2020 Census of Population and Housing)**

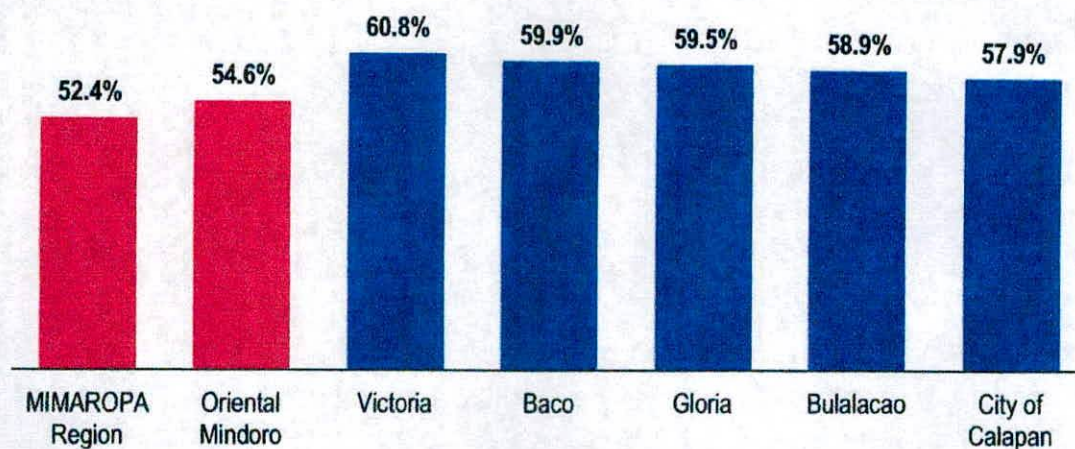
Date of Release: 14 April 2025

Reference No. 2025-SR-48

**Fifty-four percent of the household population 15 years old and over are engaged in a gainful activity**

In 2020, the Oriental Mindoro had 616,251 household population 15 years and over. Of this total, around 336,433 persons or 54.6 percent were engaged in a gainful activity during 12 months preceding the census. This was 2.2 percentage points higher than the regional proportion of persons engaged in a gainful activity at 52.4 percent. (Figure 1 and Table A)

**Figure 1. Top Five Municipalities with Highest Proportion of Household Population 15 Years Old and Over with a Gainful Activity:  
MIMAROPA Region and Oriental Mindoro, 2020**



**Source:** Philippine Statistics Authority, 2020 Census of Population and Housing

Among all city/municipalities in Oriental Mindoro, Victoria had the highest proportion of gainful persons at 60.8 percent of its household population 15 years old and over, or nearly 21.6 thousand persons. Moreover, Baco ranked second with 59.9 percent,





and Gloria ranked third with 53.7 percent. Other city/municipalities that surpassed the provincial proportion of gainful persons include Bulalacao (58.9%), City of Calapan (57.9%), Bansud (57.3%), and San Teodoro (56.4%). (Figure 1 and Table A)

### **Two in every three persons who were engaged in a gainful activity are males**

Among 336.4 thousand persons with gainful activity in Oriental Mindoro, males comprised 66.4 percent, while females accounted for the remaining 33.6 percent. The municipality of Bulalacao showed the highest proportion of males with gainful activity at 75.3 percent. It was followed by Mansalay (74.1%) and Pola (73.9%). (Table 1 and Table A)

On the other hand, the City of Calapan had the highest proportion of females with gainful activity in the city at 38.8 percent. This was closely followed by Puerto Galera with females accounting to 38.4 percent who have been engaging in a gainful activity. (Figure 1 and Table 1)

**Table 1. Household Population 15 Years Old and Over with Gainful Activities by Sex and Municipalities in Oriental Mindoro: 2020**

Province and Municipalities	Gainful Workers 15 Years Old and Over			Percent Share by Sex	
	Both Sexes	Male	Female	Male	Female
<b>Oriental Mindoro <sup>1/</sup></b>	<b>336,433</b>	<b>223,245</b>	<b>113,188</b>	<b>66.4</b>	<b>33.6</b>
Baco	16,385	10,573	5,812	64.5	35.5
Bansud	16,141	10,647	5,494	66.0	34.0
Bongabong	26,439	18,119	8,320	68.5	31.5
Bulalacao	14,251	10,736	3,516	75.3	24.7
City of Calapan	60,019	36,733	23,286	61.2	38.8
Gloria	20,404	12,909	7,495	63.3	36.7
Mansalay	17,978	13,330	4,648	74.1	25.9
Naujan	40,956	27,780	13,176	67.8	32.2
Pinamalayan	31,822	21,019	10,803	66.1	33.9
Pola	12,136	8,971	3,165	73.9	26.1
Puerto Galera	16,762	10,319	6,443	61.6	38.4
Roxas	19,608	13,427	6,181	68.5	31.5
San Teodoro	7,145	4,866	2,279	68.1	31.9
Socorro	14,813	10,330	4,482	69.7	30.3
Victoria	21,573	13,486	8,087	62.5	37.5

**Notes:** 1/ Figures are based on 20-percent sample households. Details may not add up to total due to rounding off.

**Source:** Philippine Statistics Authority, 2020 Census of Population and Housing



### More than three out of five gainful workers' age falls between 20 to 44 years old

The highest representation of gainful persons in terms of age group falls between 25 to 29 years with nearly 46.3 thousand persons or 13.8 percent of the total number of gainful workers in Oriental Mindoro. Other age groups with more than 10.0 percent share to the provincial number of gainful workers include 30 to 34 years with 44.1 thousand persons (13.1%), 35 to 39 years with 41.3 thousand persons (12.3%), 40 to 44 years with 39.0 thousand persons (11.6%), 20 to 24 years with 36.8 thousand persons (10.9%) and 45 to 49 years with nearly 34.0 thousand persons (10.1%). In addition, 34.5 thousand senior citizens had gainful activities which corresponds to a 10.3 percent share (60 to 64 years: 4.9%, 65 years and over: 5.3%). Meanwhile, gainful persons whose age 15 to 19 years had the smallest representation with 8.2 thousand persons or 2.4 percent of the provincial total gainful persons. (Table 2 and Table B)

**Table 2. Household Population 15 Years Old and Over with Gainful Activities by Sex and by Age Group in Oriental Mindoro: 2020**

Age Group	Gainful Workers 15 Years Old and Over			Percent Share by Sex	
	Both Sexes	Male	Female	Male	Female
<b>Oriental Mindoro <sup>1/</sup></b>	<b>336,433</b>	<b>223,245</b>	<b>113,188</b>	<b>66.4</b>	<b>33.6</b>
15-19	8,209	5,843	2,366	71.2	28.8
20-24	36,797	23,642	13,155	64.2	35.8
25-29	46,268	30,797	15,471	66.6	33.4
30-34	44,096	29,642	14,454	67.2	32.8
35-39	41,260	27,417	13,843	66.4	33.6
40-44	39,034	25,891	13,143	66.3	33.7
45-49	33,994	22,862	11,131	67.3	32.7
50-54	29,134	19,316	9,818	66.3	33.7
55-59	23,134	15,358	7,776	66.4	33.6
60-64	16,636	11,050	5,586	66.4	33.6
65 and over	17,872	11,426	6,446	63.9	36.1

**Note:** 1/ Figures are based on 20-percent sample households. Details may not add up to total due to rounding off.

**Source:** Philippine Statistics Authority, 2020 Census of Population and Housing

In terms of sex, the age group with the highest proportion of male gainful persons in Oriental Mindoro was 15 to 19 years old at 71.2 percent. Other age groups that exceeded the provincial proportion of males with gainful activities of 66.4 percent include 45 to 49 years (67.3%), 30 to 34 years (67.2%), and 25 to 29 years (66.5%).



Meanwhile, males had the smallest share among persons with gainful activities whose age is at least 65 years (63.9%). (Table 2 and Table B)

### More than three in ten gainful persons are elementary occupation workers

Among the major occupation groups, elementary occupation was the largest. This comprises 104.3 thousand persons with a corresponding 31.0 percent share to Oriental Mindoro's total number of persons with gainful activity in 2020. It was followed by skilled agricultural, forestry and fishery workers with 59.3 thousand persons (17.6%), and service and sales workers with 56.8 thousand persons (16.9%). Meanwhile, armed forces occupations had the smallest share at 0.1 percent and was followed by clerical support workers followed at 3.7 percent. (Table 3 and Table B)

**Table 3. Household Population 15 Years Old and Over with Gainful Activities by Sex and by Age Group, Oriental Mindoro: 2020**

Major Occupation Group	Gainful Workers 15 Years Old and Over			Percent Share by Sex	
	Both Sexes	Male	Female	Male	Female
<b>Oriental Mindoro</b>	<b>336,433</b>	<b>223,245</b>	<b>113,188</b>	<b>66.4</b>	<b>33.6</b>
Managers	23,253	12,587	10,666	54.1	45.9
Professionals	17,995	5,723	12,272	31.8	68.2
Technicians and Associate Professionals	15,301	7,968	7,334	52.1	47.9
Clerical Support Workers	12,526	5,203	7,323	41.5	58.5
Service and Sales Workers	56,820	21,895	34,925	38.5	61.5
Skilled Agricultural, Forestry and Fishery Workers	59,319	52,236	7,083	88.1	11.9
Crafts and Related Trades Workers	23,226	20,086	3,140	86.5	13.5
Plant and Machine Operators, and Assemblers	21,396	20,696	700	96.7	3.3
Elementary Occupation	104,312	75,596	28,717	72.5	27.5
Armed Forces Occupations	417	397	20	95.2	4.8
Not Reported	1,867	857	1,009	45.9	54.1

**Note:** 1/ Figures are based on 20-percent sample households. Details may not add up to total due to rounding off.

**Source:** Philippine Statistics Authority, 2020 Census of Population and Housing



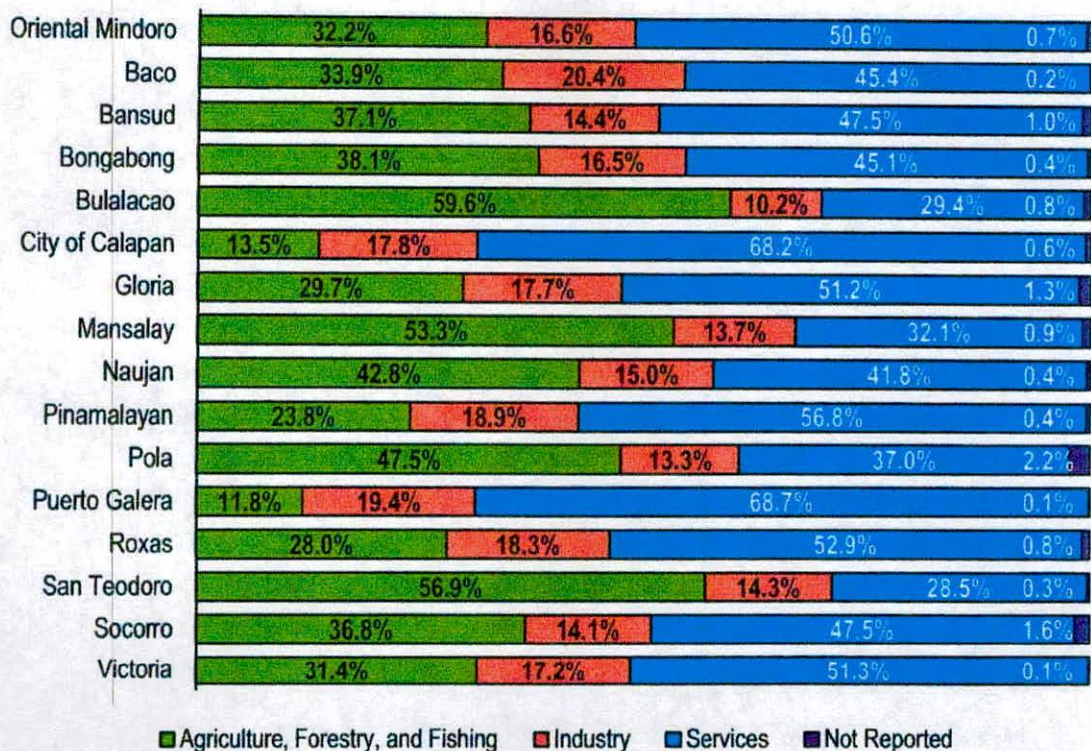
Males out proportioned females among the total gainful workers. However, by major occupation group, females outnumbered males among the professional gainful workers (female: 68.2%, and male: 31.8%), service and sales workers (female: 61.5%, and male: 38.5%), and clerical support workers (female: 58.5%, and male: 41.5%). (Table 3 and Table B)

On the other hand, the top three major occupation group where males dominated females include plant and machine operators and assemblers (female: 3.3% and male: 96.7%), armed forces occupations (female: 4.8% and male: 95.2%), and skilled agricultural, forestry and fishery workers (female: 11.9% and male: 88.1%). (Table 3 and Table B)

### Fifty percent of gainful workers are in the services sector

By major sector of business / industry, the largest share of gainful workers in Oriental Mindoro was reported in the services sector with 50.6 percent. The agriculture, forestry, and fishing sector accounted for 32.2 percent, while industry sector had 16.6 percent of the province's total gainful persons. (Figure 2 and Table C)

**Figure 2. Percentage Distribution of Gainful Workers by Major Sector of Business / Industry, Oriental Mindoro: 2020**



**Notes:** Figures are based on 20-percent sample households. Details may not add up to total due to rounding off.

**Source:** Philippine Statistics Authority, 2020 Census of Population and Housing



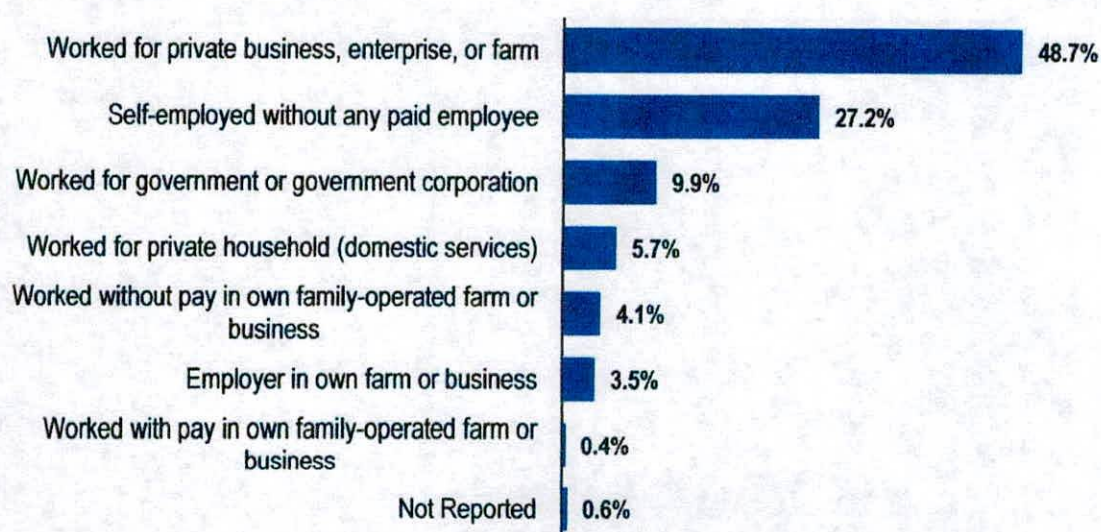
The services sector was predominant in Oriental Mindoro with 50.6 percent. Among its city/municipalities, Puerto Galera had the highest share gainful workers in the services sector at 68.7 percent. This was closely followed by City of Calapan at 68.2 percent. (Figure 2 and Table C)

In addition, only three municipalities of Oriental Mindoro are predominant in agriculture, forestry, and fishing. These are Bulalacao (59.6%), San Teodoro (56.9%), and Mansalay (53.3%). Although no city/municipality in the province is predominantly industrial, it can be noted that Baco (20.4%), Puerto Galera (19.4%), Pinamalayan (18.9%), Roxas (18.3%), City of Calapan (17.8%), Gloria (17.7%), Victoria (17.2%) exceeded the provincial level proportion of gainful workers who are industry-based. (Figure 2 and Table C)

### **Twelve in 25 gainful persons works for private businesses, enterprises, or farms**

Among the seven classes of workers in the region, those who worked for private businesses, enterprises, farms topped with about 163.7 thousand gainful workers (48.7%). This was followed by those who were self-employed without any paid employee with 91.5 thousand (27.2%), and government corporation workers, with 33.4 thousand (9.9%). Meanwhile, working with pay in their own family-operated farm or business was recorded as the least common class of worker, with nearly 1.2 thousand persons (0.4%). (Figure 3 and Table D)

**Figure 3. Percentage Distribution of Gainful Workers by Class of Worker, Oriental Mindoro: 2020**



**Notes:** Figures are based on 20-percent sample households. Details may not add up to total due to rounding off.

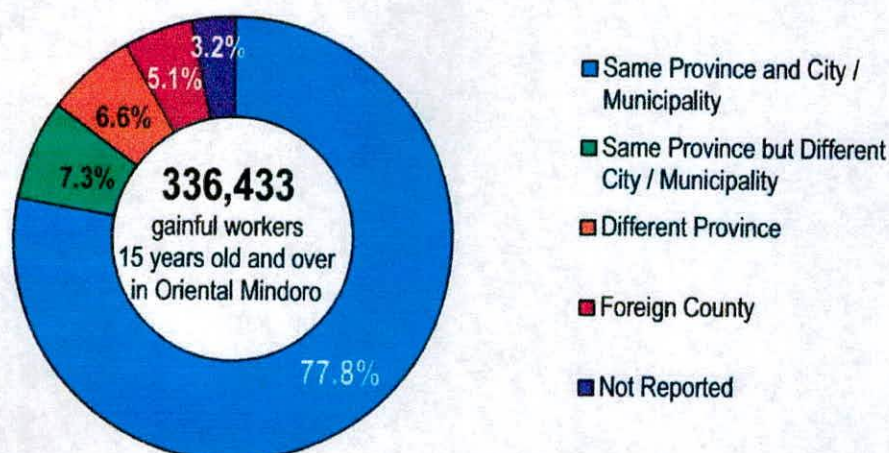
**Source:** Philippine Statistics Authority, 2020 Census of Population and Housing



### Seven in nine gainful workers work in the same province and city/municipality of their residence

During the 12 months preceding the census, people with a gainful activity who worked in the same province and city/municipality of their residence accounted for 77.8 percent of the gainful workers 15 years old and over. Meanwhile, 7.3 percent worked within the same province of their residence but in a different city/municipality, 6.6 percent worked in a different province, and 5.1 percent worked in a foreign country. (Figure 4 and Table E)

**Figure 4. Percentage Distribution of Gainful Workers by Place of Work, Oriental Mindoro: 2020**



**Notes:** Figures are based on 20-percent sample households. Details may not add up to total due to rounding off.

**Source:** Philippine Statistics Authority, 2020 Census of Population and Housing

Across municipalities, the highest proportion of gainful persons who worked in the same municipality and city of residence was at the Bulalacao at 84.5 percent. Moreover, Baco had the highest proportion of gainful persons who worked within the Oriental Mindoro but different city/municipality of residence at 13.8 percent. Furthermore, Socorro had the highest proportion of gainful persons who worked in different province at 9.7 percent, while Victoria had the highest incidence of gainful persons who worked in a foreign country at 7.0 percent. (Table E)

### Seven out of ten persons with non-gainful activities are female

In 2020, a total of 279,818 persons in Oriental Mindoro were engaged in non-gainful activities or special occupation in the past 12 months. This translates to 45.4 percent of the provincial's household population 15 years old and over. Reported non-gainful

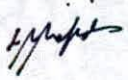



persons can be either housekeepers in own home, students, pensioners, retired, persons with disability, dependent, new workers seeking employment, or experienced workers seeking reemployment. (Table F)

Of the total number of non-gainful persons in the region, nearly 194.3 thousand were females (69.4%), while about 85.5 thousand were males (30.6%). In terms of age groups, three out of ten non-gainful persons or 30.5 percent falls between 15 to 19 years with a total of 85.3 thousand. This was followed by 20 to 24 years with 43.2 thousand non-gainful persons (8.8%), and 65 years and over with 32.0 thousand non-gainful persons (11.4%). (Table F)

Among municipalities, City of Calapan showed the highest number of non-gainful person at 43.7 thousand or 15.6 percent share to the provincial total number of non-gainful persons. Naujan followed with a total of 34.5 thousand (12.3%) and Pinamalayan with 30.6 thousand (10.9%). (Table F)

The statistics presented in this special release were based on the information provided by the respondent or any responsible member in the household who may provide accurate answers to the questions and give correct information about the household.

  
Digitally signed  
by Rioflorido  
Leni Rocha  
Date:  
2025.04.14  
16:39:39 +0800  
**LENI R. RIOFLORIDO**  
Regional Director  
  
MLLM / RRL / CBDT