



# SPECIAL RELEASE

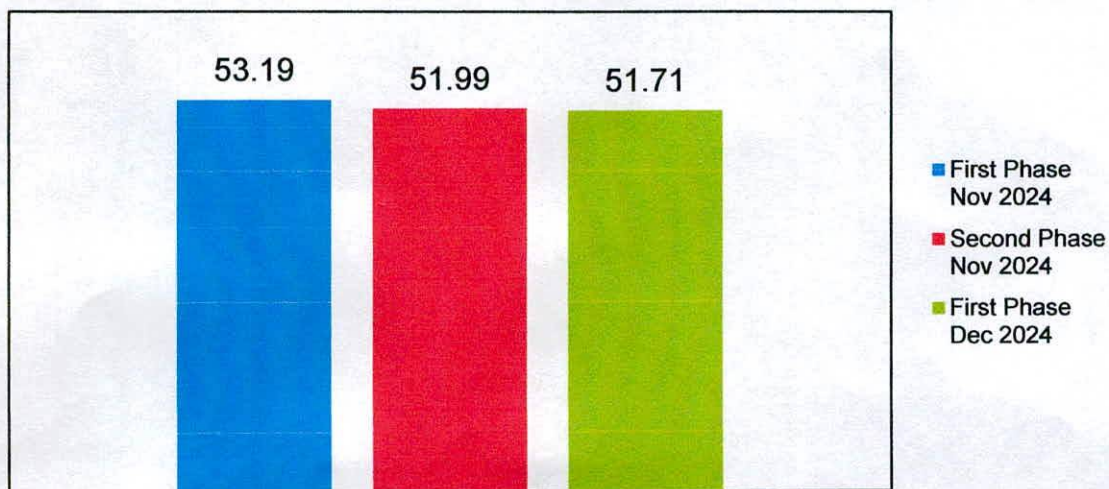
## Price Situationer of Selected Agricultural Commodities MIMAROPA Region First Phase of December 2024 (Reference Period: 01 to 05 December 2024)

Date of Release: 27 December 2024  
Reference No. 2024-SR-128

### 1. Rice, Well Milled

In the MIMAROPA Region, a kilogram of well milled rice had an average retail price of PhP 51.71 during the first phase of December 2024 (01 to 05 December 2024), lower than its average retail price of PhP 51.99 per kilogram in the second phase of November 2024 (15 to 17 November 2024). Similarly, this was lower relative to its price level in the first phase of November 2024 (01 to 05 November 2024) at PhP 53.19 per kilogram. (Figure 1)

Figure 1. Average Retail Price per Kilogram of Well-Milled Rice in the MIMAROPA Region (Price in Philippine Peso)



**Source:** Philippine Statistics Authority, *Retail Price Survey of Selected Commodities for the Generation of Consumer Price Index*

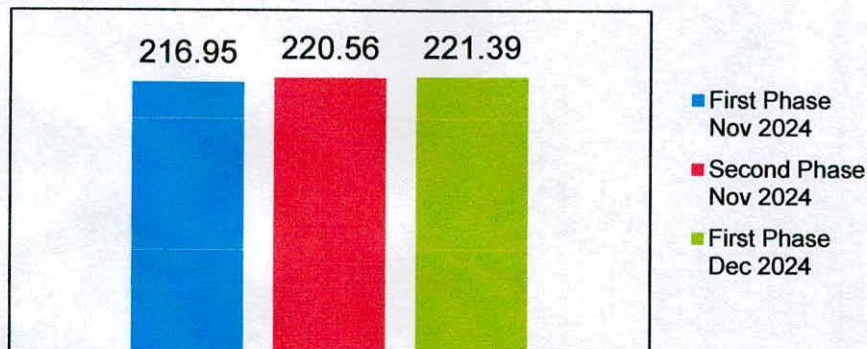




## 2. Dressed Chicken

An average retail price of PhP 221.39 per kilogram at the regional level was reported for dressed chicken during the first phase of December 2024. It showed an increase from its average retail prices of PhP 220.56 per kilogram in the second phase of November 2024 and PhP 216.95 per kilogram in the first phase of November 2024. (Figure 2)

Figure 2. Average Retail Price per Kilogram of Dressed Chicken in the MIMAROPA Region (Price in Philippine Peso)

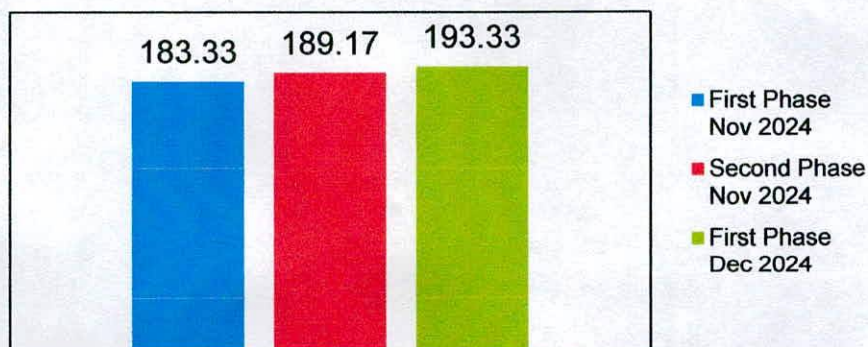


Source: Philippine Statistics Authority, *Retail Price Survey of Selected Commodities for the Generation of Consumer Price Index*

## 3. Galunggong

A kilogram of galunggong in the region had an average retail price of PhP 193.33 during the first phase of December 2024. This was higher than the average retail prices of PhP 189.17 per kilogram in the second phase of November 2024 and PhP 183.33 per kilogram in the first phase of November 2024. (Figure 3)

Figure 3. Average Retail Price per Kilogram of Galunggong in the MIMAROPA Region (Price in Philippine Peso)



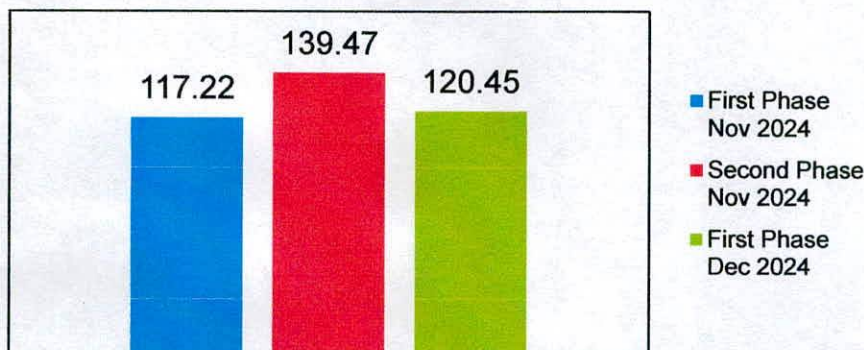
Source: Philippine Statistics Authority, *Retail Price Survey of Selected Commodities for the Generation of Consumer Price Index*



#### 4. Eggplant

A kilogram of eggplant in the region had an average retail price of PhP 120.45 during the first phase of December 2024. This showed a decrease from its average retail price of PhP 139.47 per kilogram in the second phase of November 2024. In contrast, this was higher relative to its price level in the first phase of November 2024 at PhP 117.22 per kilogram. (Figure 4)

Figure 4. Average Retail Price per Kilogram of Eggplant in the MIMAROPA Region (Price in Philippine Peso)

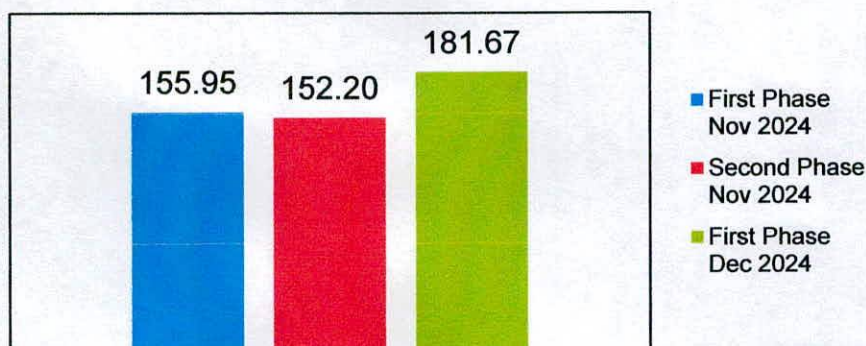


Source: Philippine Statistics Authority, *Retail Price Survey of Selected Commodities for the Generation of Consumer Price Index*

#### 5. Tomato

An average retail price of PhP 181.67 per kilogram at the national level was reported for tomato during the first phase of December 2024. It grew from the average retail prices of PhP 152.20 per kilogram in the second phase of November 2024 and PhP 155.95 per kilogram in the first phase of November 2024. (Figure 5)

Figure 5. Average Retail Price per Kilogram of Tomato in the MIMAROPA Region (Price in Philippine Peso)



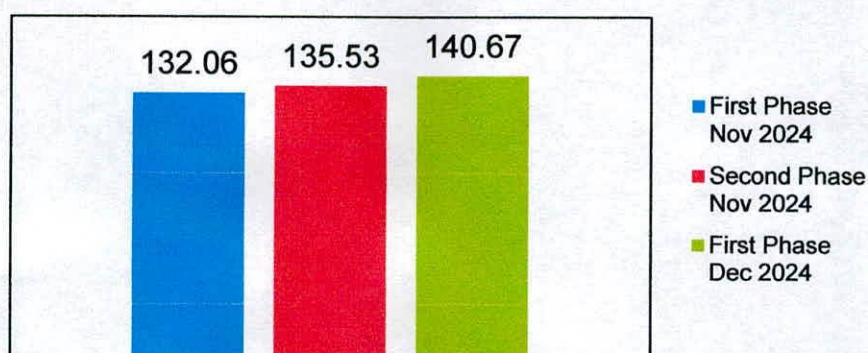
Source: Philippine Statistics Authority, *Retail Price Survey of Selected Commodities for the Generation of Consumer Price Index*



## 6. Onion, Red

In the MIMAROPA Region, a kilogram of onion (red) had an average retail price of PhP 140.67 during the first phase of December 2024, higher than its average retail price of PhP 135.53 per kilogram in the second phase of November 2024. Additionally, this registered an increase relative to its price level in the first phase of November 2024 at PhP 132.06 per kilogram. (Figure 6)

Figure 6. Average Retail Price per Kilogram of Onion (Red) in the MIMAROPA Region (Price in Philippine Peso)

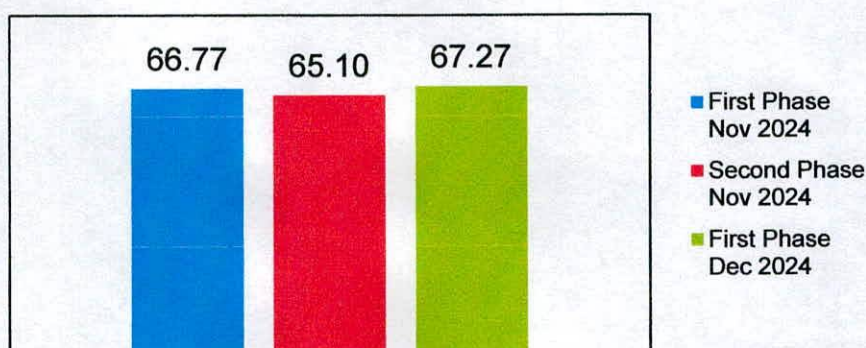


Source: Philippine Statistics Authority, *Retail Price Survey of Selected Commodities for the Generation of Consumer Price Index*

## 7. Papaya

At the regional level, papaya had an average retail price of PhP 67.27 per kilogram during the first phase of December 2024. This was higher than the average retail prices of PhP 65.10 per kilogram recorded in the second phase of November 2024 and PhP 66.77 per kilogram during the first phase of November 2024. (Figure 7)

Figure 7. Average Retail Price per Kilogram of Papaya in the MIMAROPA Region (Price in Philippine Peso)



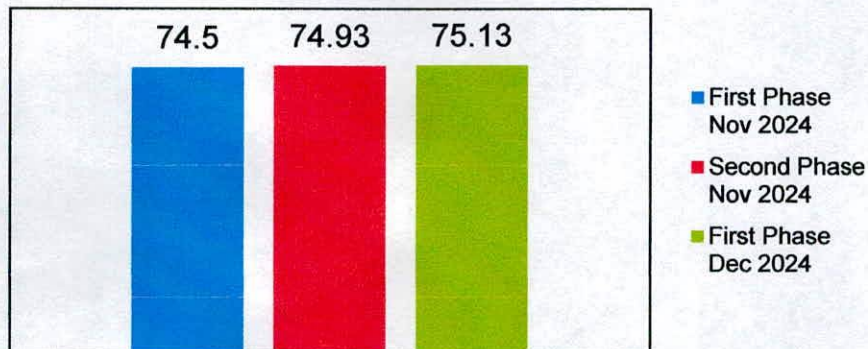
Source: Philippine Statistics Authority, *Retail Price Survey of Selected Commodities for the Generation of Consumer Price Index*




## 8. Brown Sugar


A kilogram of brown sugar had an average retail price of PhP 75.13 during the first phase of December 2024. This was higher than the average retail prices of PhP 74.93 per kilogram recorded in the second phase of November 2024 and PhP 74.5 per kilogram during the first phase of November 2024. (Figure 8)

Figure 8. Average Retail Price per Kilogram of Brown Sugar in the MIMAROPA Region  
(Price in Philippine Peso)



**Source:** Philippine Statistics Authority, *Retail Price Survey of Selected Commodities for the Generation of Consumer Price Index*

  
**LENI R. RIOFLORIDO**  
Regional Director

  
MLLM / OHG / APAR