

SPECIAL RELEASE

PRICE SITUATIONER OF SELECTED AGRICULTURAL COMMODITIES IN ORIENTAL MINDORO

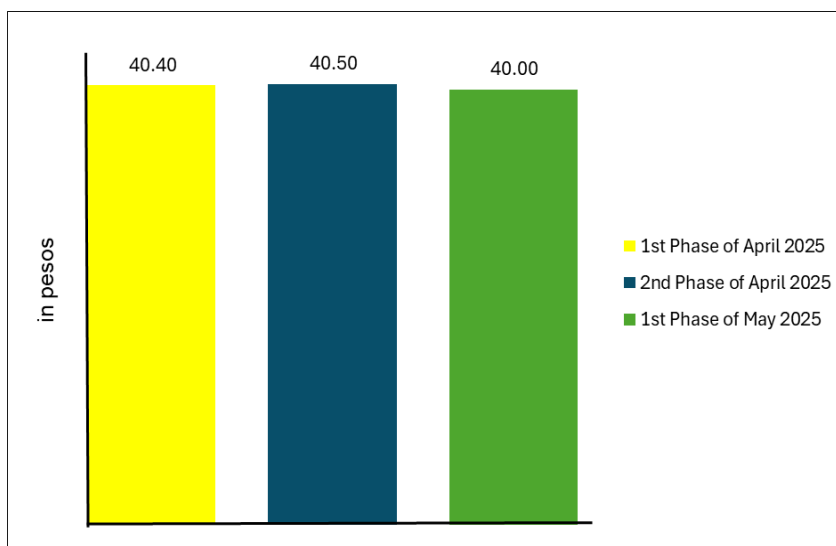
First Phase of May 2025

Date of Release: 21 May 2025

Reference No. 2025-SR-098

1. Rice, Regular Milled

**Figure 1. Average Retail Price per Kilogram of Regular Milled Rice
Oriental Mindoro: First Phase and Second Phase of April 2025
and First Phase of May 2025**

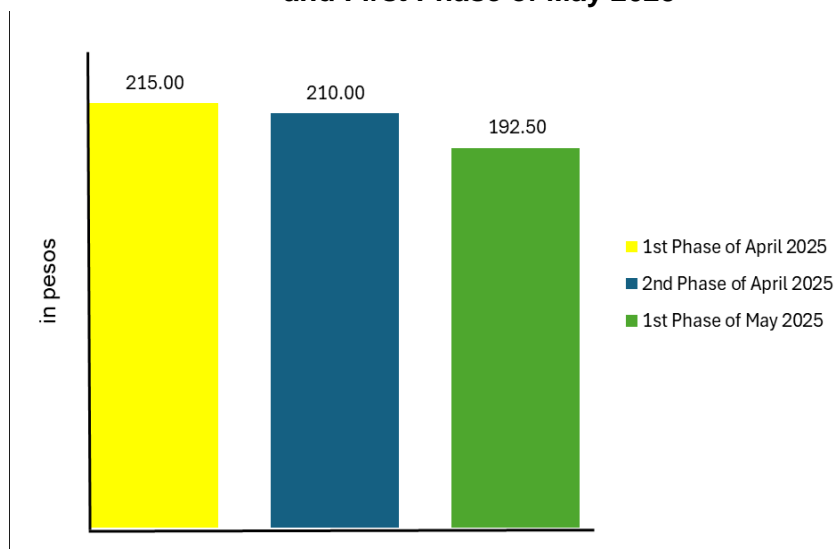


*Source: Philippine Statistics Authority, Retail Price Survey of Selected Commodities
For the Generation of Consumer Price Index*

At the provincial level, a kilogram of regular milled rice had an average retail price of PhP 40.00 during the first phase of May 2025 (01 to 05 May 2025). This was lower than its average retail price of PhP 40.50 per kilogram in the second phase of April 2025 (15 to 17 April 2025). Similarly, this was lower relative to its price level in the first phase of April 2025 (01 to 05 April 2025) at PhP 40.40 per kilogram. (Figure 1 and Table 1)

2. Dressed Chicken

**Figure 2. Average Retail Price per Kilogram of Dressed Chicken
Oriental Mindoro: First Phase and Second Phase of April 2025
and First Phase of May 2025**

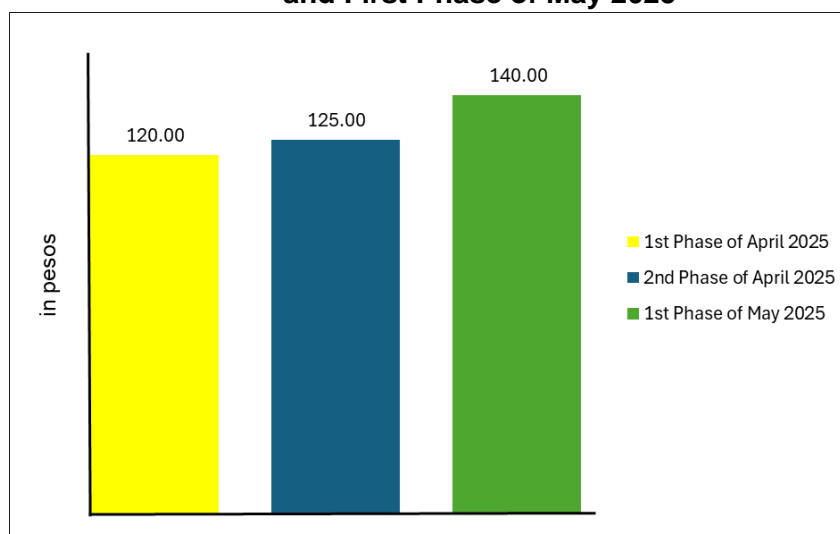


Source: Philippine Statistics Authority, Retail Price Survey of Selected Commodities For the Generation of Consumer Price Index

An average retail price of PhP 192.50 per kilogram at the provincial level was reported for dressed chicken during the first phase of May 2025. This showed a decrease from its average retail prices of PhP 210.00 per kilogram in the second phase of April and PhP 215.00 per kilogram in the first phase of April 2025. (Figure 2 and Table 1)

3. Tomato

**Figure 3. Average Retail Price per Kilogram of Tomato
Oriental Mindoro: First Phase and Second Phase of April 2025
and First Phase of May 2025**

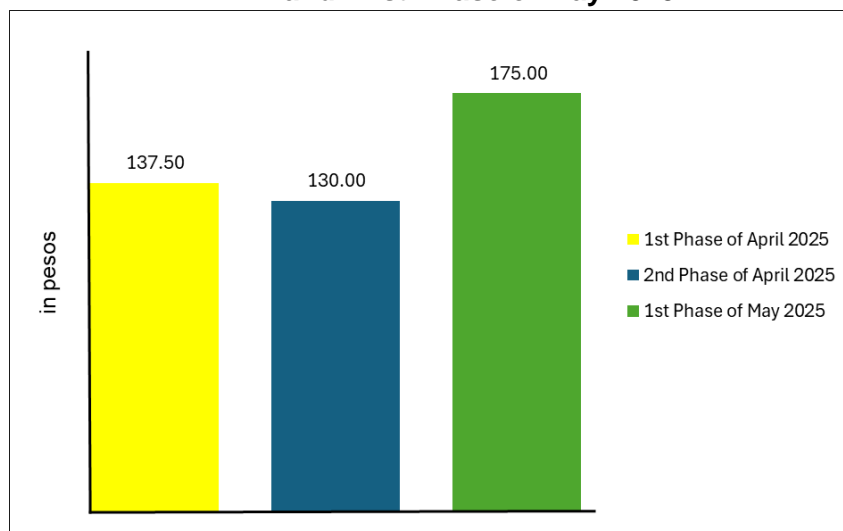


Source: Philippine Statistics Authority, Retail Price Survey of Selected Commodities For the Generation of Consumer Price Index

A kilogram of tomato in the province had an average retail price of PhP 140.00 during the first phase of May 2025. This was higher than the average retail price of PhP 125.00 per kilogram in the second phase of April 2025 and PhP 120.00 per kilogram in the first phase of April 2025. (Figure 3 and Table 1)

4. Cabbage

**Figure 4. Average Retail Price per Kilogram of Cabbage
Oriental Mindoro: First Phase and Second Phase of April 2025
and First Phase of May 2025**

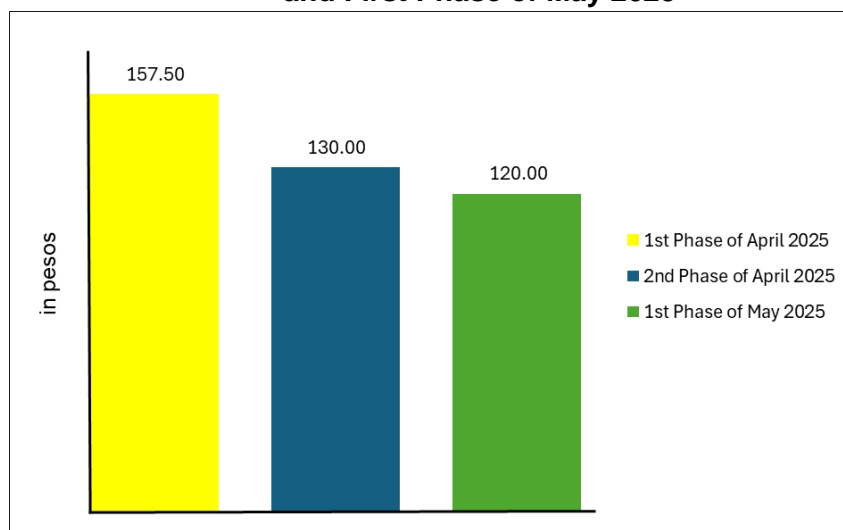


Source: Philippine Statistics Authority, Retail Price Survey of Selected Commodities For the Generation of Consumer Price Index

A kilogram of cabbage in Oriental Mindoro had an average retail price of PhP 175.00 during the first phase of May 2025. This showed an increase from its average retail price of PhP 130.00 per kilogram in the second phase of April 2025 and PhP 137.50 per kilogram in the first phase of April 2025. (Figure 4 and Table 1)

5. Eggplant

**Figure 5. Average Retail Price per Kilogram of Eggplant
Oriental Mindoro: First Phase and Second Phase of April 2025
and First Phase of May 2025**

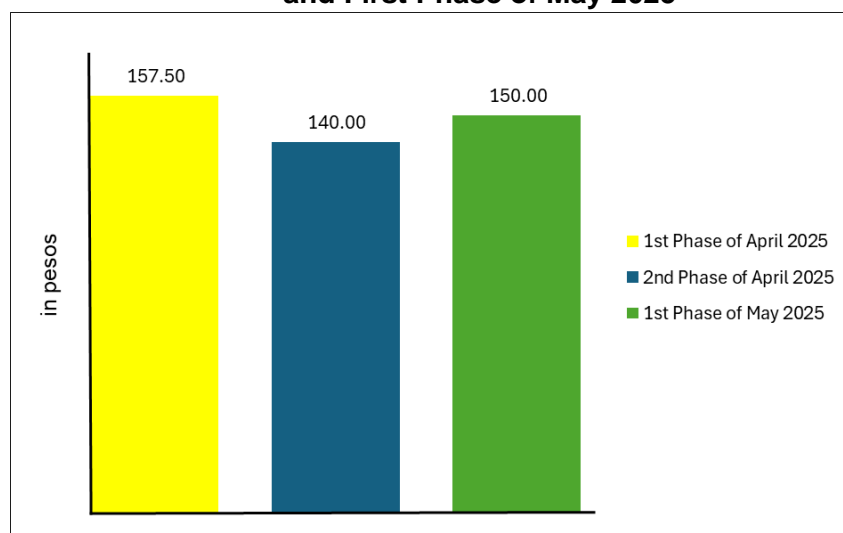


Source: Philippine Statistics Authority, Retail Price Survey of Selected Commodities
For the Generation of Consumer Price Index

A kilogram of eggplant in the province had an average retail price of PhP 120.00 during the first phase in May 2025, lower than its average retail price of PhP 130.00 per kilogram in the second phase of April 2025. Similarly, this was lower relative to its price level in the first phase of April 2025 at PhP 157.50 per kilogram. (Figure 5 and Table 1)

6. White Potato

**Figure 6. Average Retail Price per Kilogram of White Potato
Oriental Mindoro: First Phase and Second Phase of April 2025
and First Phase of May 2025**



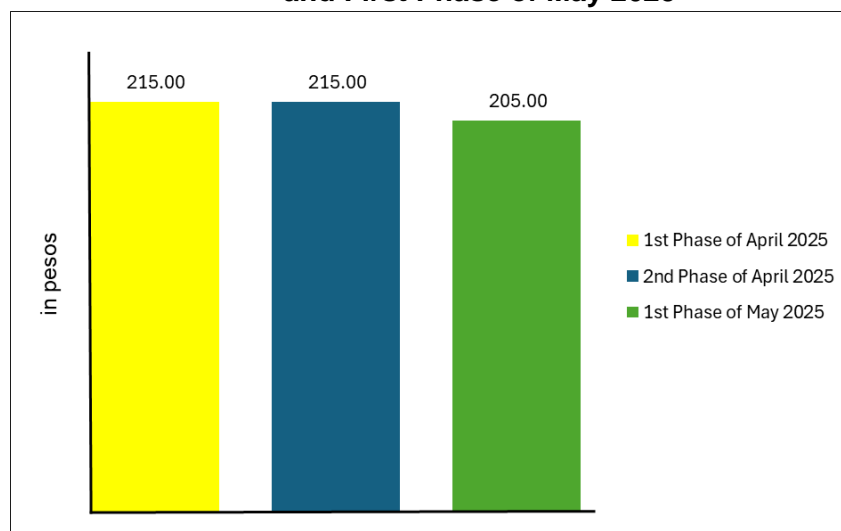
Source: Philippine Statistics Authority, Retail Price Survey of Selected Commodities
For the Generation of Consumer Price Index

At the provincial level, white potato had an average retail price of PhP 150.00 per kilogram during the first phase of May 2025. This was higher than the average retail price of PhP 140.00 per kilogram recorded in the second phase of April 2025. However, this registered a decrease

relative to its price level in the first phase of April 2025 at PhP 157.50 per kilogram. (Figure 6 and Table 1)

7. Ginger, Hawaiian

**Figure 7. Average Retail Price per Kilogram of Ginger, Hawaiian
Oriental Mindoro: First Phase and Second Phase of April 2025
and First Phase of May 2025**

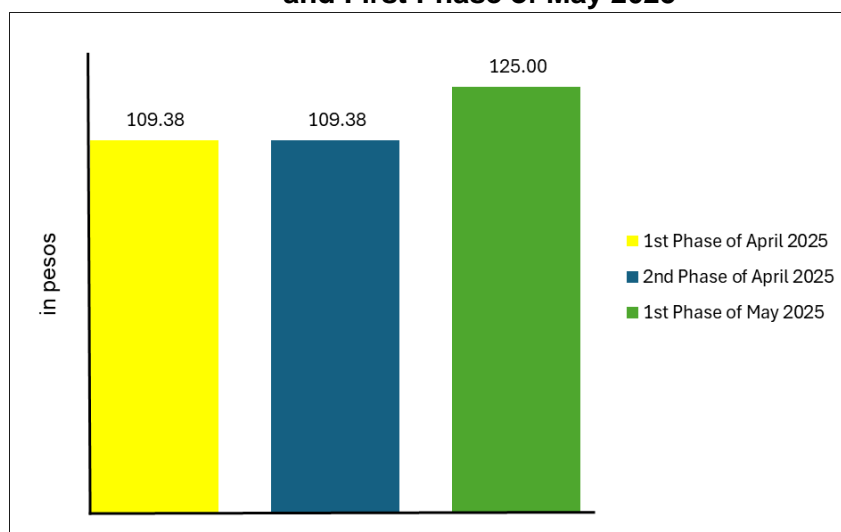


Source: Philippine Statistics Authority, Retail Price Survey of Selected Commodities
For the Generation of Consumer Price Index

An average retail price of PhP 205.00 per kilogram at the provincial level was reported for ginger, hawaiian during the first phase of May 2025. It was lower than the average retail price of PhP 215.00 per kilogram in the second phase of April 2025. Moreover, the same price was recorded during the first phase of April 2025. (Figure 7 and Table 1)

8. Cooking Oil

**Figure 8. Average Retail Price per Liter of Cooking Oil
Oriental Mindoro: First Phase and Second Phase of April 2025
and First Phase of May 2025**



Source: Philippine Statistics Authority, Retail Price Survey of Selected Commodities
For the Generation of Consumer Price Index

The average retail price of cooking oil in the province was recorded at PhP 125.00 per liter during the first phase of May 2025. This was higher than the average retail price of PhP 109.38 per liter recorded in the first and second phases of April 2025. (Figure 8 and Table 1)

CHARLYN ROMERO-CANTOS, PhD
(Chief Administrative Officer)
Officer-in-Charge
Oriental Mindoro Provincial Statistical Office



HTD/JGO

**Table 1. Comparative Average Retail Prices of Selected Commodities in Oriental Mindoro
First and Second Phase of April 2025, and First Phase of May 2025
(in PhP per Kilogram)**

Commodities	First Phase Apr 2025 (1)	Second Phase Apr 2025 (2)	First Phase May 2025 (3)
RICE			
RICE, SPECIAL	53.38	53.38	53.00
RICE, WELL MILLED	46.75	46.63	44.88
RICE, REGULAR MILLED	40.40	40.50	40.00
MEAT			
BEEF, MEAT WITH BONES	445.00	445.00	445.00
BEEF, PURE MEAT	525.00	525.00	525.00
PORK, KASIM	480.00	480.00	485.00
PORK, LIEMPO	535.00	535.00	535.00
PORK, MEAT WITH BONES	472.50	472.50	477.50
DRESSED CHICKEN	215.00	210.00	192.50
CHICKEN EGG, MED. (per piece)	10.13	9.88	9.63
FISH			
BANGUS	200.00	202.50	202.50
GALUNGGONG	280.00	280.00	280.00
TILAPIA	175.00	175.00	175.00
VEGETABLES			
AMPALAYA	135.00	135.00	135.00
CABBAGE	137.50	130.00	175.00
CARROT	200.00	200.00	180.00
EGGPLANT	157.50	130.00	120.00
BAGUIO BEANS	200.00	185.00	185.00
PECHAY, NATIVE	170.00	170.00	170.00
STRING BEANS	228.33	228.33	228.33
TOMATO	120.00	125.00	140.00
WHITE POTATO	157.50	140.00	150.00
CONDIMENTS			
ONION, RED	190.00	145.00	145.00
GARLIC, NATIVE	140.00	140.00	140.00
GARLIC, IMPORTED	200.00	190.00	190.00
GINGER, HAWAIIAN	215.00	215.00	205.00
FRUITS			
BANANA, LAKATAN	110.00	110.00	110.00
CALAMANSI	135.00	135.00	135.00
OTHER BASIC COMMODITIES			
COOKING OIL (in PhP per Liter)	109.38	109.38	125.00
BROWN SUGAR (in PhP per Kilogram)	77.13	77.13	77.13
REFINED SUGAR (in PhP per Kilogram)	88.50	88.50	88.50

Notes:

1. First phase survey round - price collection is conducted from 1st day to 5th day of the month.
2. Second phase survey round - price collection is conducted from 15th day to 17th day of the month.
3. Prices for the January 2025 first phase survey round are preliminary.
4. Brand and type of other basic commodities being priced vary across area.

Source: Philippine Statistics Authority, Retail Price Survey of Commodities for the Generation of Consumer Price Index