

# SPECIAL RELEASE

## PRICE SITUATIONER OF SELECTED AGRICULTURAL COMMODITIES IN ORIENTAL MINDORO

**First Phase of June 2025**

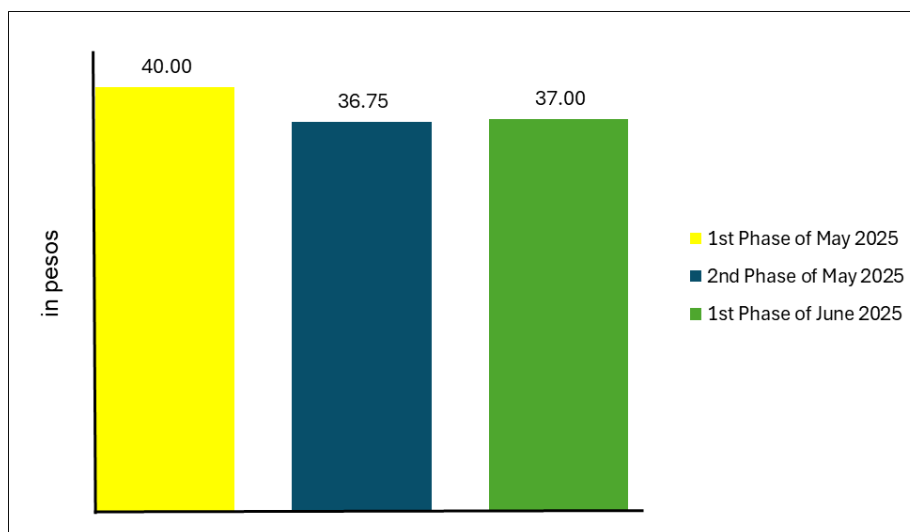
(Reference Period: 01 to 05 June 2025)

**Date of Release:** 30 June 2025

Reference No. 2025-SR-106

### 1. Rice, Regular Milled

**Figure 1. Average Retail Price per Kilogram of Regular Milled Rice  
Oriental Mindoro: First Phase and Second Phase of May 2025  
and First Phase of June 2025**



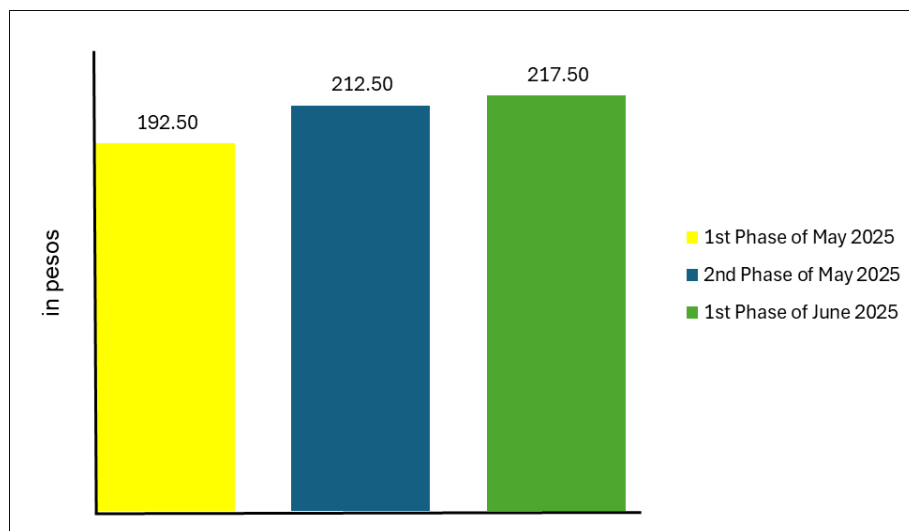
Source: Philippine Statistics Authority, Retail Price Survey of Selected Commodities  
For the Generation of Consumer Price Index

At the provincial level, a kilogram of regular milled rice had an average retail price of PhP 37.00 during the first phase of June 2025 (01 to 05 June 2025). This was higher than its average retail price of PhP 36.75 per kilogram in the second phase of May 2025 (15 to 17 May 2025). However, this was lower relative to its price level in the first phase of May 2025 (01 to 05 May 2025) at PhP 40.00 per kilogram. (Figure 1 and Table 1)



## 2. Dressed Chicken

**Figure 2. Average Retail Price per Kilogram of Dressed Chicken  
Oriental Mindoro: First Phase and Second Phase of May 2025  
and First Phase of June 2025**

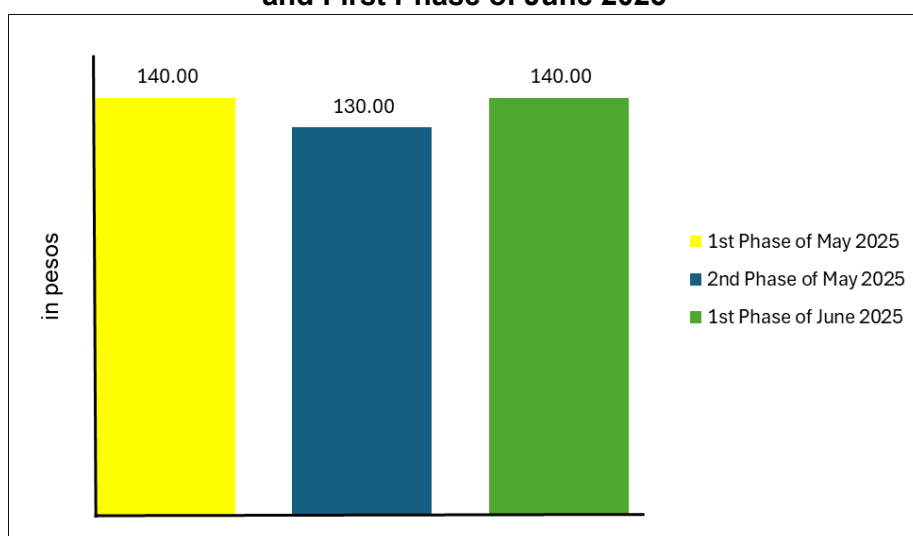


Source: Philippine Statistics Authority, Retail Price Survey of Selected Commodities For the Generation of Consumer Price Index

An average retail price of PhP 217.50 per kilogram at the provincial level was reported for dressed chicken during the first phase of June 2025. This showed an increase from its average retail prices of PhP 212.50 per kilogram in the second phase of May 2025 and PhP 192.50 per kilogram in the first phase of May 2025. (Figure 2 and Table 1)

## 3. Tomato

**Figure 3. Average Retail Price per Kilogram of Tomato  
Oriental Mindoro: First Phase and Second Phase of May 2025  
and First Phase of June 2025**



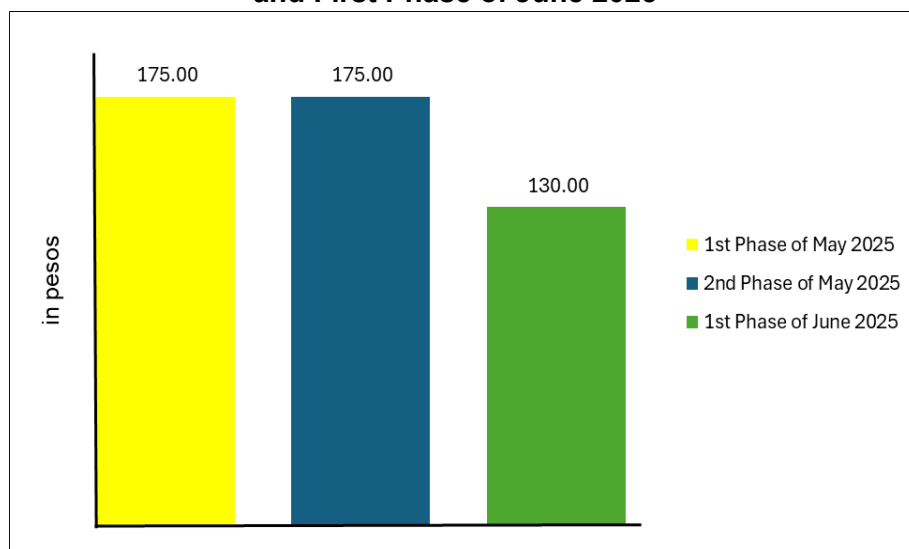
Source: Philippine Statistics Authority, Retail Price Survey of Selected Commodities For the Generation of Consumer Price Index

A kilogram of tomato in the province had an average retail price of PhP 140.00 during the first

phase of June 2025. This was higher than the average retail price of PhP 130.00 per kilogram in the second phase of May 2025. The same price was recorded in the first phase of May 2025. (Figure 3 and Table 1)

#### 4. Cabbage

**Figure 4. Average Retail Price per Kilogram of Cabbage  
Oriental Mindoro: First Phase and Second Phase of May 2025  
and First Phase of June 2025**

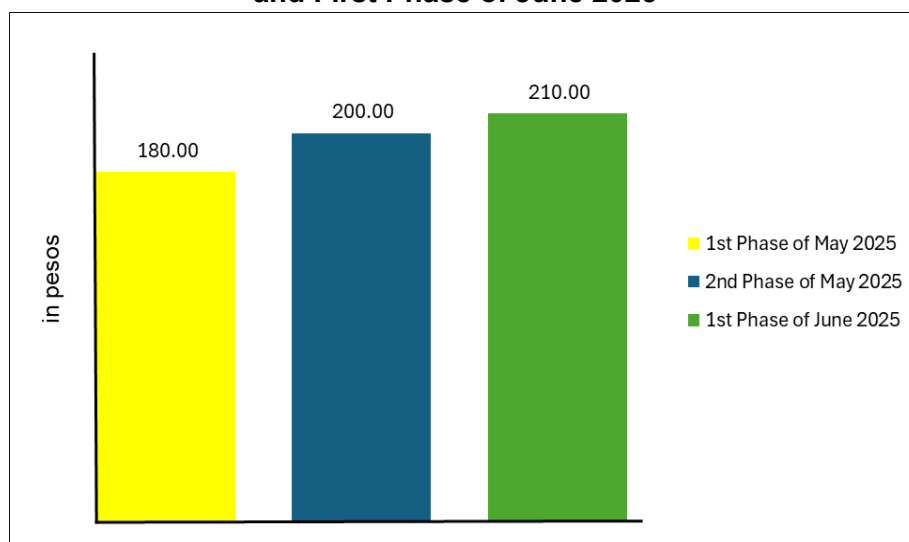


*Source: Philippine Statistics Authority, Retail Price Survey of Selected Commodities For the Generation of Consumer Price Index*

A kilogram of cabbage in Oriental Mindoro had an average retail price of PhP 130.00 during the first phase of June 2025. This showed a decrease from its average retail price of PhP 175.00 per kilogram in the first and second phases of April 2025. (Figure 4 and Table 1)

#### 5. Carrot

**Figure 5. Average Retail Price per Kilogram of Carrot  
Oriental Mindoro: First Phase and Second Phase of May 2025  
and First Phase of June 2025**

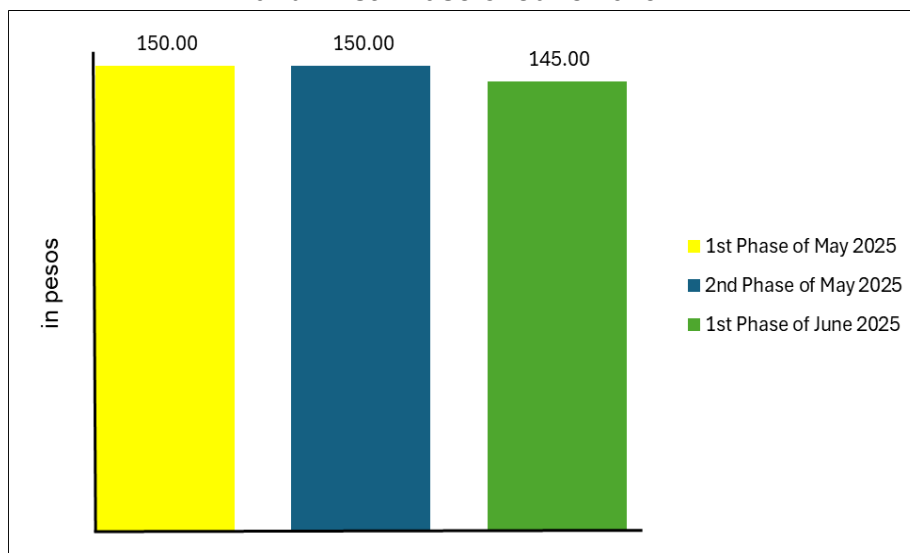


*Source: Philippine Statistics Authority, Retail Price Survey of Selected Commodities For the Generation of Consumer Price Index*

A kilogram of carrot in the province had an average retail price of PhP 210.00 during the first phase in June 2025, higher than its average retail price of PhP 200.00 per kilogram in the second phase of May 2025. Similarly, this was higher relative to its price level in the first phase of May 2025 at PhP 180.00 per kilogram. (Figure 5 and Table 1)

## 6. White Potato

**Figure 6. Average Retail Price per Kilogram of White Potato  
Oriental Mindoro: First Phase and Second Phase of May 2025  
and First Phase of June 2025**

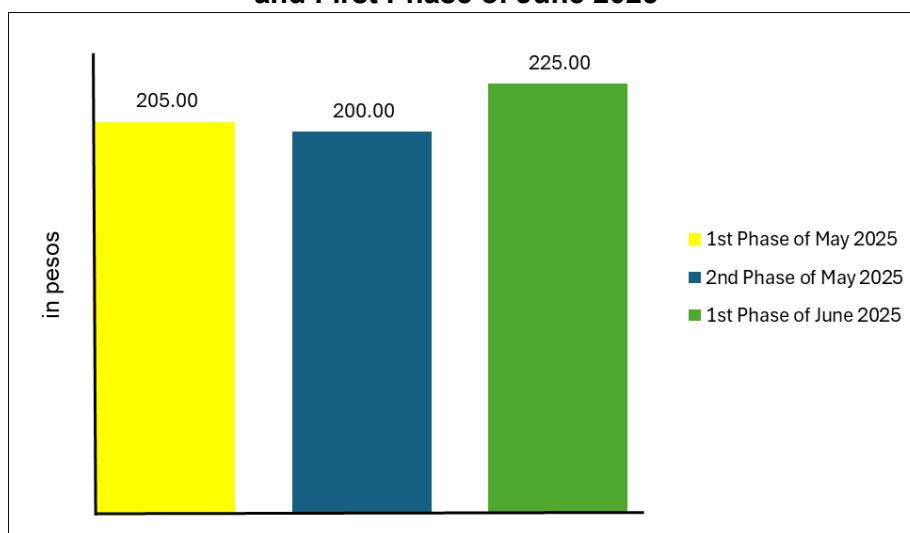


Source: Philippine Statistics Authority, Retail Price Survey of Selected Commodities For the Generation of Consumer Price Index

At the provincial level, white potato had an average retail price of PhP 145.00 per kilogram during the first phase of June 2025. This was lower than the average retail price of PhP 150.00 per kilogram recorded in the first and second phases of May 2025. (Figure 6 and Table 1)

## 7. Ginger, Hawaiian

**Figure 7. Average Retail Price per Kilogram of Ginger, Hawaiian  
Oriental Mindoro: First Phase and Second Phase of May 2025  
and First Phase of June 2025**

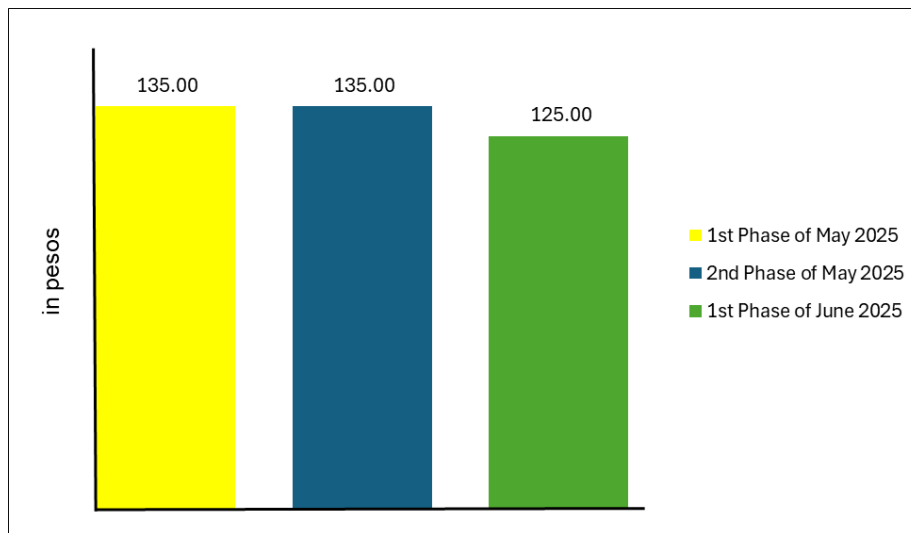


Source: Philippine Statistics Authority, Retail Price Survey of Selected Commodities For the Generation of Consumer Price Index

An average retail price of PhP 225.00 per kilogram at the provincial level was reported for ginger, hawaiian during the first phase of June 2025. It was higher than the average retail price of PhP 200.00 per kilogram in the second phase of May 2025 and PhP 205.00 per kilogram in the first phase of May 2025. (Figure 7 and Table 1)

## 8. Calamansi

**Figure 8. Average Retail Price per Kilogram of Calamansi  
Oriental Mindoro: First Phase and Second Phase of May 2025  
and First Phase of June 2025**



Source: Philippine Statistics Authority, Retail Price Survey of Selected Commodities For the Generation of Consumer Price Index

The average retail price of calamansi in the province was recorded at PhP 125.00 per kilogram during the first phase of June 2025. This was lower than the average retail price of PhP 135.00 per kilogram recorded in the first and second phases of May 2025. (Figure 8 and Table 1)

**CHARLYN ROMERO-CANTOS, PhD**  
(Chief Administrative Officer)  
Officer-in-Charge  
Oriental Mindoro Provincial Statistical Office

HTD/JGO

**Table 1. Comparative Average Retail Prices of Selected Commodities in Oriental Mindoro  
First and Second Phase of May 2025, and First Phase of June 2025  
(in PhP per Kilogram)**

Commodities	First Phase May 2025 (1)	Second Phase May 2025 (2)	First Phase Jun 2025 (3)
<b>RICE</b>			
RICE, SPECIAL	53.00	52.97	52.75
RICE, WELL MILLED	44.88	43.92	44.13
RICE, REGULAR MILLED	40.00	36.75	37.00
<b>MEAT</b>			
BEEF, MEAT WITH BONES	445.00	445.00	445.00
BEEF, PURE MEAT	525.00	525.00	525.00
PORK, KASIM	485.00	500.00	505.00
PORK, LIEMPO	535.00	535.00	540.00
PORK, MEAT WITH BONES	477.50	477.50	477.50
DRESSED CHICKEN	192.50	212.50	217.50
CHICKEN EGG, MED. (per piece)	9.63	9.63	9.63
<b>FISH</b>			
BANGUS	202.50	197.50	197.50
GALUNGGONG	280.00	280.00	240.00
TILAPIA	175.00	175.00	175.00
<b>VEGETABLES</b>			
AMPALAYA	135.00	125.00	125.00
CABBAGE	175.00	175.00	130.00
CARROT	180.00	200.00	210.00
EGGPLANT	120.00	120.00	120.00
BAGUIO BEANS	185.00	215.00	195.00
PECHAY, NATIVE	170.00	170.00	170.00
STRING BEANS	228.33	245.00	245.00
TOMATO	140.00	130.00	140.00
WHITE POTATO	150.00	150.00	145.00
<b>CONDIMENTS</b>			
ONION, RED	145.00	155.00	145.00
GARLIC, NATIVE	140.00	140.00	140.00
GARLIC, IMPORTED	190.00	185.00	175.00
GINGER, HAWAIIAN	205.00	200.00	225.00
<b>FRUITS</b>			
BANANA, LAKATAN	110.00	110.00	110.00
CALAMANSI	135.00	135.00	125.00
<b>OTHER BASIC COMMODITIES</b>			
COOKING OIL (in PhP per Liter)	125.00	125.00	125.00
BROWN SUGAR (in PhP per Kilogram)	77.13	77.13	77.13
REFINED SUGAR (in PhP per Kilogram)	88.50	88.50	88.50

Notes:

1. First phase survey round - price collection is conducted from 1st day to 5th day of the month.
2. Second phase survey round - price collection is conducted from 15th day to 17th day of the month.
3. Prices for the June 2025 first phase survey round are preliminary.
4. Brand and type of other basic commodities being priced vary across area.

Source: *Philippine Statistics Authority, Retail Price Survey of Commodities for the Generation of Consumer Price Index*