

SPECIAL RELEASE

PRICE SITUATIONER OF SELECTED AGRICULTURAL COMMODITIES IN ORIENTAL MINDORO First Phase of January 2025

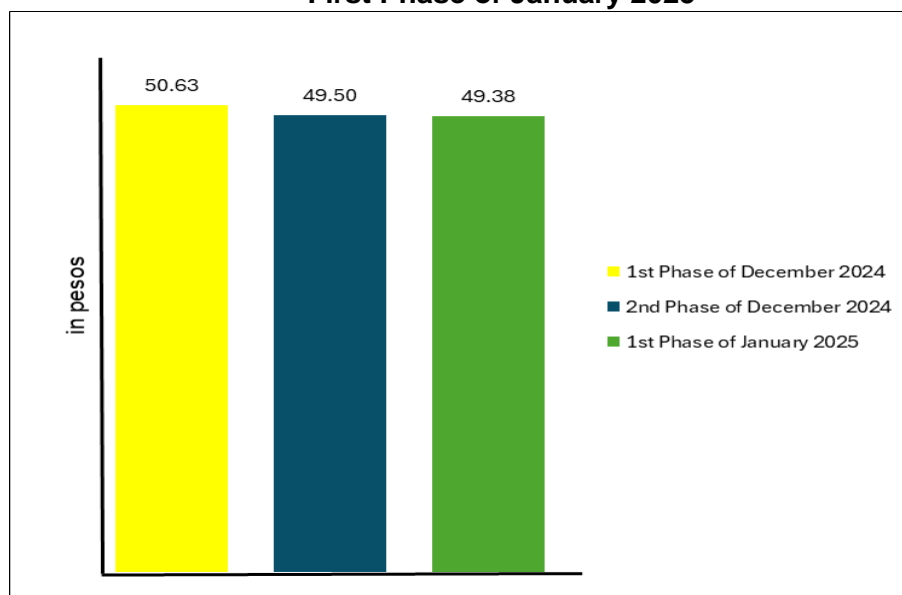
(Reference Period: 01 to 05 January 2025)

Release Date: 31 January 2025

Reference No.: 2025-SR-032

1. Rice, Regular Milled

**Figure 1. Average Retail Price per Kilogram of Well Milled Rice Oriental Mindoro:
First Phase and Second Phase of December 2024 and
First Phase of January 2025**



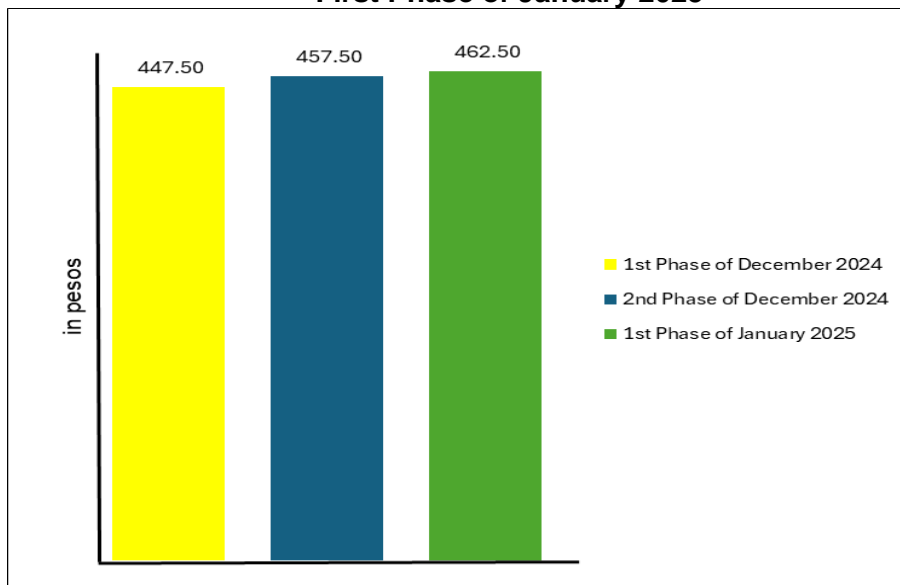
Source: Philippine Statistics Authority, Retail Price Survey of Selected Commodities For the Generation of Consumer Price Index

At the provincial level, a kilogram of regular milled rice had an average retail price of PhP 49.38 during the first phase of January 2025 (01 to 05 January 2025), lower than its average retail price of PhP 49.50 per kilogram in the second phase of December 2024 (15 to 17 December 2024). Similarly, this was lower relative to its price in the first phase of December 2024 (01 to 05 December 2024) at PhP 50.63 per kilogram. (Figure 1 and Table 1)



2. Fresh Pork, Meat with Bones

Figure 2. Average Retail Price per Kilogram of Fresh Pork, Meat with Bones Oriental Mindoro: First Phase and Second Phase of December 2024 and First Phase of January 2025

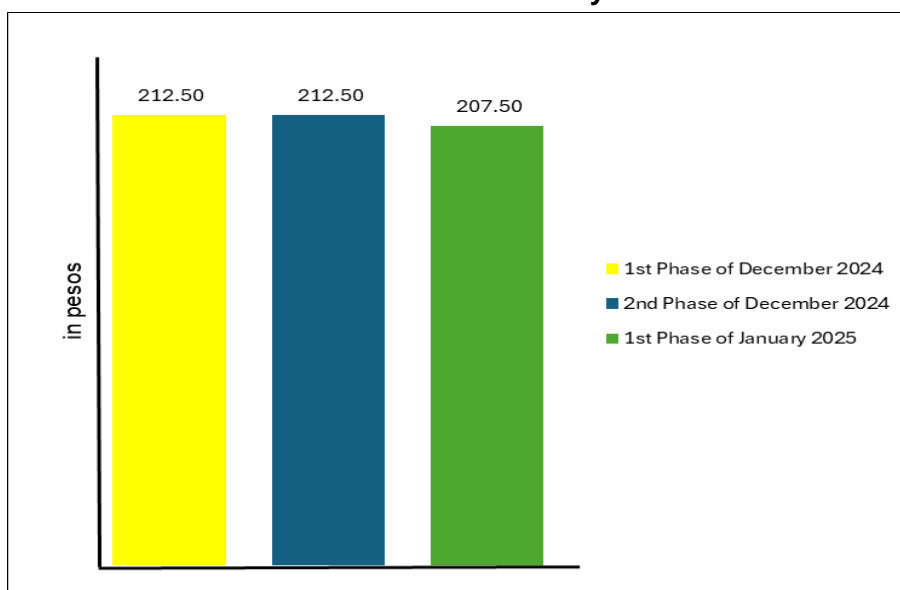


Source: Philippine Statistics Authority, Retail Price Survey of Selected Commodities For the Generation of Consumer Price Index

An average retail price PhP 462.50 per kilogram at the provincial level was reported for fresh pork, meat with bones during the first phase of January 2025. It showed an increase from its average retail prices of PhP 457.50 per kilogram in the second phase of December 2024 and PhP 447.50 per kilogram in the first phase of December 2024. (Figure 2 and Table 1)

3. Bangus

Figure 3. Average Retail Price per Kilogram of Bangus Oriental Mindoro: First Phase and Second Phase of December 2024 and First Phase of January 2025

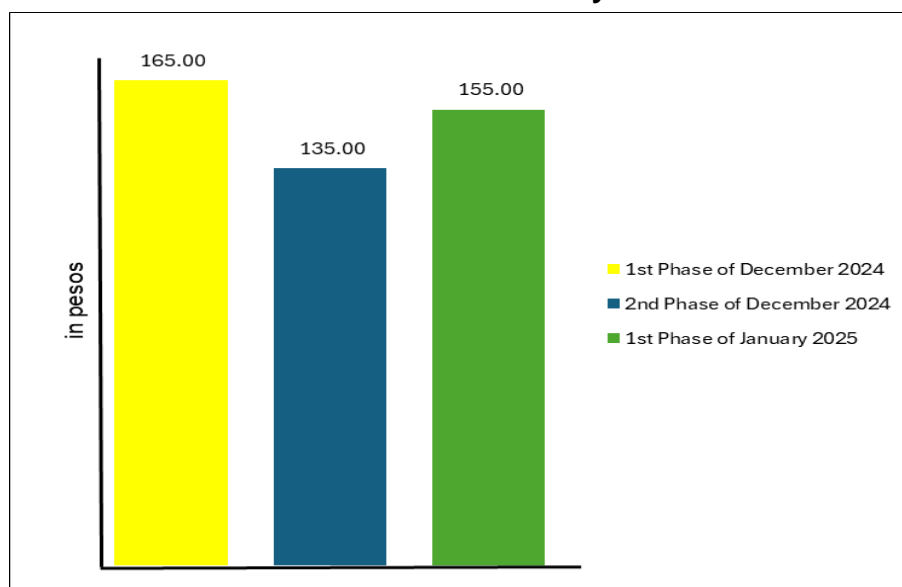


Source: Philippine Statistics Authority, Retail Price Survey of Selected Commodities For the Generation of Consumer Price Index

A kilogram of bangus in the province had an average retail price of PhP 207.50 during the first phase of January 2025. This was lower than the average retail price of PhP 212.50 per kilogram in the first and second phases in December 2024. (Figure 3 and Table 1)

4. Ampalaya

Figure 4. Average Retail Price per Kilogram of Ampalaya Oriental Mindoro: First Phase and Second Phase of December 2024 and First Phase of January 2025

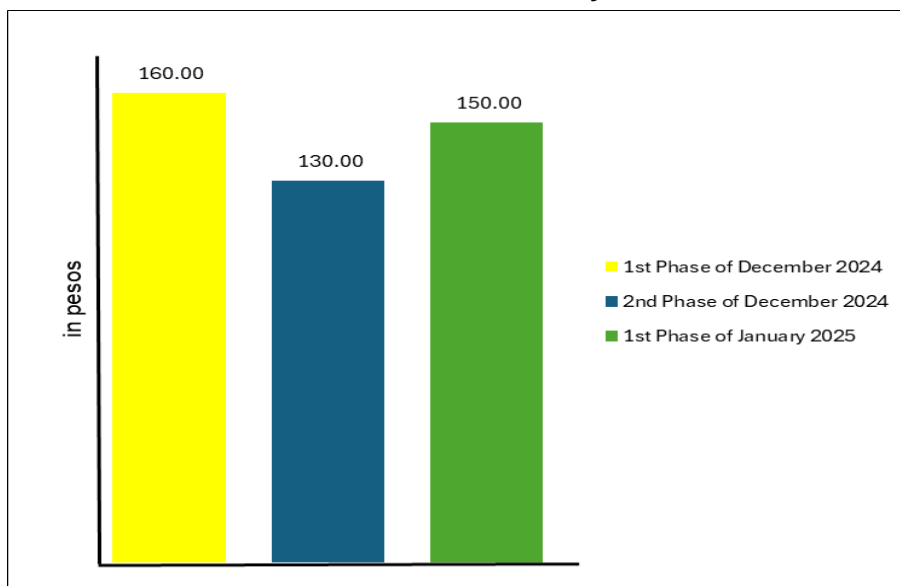


Source: Philippine Statistics Authority, Retail Price Survey of Selected Commodities For the Generation of Consumer Price Index

A kilogram of ampalaya in Oriental Mindoro had an average retail price of PhP 155.00 during the first phase of January 2025. This showed an increase from its average retail price of PhP 135.00 in the second phase of December 2024. Moreover, this was lower relative to its price level in the first phase of December 2024 at PhP 165.00 per kilogram. (Figure 4 and Table 1)

5. Eggplant

Figure 5. Average Retail Price per Kilogram of Eggplant Oriental Mindoro: First Phase and Second Phase of December 2024 and First Phase of January 2025

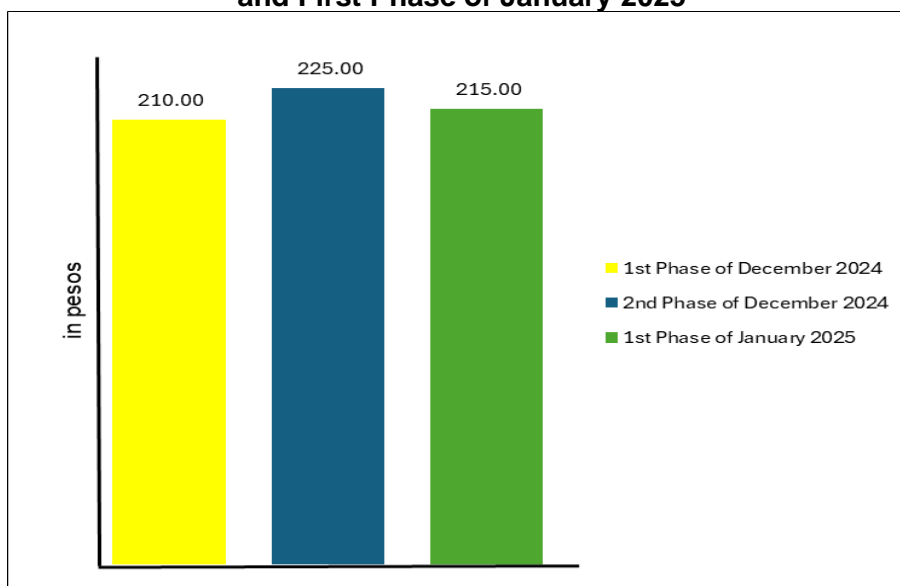


Source: Philippine Statistics Authority, Retail Price Survey of Selected Commodities For the Generation of Consumer Price Index

A kilogram of eggplant in the province had an average retail price of PhP 150.00 during the first phase in January 2025, higher than its average retail price of PhP 130.00 per kilogram in the second phase of December 2024. In contrast, this registered a decrease relative to its price level in the first phase of December 2024 at PhP 160.00 per kilogram. (Figure 5 and Table 5)

6. Tomato

Figure 6. Average Retail Price per Kilogram of Tomato Oriental Mindoro: First Phase and Second Phase of December 2024 and First Phase of January 2025

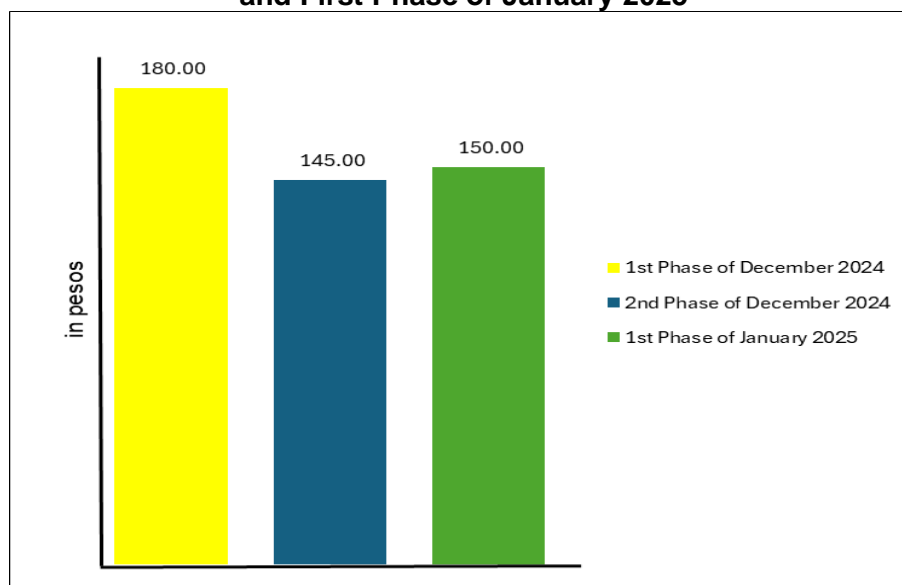


Source: Philippine Statistics Authority, Retail Price Survey of Selected Commodities For the Generation of Consumer Price Index

At the provincial level, tomato had an average retail price of PhP 215.00 per kilogram during the first phase of January 2025. This was lower than the average retail prices of PhP 225.00 per kilogram recorded in the second phase of December 2024. Moreover, the average retail price per kilogram of tomato in the first phase of December 2024 was at PhP 210.00. (Figure 6 and Table 1)

7. Onion, Red

Figure 7. Average Retail Price per Kilogram of Onion, Red Oriental Mindoro: First Phase and Second Phase of December 2024 and First Phase of January 2025

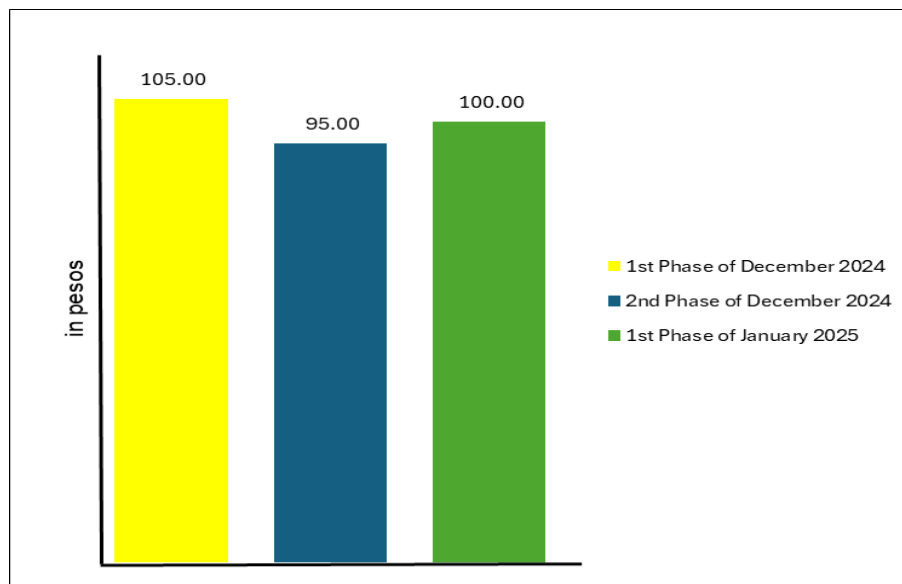


Source: Philippine Statistics Authority, Retail Price Survey of Selected Commodities For the Generation of Consumer Price Index

An average retail price of PhP 150.00 per kilogram at the provincial level was reported for red onion during the first phase of January 2025. It went up from the average retail prices of PhP 145.00 in the second phase of December 2025. In contrast, this was lower than the PhP 180.00 per kilogram average retail price in the first phase of December 2024. (Figure 7 and Table 1)

8. Calamansi

**Figure 8. Average Retail Price per Kilogram of Calamansi Oriental Mindoro:
First Phase and Second Phase of December 2024
and First Phase of January 2025**



Source: *Philippine Statistics Authority, Retail Price Survey of Selected Commodities For the Generation of Consumer Price Index*

The average retail price of calamansi in the province was recorded at PhP 100.00 per kilogram during the first phase of January 2025. This was higher compared with the PhP 95.00 per kilogram average retail price in the second phase of December 2024. However, this was lower than the PhP 105.00 average price in the first phase of December 2024. (Figure 8 and Table 1)

CHARLYN ROMERO-CANTOS, PhD
(Chief Administrative Officer)
Officer-in-Charge
Oriental Mindoro Provincial Statistical Office


HTD/JGD

**Table 1. Comparative Average Retail Prices of Selected Commodities in Oriental Mindoro
First and Second Phase of December 2024, and First Phase of January 2025
(in PhP per Kilogram)**

Commodities	First Phase	Second Phase	First Phase
	Dec 2024	Dec 2024	Jan 2025
	(1)	(2)	(3)
RICE			
RICE, SPECIAL	56.34	55.84	56.00
RICE, WELL MILLED	50.63	49.50	49.38
RICE, REGULAR MILLED	44.92	42.92	42.75
MEAT			
BEEF, MEAT WITH BONES	425.00	445.00	445.00
BEEF, PURE MEAT	500.00	500.00	520.00
PORK, KASIM	470.00	470.00	470.00
PORK, LIEMPO	515.00	515.00	515.00
PORK, MEAT WITH BONES	447.50	457.50	462.50
DRESSED CHICKEN	212.50	212.50	212.50
CHICKEN EGG, MED. (per piece)	10.25	10.25	10.60
FISH			
BANGUS	212.50	212.50	207.50
GALUNGGONG	270.00	270.00	270.00
TILAPIA	165.00	165.00	165.00
VEGETABLES			
AMPALAYA	165.00	135.00	155.00
CABBAGE	180.00	150.00	160.00
CARROT	240.00	230.00	250.00
EGGPLANT	160.00	130.00	150.00
BAGUIO BEANS	250.00	225.00	200.00
PECHAY, NATIVE	170.00	157.50	170.00
STRING BEANS	211.67	211.67	228.33
TOMATO	210.00	225.00	215.00
WHITE POTATO	175.00	175.00	200.00
CONDIMENTS			
ONION, RED	180.00	145.00	150.00
GARLIC, NATIVE	140.00	140.00	140.00
GARLIC, IMPORTED	200.00	200.00	200.00
GINGER, HAWAIIAN	250.00	215.00	185.00
FRUITS			
BANANA, LAKATAN	105.00	105.00	105.00
CALAMANSI	105.00	95.00	100.00
OTHER BASIC COMMODITIES			
COOKING OIL (in PhP per Liter)	92.19	92.19	103.13
BROWN SUGAR (in PhP per Kilogram)	76.38	76.38	76.38
REFINED SUGAR (in PhP per Kilogram)	88.50	88.50	88.50

Notes:

1. First phase survey round - price collection is conducted from 1st day to 5th day of the month.
2. Second phase survey round - price collection is conducted from 15th day to 17th day of the month.
3. Prices for the January 2025 first phase survey round are preliminary.
4. Brand and type of other basic commodities being priced vary across area.

Source: Philippine Statistics Authority, Retail Price Survey of Commodities for the Generation of Consumer Price Index