

SPECIAL RELEASE

PRICE SITUATIONER OF SELECTED AGRICULTURAL COMMODITIES IN ORIENTAL MINDORO Second Phase of June 2025

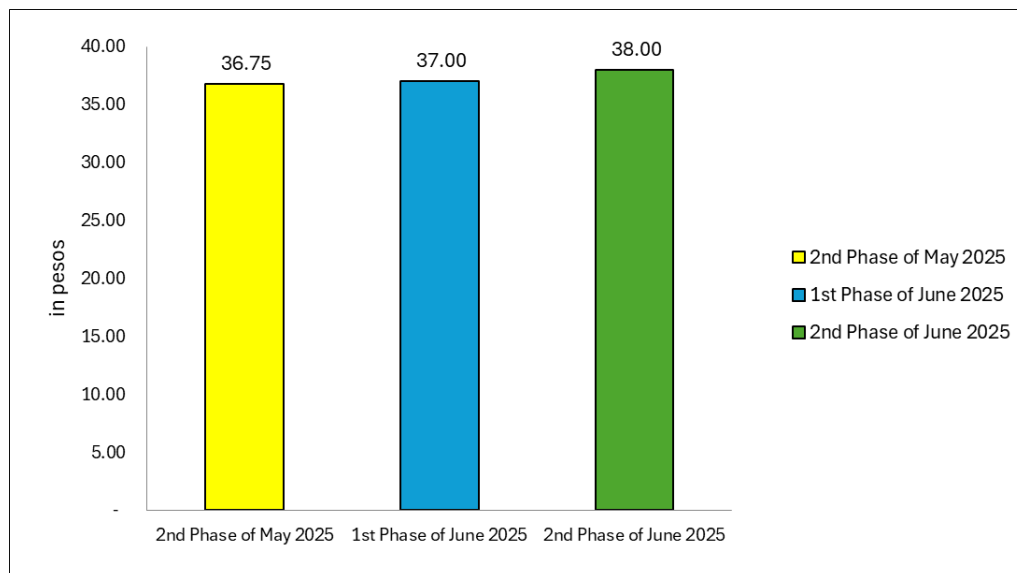
(Reference Period: 15 to 17 June 2025)

Date of Release: 10 July 2025

Reference No.: 2025-SR-111

1. Rice, Regular Milled

**Figure 1. Average Retail Price per Kilogram of Regular Milled Rice
Oriental Mindoro: Second Phase of May 2025
and First Phase and Second Phase of June 2025**

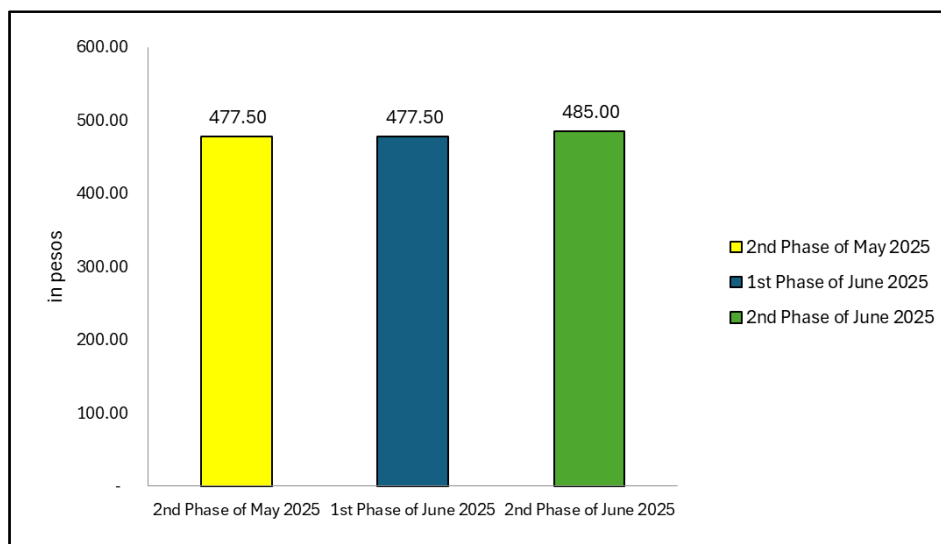


Source: Philippine Statistics Authority, Retail Price Survey of Selected Commodities
For the Generation of Consumer Price Index

At the provincial level, a kilogram of regular milled rice had an average retail price of PhP 38.00 during the second phase of June 2025 (15 to 17 June 2025). This was higher than its average retail price in the first phase of June 2025 (01 to 05 June 2025) at PhP 37.00 per kilogram and in the second phase of May 2025 (15 to 17 May 2025) at PhP 36.75 per kilogram. (Figure 1 and Table 1)

2. Fresh Pork, Meat with Bones

**Figure 2. Average Retail Price per Kilogram of Fresh Pork, Meat with Bones
Oriental Mindoro: Second Phase of May 2025
and First Phase and Second Phase of June 2025**

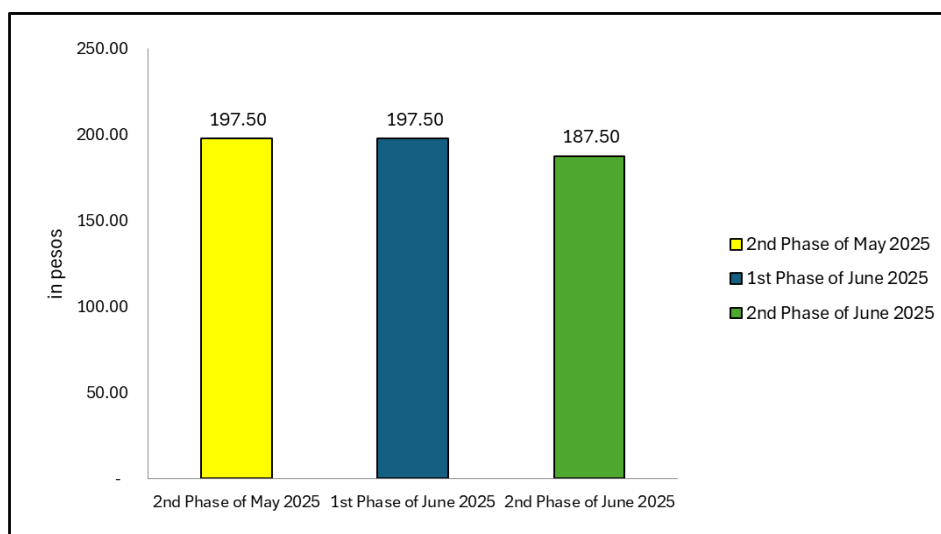


Source: Philippine Statistics Authority, Retail Price Survey of Selected Commodities For the Generation of Consumer Price Index

An average retail price of PhP 485.00 per kilogram at the provincial level was reported for fresh pork, meat with bones during the second phase of June 2025. This showed an increment from its average retail price of PhP 477.50 per kilogram in the first phase of June 2025 and in the second phase of May 2025. (Figure 2 and Table 1)

3. Bangus

**Figure 3. Average Retail Price per Kilogram of Bangus
Oriental Mindoro: Second Phase of May 2025
and First Phase and Second Phase of June 2025**

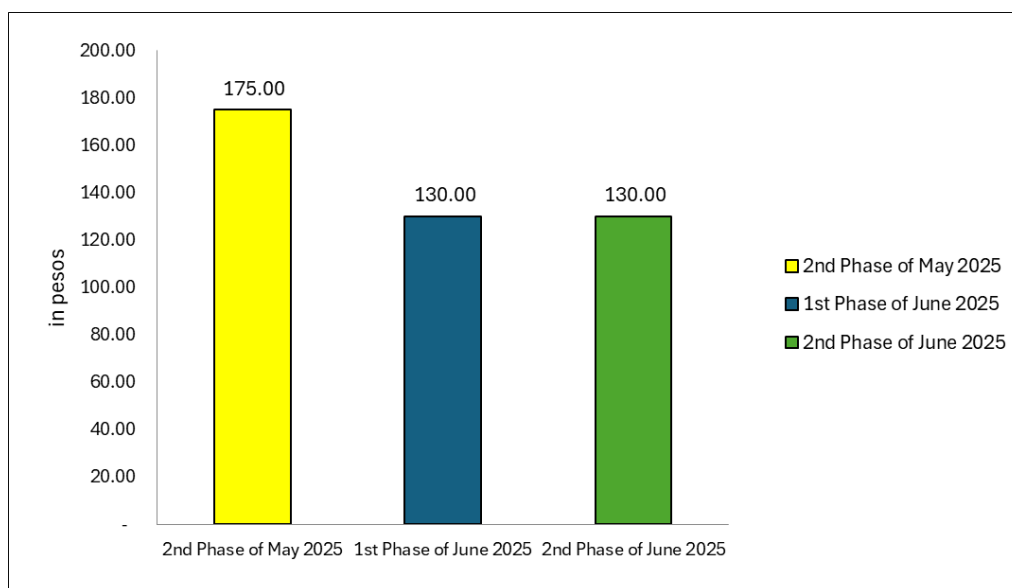


Source: Philippine Statistics Authority, Retail Price Survey of Selected Commodities For the Generation of Consumer Price Index

A kilogram of bangus in the province had an average retail price of PhP 187.50 during the second phase of June 2025. This was lower than the average retail price of PhP 197.50 per kilogram in the first phase of June 2025 and in the second phase of May 2025. (Figure 3 and Table 1)

4. Cabbage

**Figure 4. Average Retail Price per Kilogram of Cabbage
Oriental Mindoro: Second Phase of May 2025
and First Phase and Second Phase of June 2025**

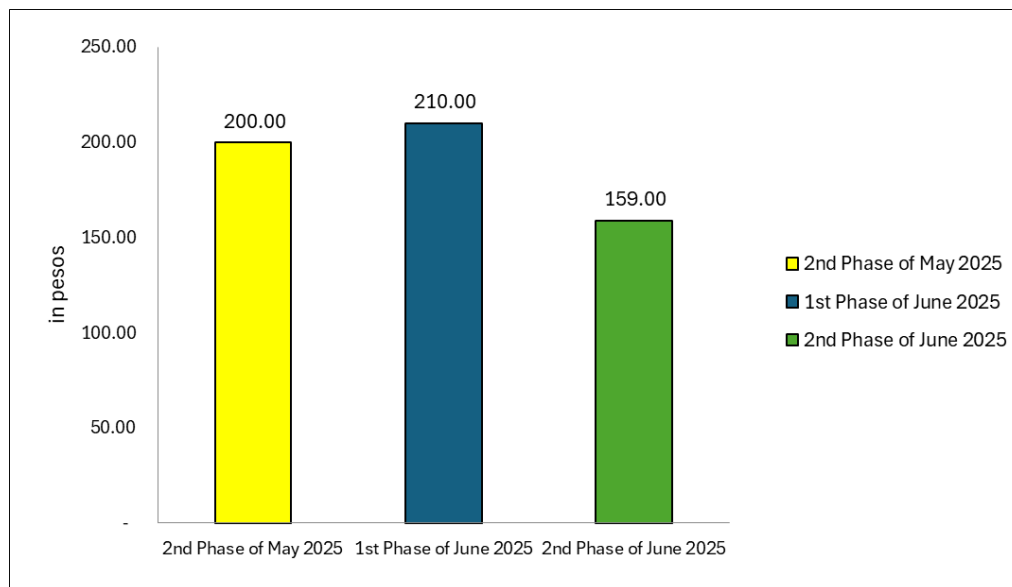


Source: Philippine Statistics Authority, Retail Price Survey of Selected Commodities
For the Generation of Consumer Price Index

A kilogram of cabbage in Oriental Mindoro had an average retail price of PhP 130.00 during the second phase of June 2025. No movement of prices was observed compared to its average retail price in the first phase of June 2025. Meanwhile, this was lower relative to its price level in the second phase of May 2025 at PhP 175.00 per kilogram. (Figure 4 and Table 1)

5.Carrot

**Figure 5. Average Retail Price per Kilogram of Carrot
Oriental Mindoro: Second Phase of May 2025
and First Phase and Second Phase of June 2025**

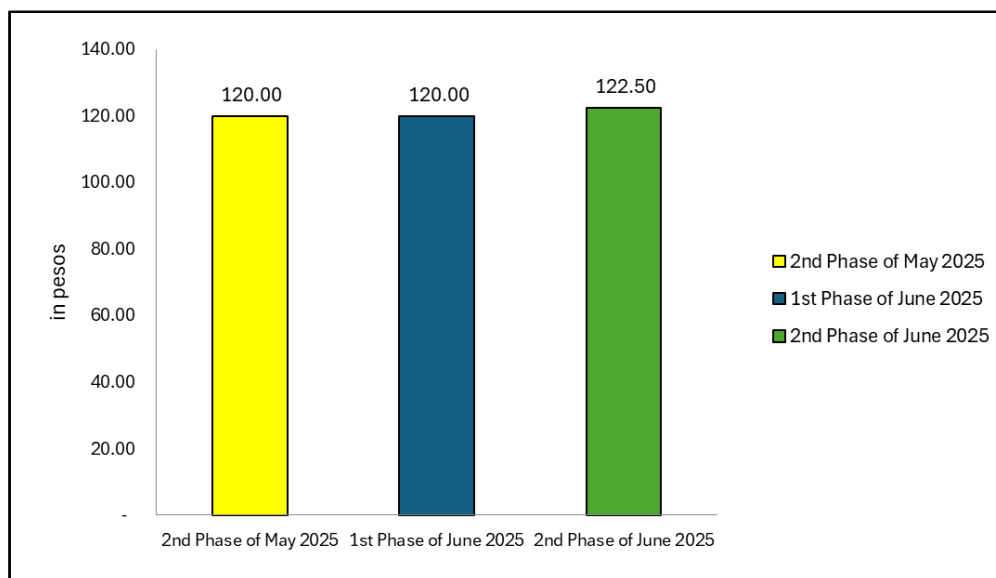


Source: Philippine Statistics Authority, Retail Price Survey of Selected Commodities
For the Generation of Consumer Price Index

An average retail price of PhP159.00 per kilogram at the provincial level was reported for carrot during the second phase of June 2025. This went down from the average retail price of PhP 210.00 per kilogram in the first phase of June 2025. Similarly, this was lower relative to its price level in the second phase of May 2025 at PhP 200.00 per kilogram. (Figure 5 and Table 1)

6. Eggplant

**Figure 6. Average Retail Price per Kilogram of Eggplant
Oriental Mindoro: Second Phase of May 2025
and First Phase and Second Phase of June 2025**

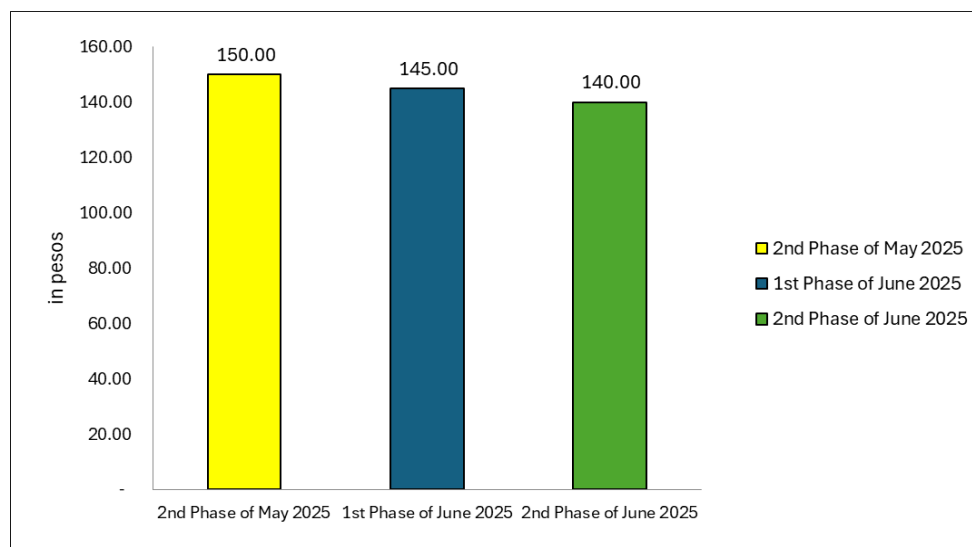


Source: Philippine Statistics Authority, Retail Price Survey of Selected Commodities For the Generation of Consumer Price Index

An average retail price of PhP122.50 per kilogram at the provincial level was reported for eggplant during the second phase of June 2025. This went down from the average retail price of PhP 120.00 per kilogram in the first phase of June 2025 and in the second phase of May 2025. (Figure 6 and Table 1)

7. White Potato

**Figure 7. Average Retail Price per Kilogram of White Potato
Oriental Mindoro: Second Phase of May 2025
and First Phase and Second Phase of June 2025**

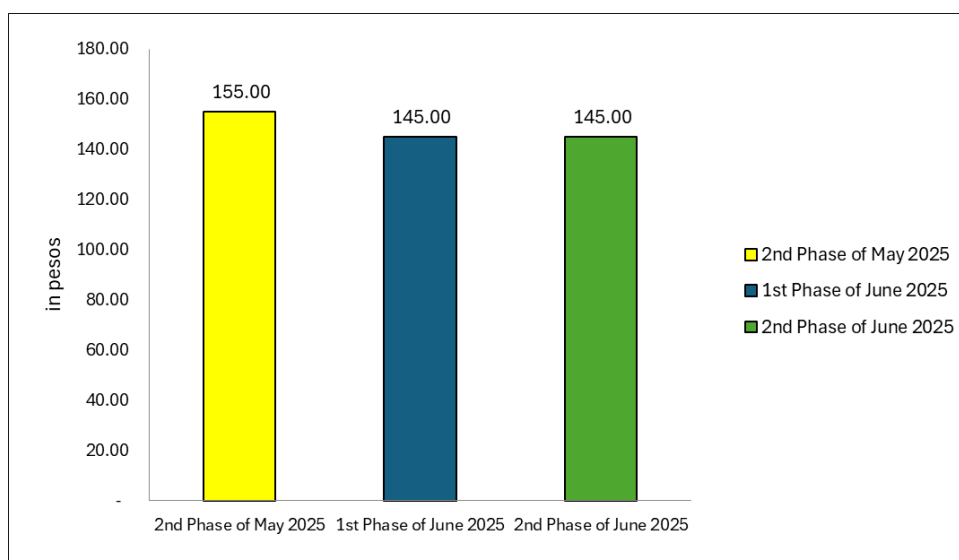


Source: Philippine Statistics Authority, Retail Price Survey of Selected Commodities For the Generation of Consumer Price Index

At the provincial level, white potato had an average retail price of PhP 140.00 per kilogram during the second phase of June 2025. This was lower than the average retail price of PhP 145.00 per kilogram recorded in the first phase of June 2025 and in the second phase of May 2025 at PhP 150.00.
(Figure 7 and Table 1)

8. Onion, Red

**Figure 8. Average Retail Price per Kilogram of Onion, Red
Oriental Mindoro: Second Phase of May 2025
and First Phase and Second Phase of June 2025**

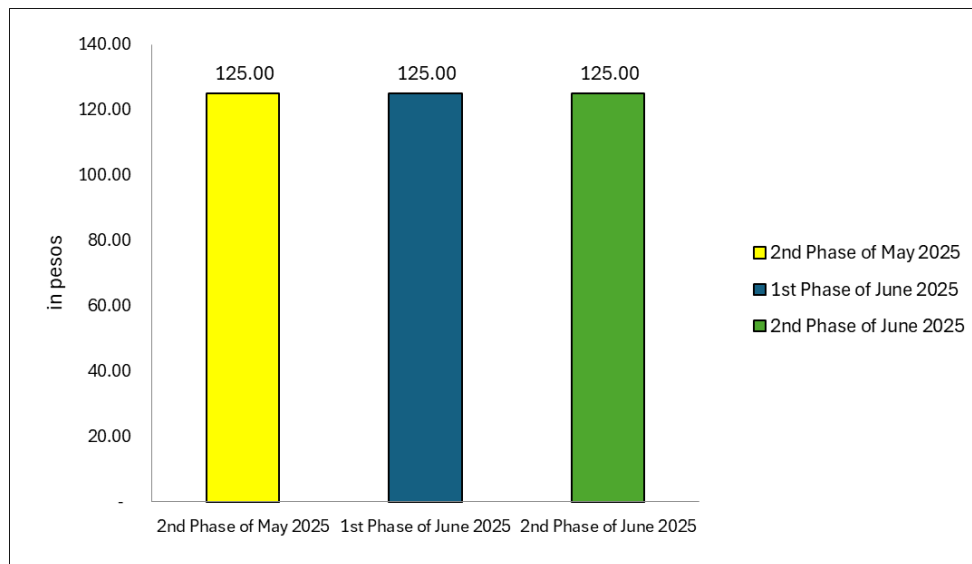


*Source: Philippine Statistics Authority, Retail Price Survey of Selected Commodities
For the Generation of Consumer Price Index*

An average retail price of PhP 145.00 per kilogram at the provincial level was reported for red onion during the second phase of June 2025. Same price was observed during the first phase of June 2025 but lower compared to the average retail price at PhP 155.00 per kilogram during the second phase of May 2025. (Figure 8 and Table 1)

9. Cooking Oil

**Figure 9. Average Retail Price per Liter of Cooking Oil
Oriental Mindoro: Second Phase of May 2025
and First Phase and Second Phase of June 2025**



*Source: Philippine Statistics Authority, Retail Price Survey of Selected Commodities
For the Generation of Consumer Price Index*

No movement on the average retail price was observed in cooking oil compared to the first phase of June 2025 and in the second phase of May 2025. (Figure 9 and Table 1)

CHARLYN ROMERO-CANTOS, PhD
(Chief Administrative Officer)
Officer-in-Charge
Oriental Mindoro Provincial Statistical Office

**Table 1. Comparative Average Retail Prices of Selected Commodities in Oriental Mindoro
Second Phase of May 2025, and First Phase and Second Phase of June 2025
(in PhP per Kilogram)**

Commodities	Second Phase (1)	First (2)	Second (3)
RICE			
RICE, SPECIAL	52.97 -	52.75	52.75
RICE, WELL MILLED	43.92 -	44.13	44.13
RICE, REGULAR MILLED	36.75 -	37.00	38.00
MEAT			
BEEF, MEAT WITH BONES	445.00 -	445.00	445.00
BEEF, PURE MEAT	525.00 -	525.00	525.00
PORK, KASIM	500.00 -	505.00	505.00
PORK, LIEMPO	535.00 -	540.00	540.00
PORK, MEAT WITH BONES	477.50 -	477.50	485.00
DRESSED CHICKEN	212.50 -	217.50	217.50
CHICKEN EGG, MED. (per piece)	9.63 -	9.63	9.63
FISH			
BANGUS	197.50 -	197.50	187.50
GALUNGGONG	280.00 -	240.00	220.00
TILAPIA	175.00 -	175.00	175.00
VEGETABLES			
AMPALAYA	125.00 -	125.00	125.00
CABBAGE	175.00 -	130.00	130.00
CARROT	200.00 -	210.00	159.00
EGGPLANT	120.00 -	120.00	122.50
BAGUIO BEANS	215.00 -	195.00	195.00
PECHAY, NATIVE	170.00 -	170.00	170.00
STRING BEANS	245.00 -	245.00	311.67
TOMATO	130.00 -	140.00	140.00
WHITE POTATO	150.00 -	145.00	140.00
CONDIMENTS			
ONION, RED	155.00 -	145.00	145.00
GARLIC, NATIVE	140.00 -	140.00	140.00
GARLIC, IMPORTED	185.00 -	175.00	175.00
GINGER, HAWAIIAN	200.00 -	225.00	225.00
FRUITS			
BANANA, LAKATAN	110.00 -	110.00	110.00
CALAMANSI	135.00 -	125.00	135.00
OTHER BASIC COMMODITIES			
COOKING OIL (in PhP per Liter)	125.00 -	125.00	125.00
BROWN SUGAR (in PhP per Kilogram)	77.13 -	77.13	77.13
REFINED SUGAR (in PhP per Kilogram)	88.50 -	88.50	88.50

Notes:

1. First phase survey round - price collection is conducted from 1st day to 5th day of the month.
2. Second phase survey round - price collection is conducted from 15th day to 17th day of the month.
3. Prices for the January 2025 first phase survey round are preliminary.
4. Brand and type of other basic commodities being priced vary across area.

Source: Philippine Statistics Authority, Retail Price Survey of Commodities for the Generation of Consumer Price Index