

SPECIAL RELEASE

PRICE SITUATIONER OF SELECTED AGRICULTURAL COMMODITIES IN ORIENTAL MINDORO First Phase of July 2025

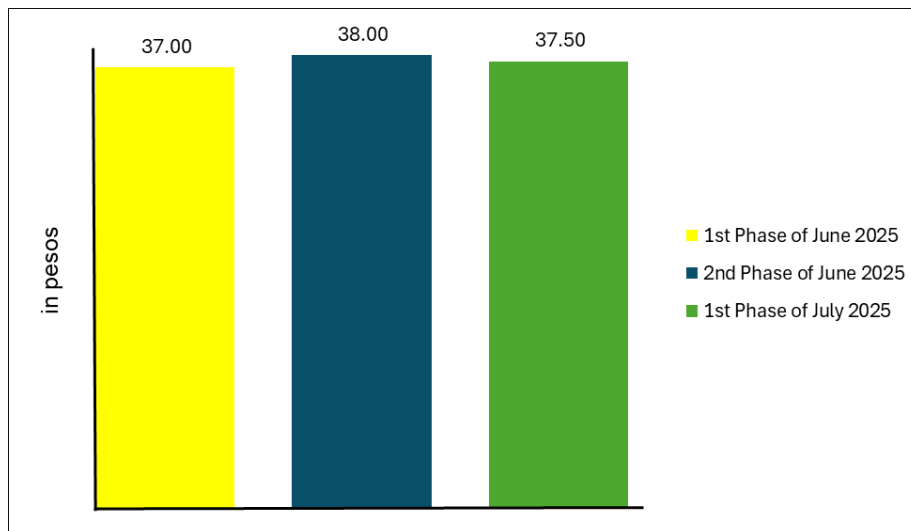
(Reference Period: 01 to 05 July 2025)

Date of Release: 22 July 2025

Reference No.: 2025-SR-116

1. Rice, Regular Milled

**Figure 1. Average Retail Price per Kilogram of Regular Milled Rice
Oriental Mindoro: First Phase and Second Phase of June 2025
and First Phase of July 2025**

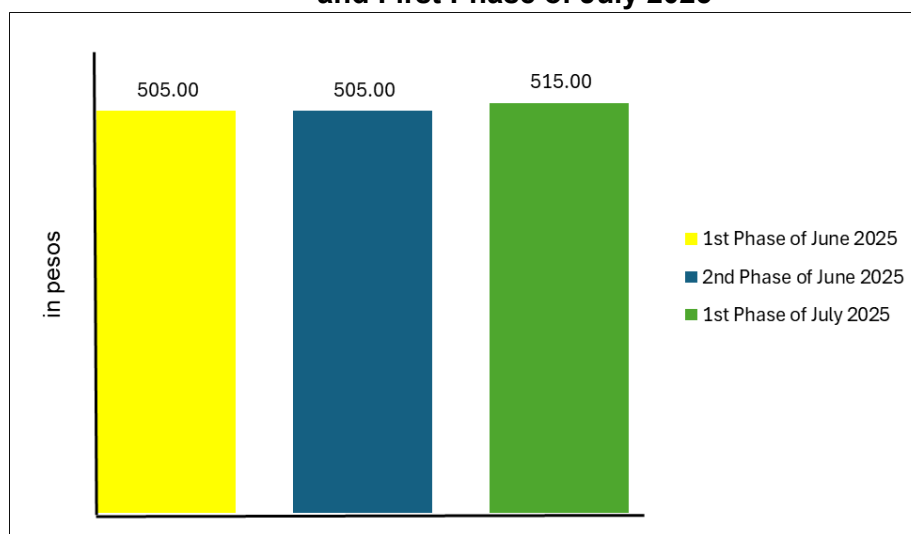


Source: Philippine Statistics Authority, Retail Price Survey of Selected Commodities
For the Generation of Consumer Price Index

At the provincial level, a kilogram of regular milled rice had an average retail price of PhP 37.50 during the first phase of July 2025 (01 to 05 July 2025). This was lower than its average retail price of PhP 38.00 per kilogram in the second phase of June 2025 (15 to 17 June 2025). However, this was higher relative to its price level in the first phase of June 2025 (01 to 05 June 2025) at PhP 37.00 per kilogram. (Figure 1 and Table 1)

2. Pork, Kasim

**Figure 2. Average Retail Price per Kilogram of Pork, Kasim
Oriental Mindoro: First Phase and Second Phase of June 2025
and First Phase of July 2025**

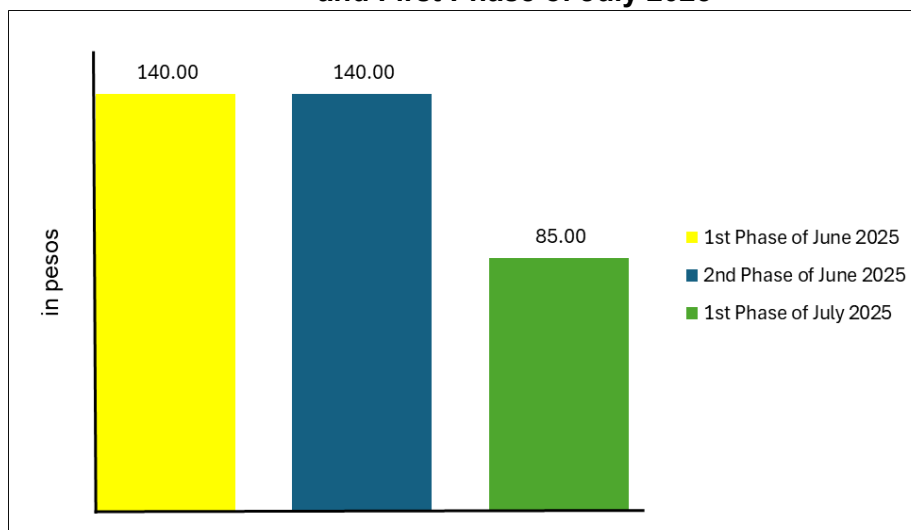


Source: Philippine Statistics Authority, Retail Price Survey of Selected Commodities For the Generation of Consumer Price Index

An average retail price of PhP 515.00 per kilogram at the provincial level was reported for pork, kasim during the first phase of July 2025. This showed an increase from its average retail price of PhP 505.00 per kilogram in the first and second phases of June 2025. (Figure 2 and Table 1)

3. Tomato

**Figure 3. Average Retail Price per Kilogram of Tomato
Oriental Mindoro: First Phase and Second Phase of June 2025
and First Phase of July 2025**

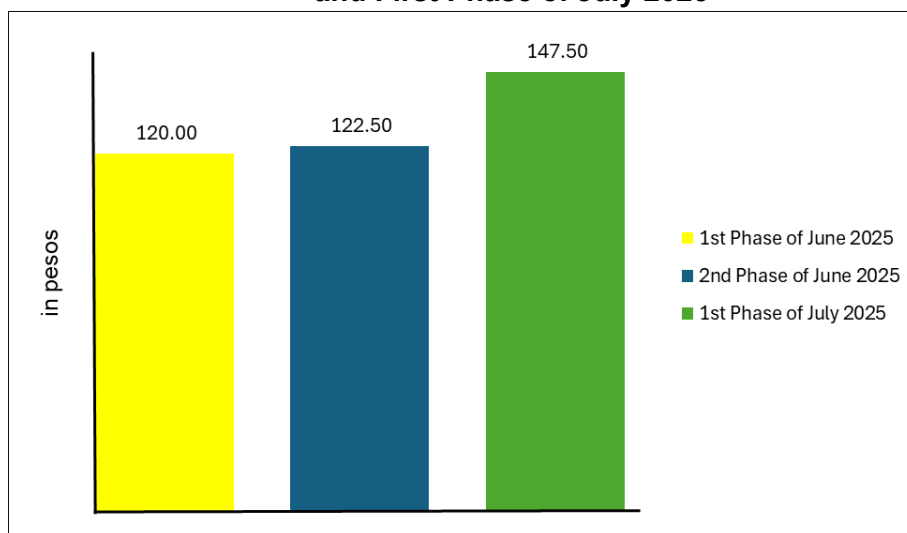


Source: Philippine Statistics Authority, Retail Price Survey of Selected Commodities For the Generation of Consumer Price Index

A kilogram of tomato in the province had an average retail price of PhP 85.00 during the first phase of July 2025. This was lower than the average retail price of PhP 140.00 per kilogram recorded in the first and second phases of June 2025. (Figure 3 and Table 1)

4. Eggplant

**Figure 4. Average Retail Price per Kilogram of Eggplant
Oriental Mindoro: First Phase and Second Phase of June 2025
and First Phase of July 2025**

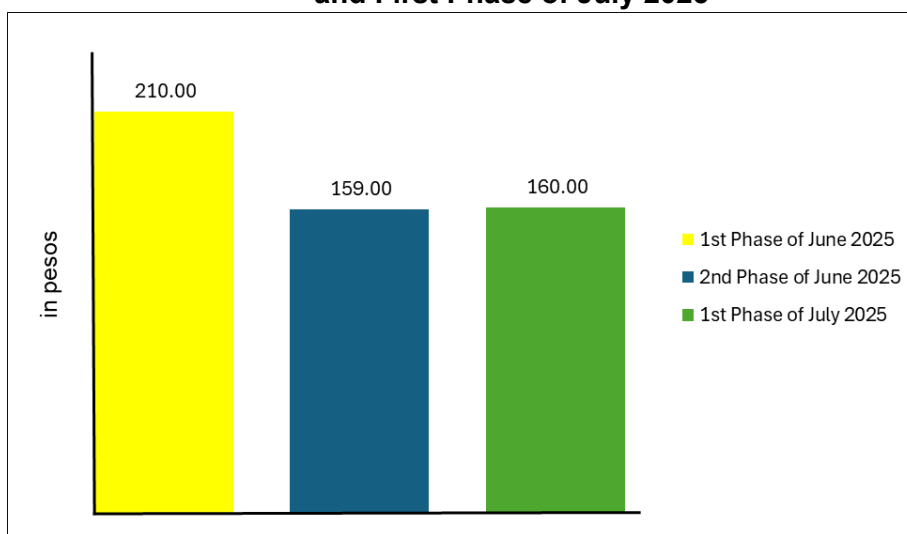


Source: Philippine Statistics Authority, Retail Price Survey of Selected Commodities For the Generation of Consumer Price Index

An average retail price of PhP 147.50 per kilogram at the provincial level was recorded for eggplant during the first phase of July 2025. It went up from the average retail prices of PhP 122.50 per kilogram in the second phase of June 2025 and PhP 120.00 per kilogram in the first phase of June 2025. (Figure 4 and Table 1)

5. Carrot

**Figure 5. Average Retail Price per Kilogram of Carrot
Oriental Mindoro: First Phase and Second Phase of June 2025
and First Phase of July 2025**

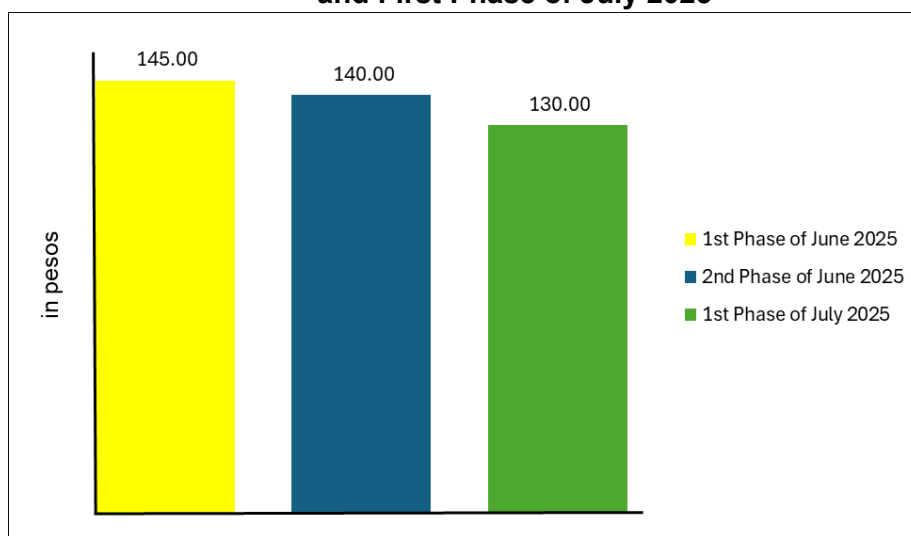


Source: Philippine Statistics Authority, Retail Price Survey of Selected Commodities For the Generation of Consumer Price Index

A kilogram of carrots in the province had an average retail price of PhP 160.00 during the first phase in July 2025, higher than its average retail price of PhP 159.00 per kilogram in the second phase of June 2025. Moreover, this was lower relative to its price level in the first phase of June 2025 at PhP 210.00 per kilogram. (Figure 5 and Table 1)

6. White Potato

**Figure 6. Average Retail Price per Kilogram of White Potato
Oriental Mindoro: First Phase and Second Phase of June 2025
and First Phase of July 2025**

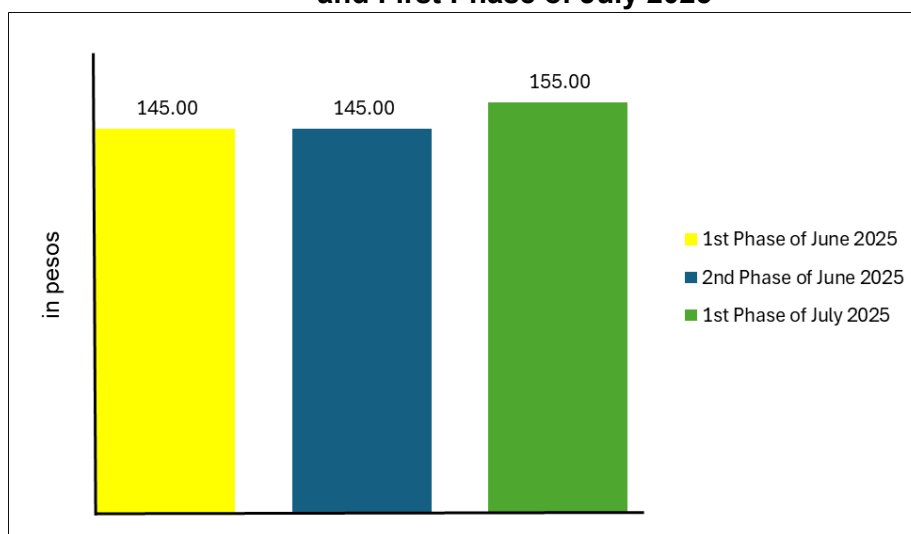


Source: Philippine Statistics Authority, Retail Price Survey of Selected Commodities For the Generation of Consumer Price Index

At the provincial level, white potato had an average retail price of PhP 130.00 per kilogram during the first phase of July 2025. This was lower than the average retail price of PhP 140.00 per kilogram recorded in the second phase of June 2025 and PhP 145.00 per kilogram in the first phase of June 2025. (Figure 6 and Table 1)

7. Red Onion

**Figure 7. Average Retail Price per Kilogram of Red Onion
Oriental Mindoro: First Phase and Second Phase of June 2025
and First Phase of July 2025**

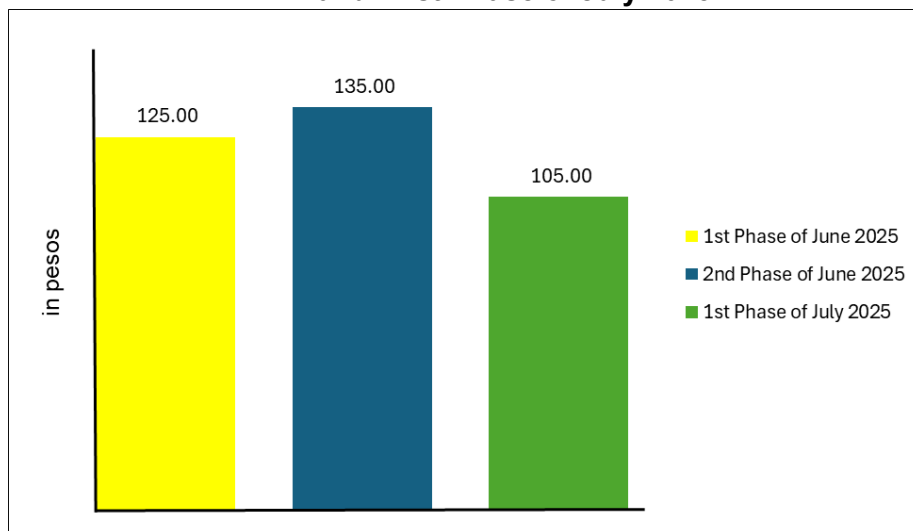


Source: Philippine Statistics Authority, Retail Price Survey of Selected Commodities For the Generation of Consumer Price Index

An average retail price of PhP 155.00 per kilogram at the provincial level was reported for red onion during the first phase of July 2025. It was higher than the average retail price of PhP 145.00 per kilogram during the first and second phases of June 2025. (Figure 7 and Table 1)

8. Calamansi

**Figure 8. Average Retail Price per Kilogram of Calamansi
Oriental Mindoro: First Phase and Second Phase of June 2025
and First Phase of July 2025**



*Source: Philippine Statistics Authority, Retail Price Survey of Selected Commodities
For the Generation of Consumer Price Index*

The average retail price of calamansi in the province was recorded at PhP 105.00 per kilogram during the first phase of July 2025. This was lower than the average retail prices recorded in June 2025 - PhP 135.00 per kilogram during the second phase and PhP 125.00 per kilogram in the first phase. (Figure 8 and Table 1)

CHARLYN ROMERO-CANTOS, PhD
(Chief Administrative Officer)
Officer-in-Charge
Oriental Mindoro Provincial Statistical Office

HTD/JGO

Table 1. Comparative Average Retail Prices of Selected Commodities in Oriental Mindoro First and Second Phase of June 2025, and First Phase of July 2025 (in PhP per Kilogram)

| Commodities | First Phase Jun 2025 | Second Phase Jun 2025 | First Phase Jul 2025 |
|-------------------------------------|-------------------------|--------------------------|-------------------------|
| | (1) | (2) | (3) |
| RICE | | | |
| RICE, SPECIAL | 52.75 | 52.75 | 52.75 |
| RICE, WELL MILLED | 44.13 | 44.13 | 43.92 |
| RICE, REGULAR MILLED | 37.00 | 38.00 | 37.50 |
| MEAT | | | |
| BEEF, MEAT WITH BONES | 445.00 | 445.00 | 445.00 |
| BEEF, PURE MEAT | 525.00 | 525.00 | 525.00 |
| PORK, KASIM | 505.00 | 505.00 | 515.00 |
| PORK, LIEMPO | 540.00 | 540.00 | 545.00 |
| PORK, MEAT WITH BONES | 477.50 | 485.00 | 490.00 |
| DRESSED CHICKEN | 217.50 | 217.50 | 217.50 |
| CHICKEN EGG, MED. (per piece) | 9.63 | 9.63 | 9.63 |
| FISH | | | |
| BANGUS | 197.50 | 187.50 | 187.50 |
| GALUNGGONG | 240.00 | 220.00 | 220.00 |
| TILAPIA | 175.00 | 175.00 | 175.00 |
| VEGETABLES | | | |
| AMPALAYA | 125.00 | 125.00 | 145.00 |
| CABBAGE | 130.00 | 130.00 | 130.00 |
| CARROT | 210.00 | 159.00 | 160.00 |
| EGGPLANT | 120.00 | 122.50 | 147.50 |
| BAGUIO BEANS | 195.00 | 195.00 | 200.00 |
| PECHAY, NATIVE | 170.00 | 170.00 | 170.00 |
| STRING BEANS | 245.00 | 311.67 | 311.67 |
| TOMATO | 140.00 | 140.00 | 85.00 |
| WHITE POTATO | 145.00 | 140.00 | 130.00 |
| CONDIMENTS | | | |
| ONION, RED | 145.00 | 145.00 | 155.00 |
| GARLIC, NATIVE | 140.00 | 140.00 | 140.00 |
| GARLIC, IMPORTED | 175.00 | 175.00 | 185.00 |
| GINGER, HAWAIIAN | 225.00 | 225.00 | 225.00 |
| FRUITS | | | |
| BANANA, LAKATAN | 110.00 | 110.00 | 110.00 |
| CALAMANSI | 125.00 | 135.00 | 105.00 |
| OTHER BASIC COMMODITIES | | | |
| COOKING OIL (in PhP per Liter) | 125.00 | 125.00 | 125.00 |
| BROWN SUGAR (in PhP per Kilogram) | 77.13 | 77.13 | 77.13 |
| REFINED SUGAR (in PhP per Kilogram) | 88.50 | 88.50 | 88.50 |

Notes:

1. First phase survey round - price collection is conducted from 1st day to 5th day of the month.
2. Second phase survey round - price collection is conducted from 15th day to 17th day of the month.
3. Prices for the July 2025 first phase survey round are preliminary.
4. Brand and type of other basic commodities being priced vary across area.

Source: Philippine Statistics Authority, Retail Price Survey of Commodities for the Generation of Consumer Price Index