

SPECIAL RELEASE

PRICE SITUATIONER OF SELECTED AGRICULTURAL COMMODITIES IN ORIENTAL MINDORO First Phase of April 2025

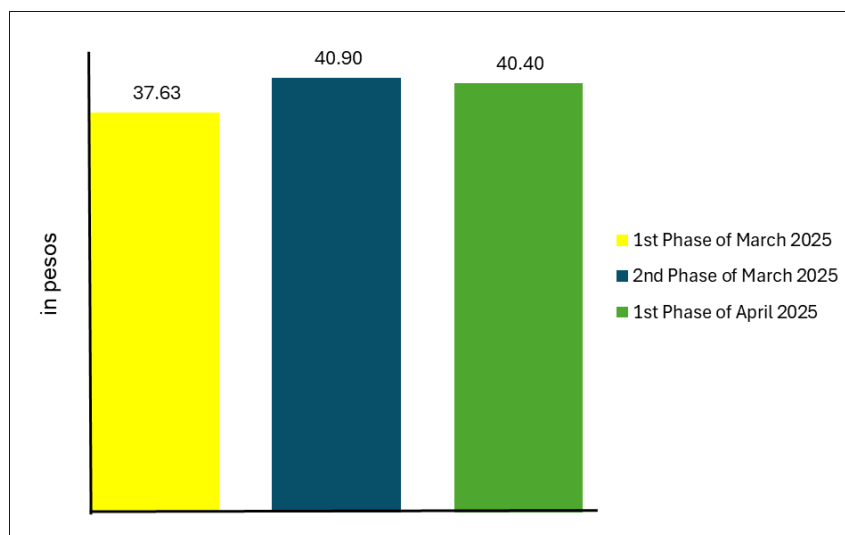
(Reference Period: 01 to 05 April 2025)

Date of Release: 29 April 2025

Reference No. 2025-SR-087

1. Rice, Regular Milled

**Figure 1. Average Retail Price per Kilogram of Regular Milled Rice
Oriental Mindoro: First Phase and Second Phase of March 2025
and First Phase of April 2025**

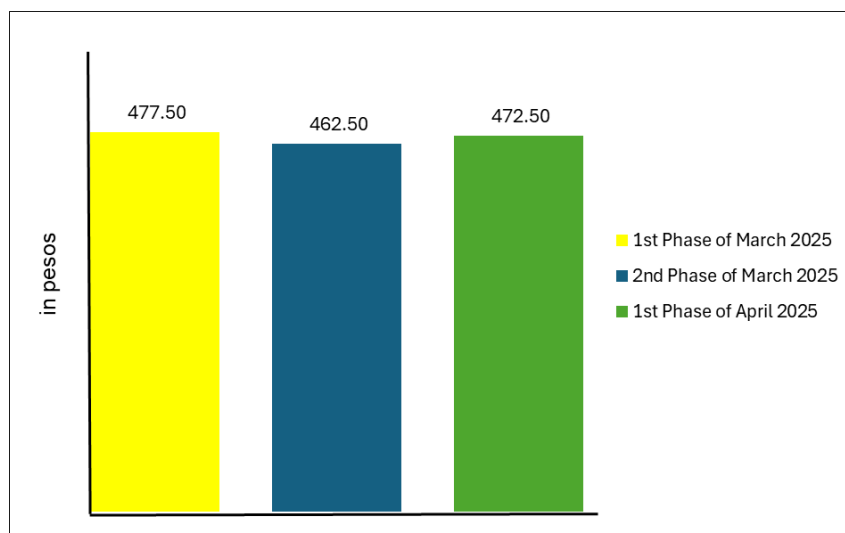


Source: Philippine Statistics Authority, Retail Price Survey of Selected Commodities for the Generation of Consumer Price Index

At the provincial level, a kilogram of regular milled rice had an average retail price of PhP 40.40 during the first phase of April 2025 (01 to 05 April 2025), slightly lower with its average retail price during the second phase of March 2025 (15 to 17 March 2025) at PhP 40.90 per kilogram. Moreover, this was higher relative to its price in the first phase of March 2025 (01 to 05 March 2025) at PhP 37.63 per kilogram. (Figure 1 and Table 1)

2. Fresh Pork, Meat with Bones

**Figure 2. Average Retail Price per Kilogram of Fresh Pork, Meat with Bones
Oriental Mindoro: First Phase and Second Phase of March 2025
and First Phase of April 2025**

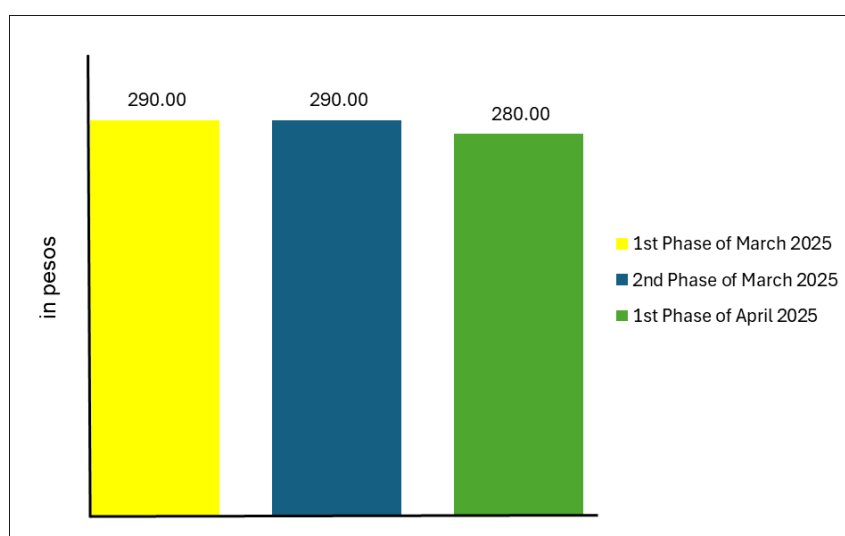


Source: Philippine Statistics Authority, Retail Price Survey of Selected Commodities for the Generation of Consumer Price Index

An average retail price of PhP 472.50 per kilogram at the provincial level was reported for fresh pork, meat with bones during the first phase of April 2025. It showed an increase from its average retail price of PhP 462.50 per kilogram in the second phase of March 2025. In contrast, this registered a decrease relative to its price level in the first phase of March 2025 at PhP 477.50 per kilogram. (Figure 2 and Table 1)

3. Galunggong

**Figure 3. Average Retail Price per Kilogram of Galunggong
Oriental Mindoro: First Phase and Second Phase of March 2025
and First Phase of April 2025**

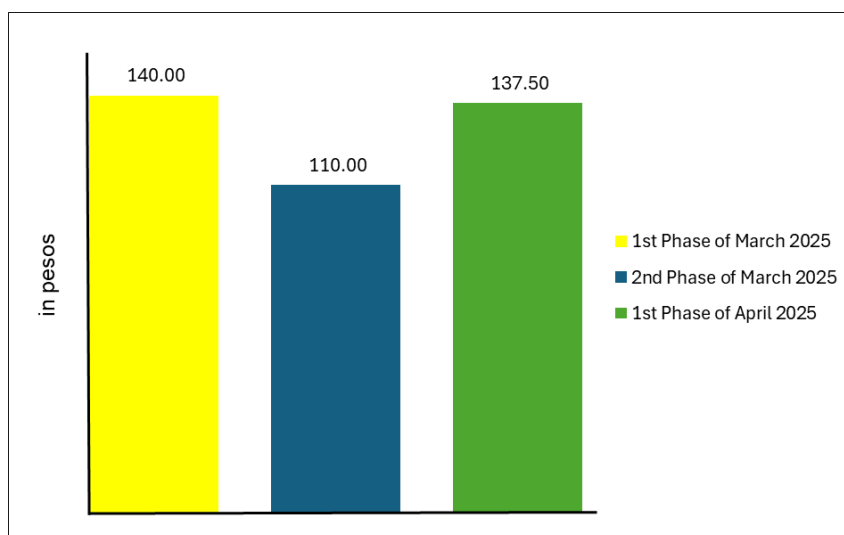


Source: Philippine Statistics Authority, Retail Price Survey of Selected Commodities for the Generation of Consumer Price Index

A kilogram of galunggong in the province had an average retail price of PhP 280.00 during the first phase of April 2025. This was lower than the average retail price of PhP 290.00 per kilogram in the first and second phases of March 2025. (Figure 3 and Table 1)

4. Cabbage

**Figure 4. Average Retail Price per Kilogram of Cabbage
Oriental Mindoro: First Phase and Second Phase of March 2025
and First Phase of April 2025**

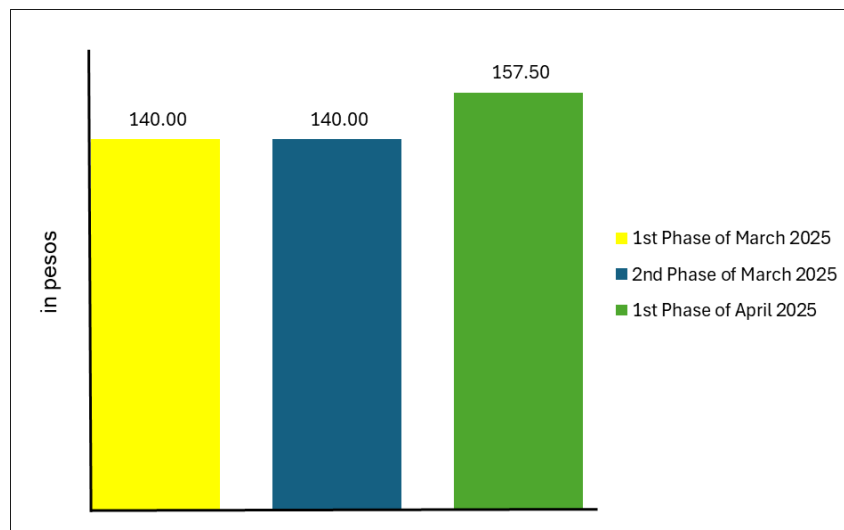


Source: Philippine Statistics Authority, Retail Price Survey of Selected Commodities for the Generation of Consumer Price Index

A kilogram of cabbage in Oriental Mindoro had an average retail price of PhP 137.50 during the first phase of April 2025. This showed an increase from its average retail price of PhP 110.00 per kilogram in the second phase of March 2025 and lower than its average retail price of PhP 140.00 per kilogram in the first phase of March 2025. (Figure 4 and Table 1)

5. Eggplant

**Figure 5. Average Retail Price per Kilogram of Eggplant
Oriental Mindoro: First Phase and Second Phase of March 2025
and First Phase of April 2025**

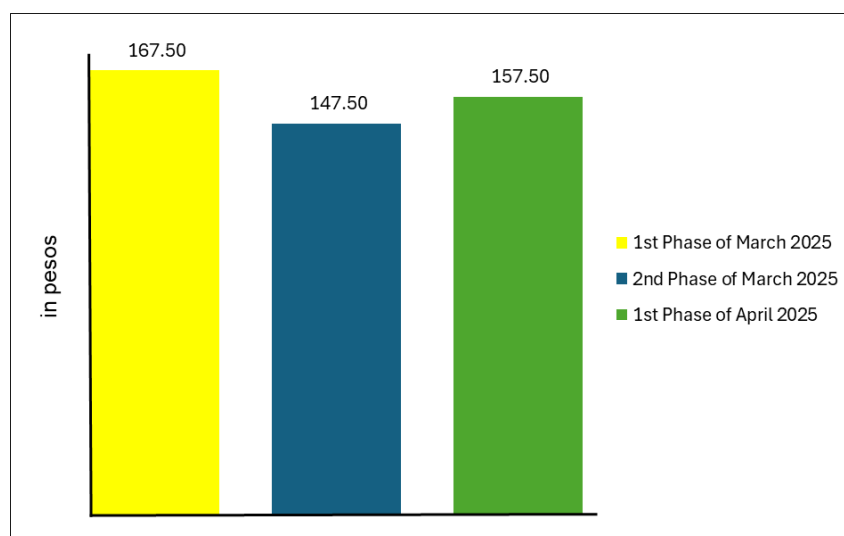


Source: Philippine Statistics Authority, Retail Price Survey of Selected Commodities for the Generation of Consumer Price Index

A kilogram of eggplant in the province had an average retail price of PhP 157.50 during the first phase in April 2025, higher than its average retail price of PhP 140.00 per kilogram in the second phase of March 2025. Moreover, the same price was recorded in the first phase of March 2025 at PhP 140.00 per kilogram. (Figure 5 and Table 5)

6. White Potato

**Figure 6. Average Retail Price per Kilogram of White Potato
Oriental Mindoro: First Phase and Second Phase of March 2025
and First Phase of April 2025**

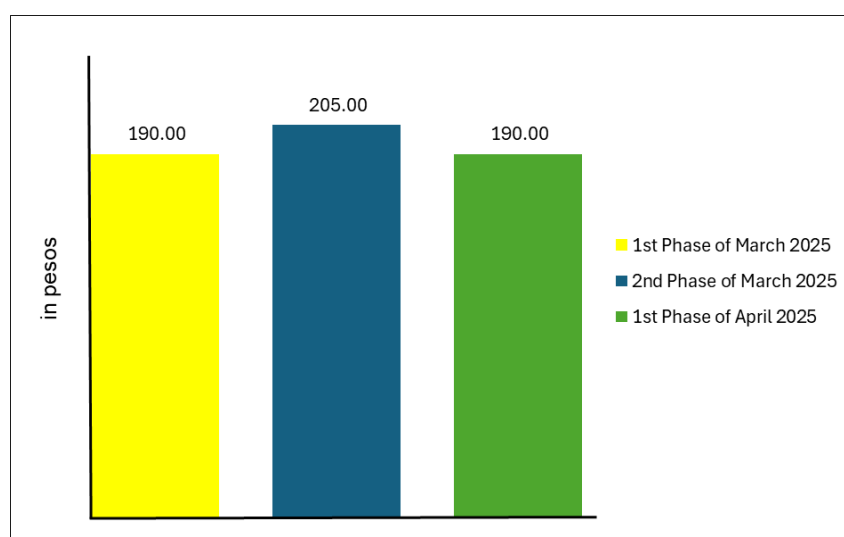


Source: Philippine Statistics Authority, Retail Price Survey of Selected Commodities for the Generation of Consumer Price Index

At the provincial level, white potato had an average retail price of PhP 157.50 per kilogram during the first phase of April 2025. This was higher than the average retail price of PhP 147.50 per kilogram recorded in the second phase of March 2025. However, this was lower compared to the average retail price per kilogram of white potato in the first phase of March 2025 which was at PhP 167.50. (Figure 6 and Table 1)

7. Onion, Red

**Figure 7. Average Retail Price per Kilogram of Onion, Red
Oriental Mindoro: First Phase and Second Phase of March 2025
and First Phase of April 2025**

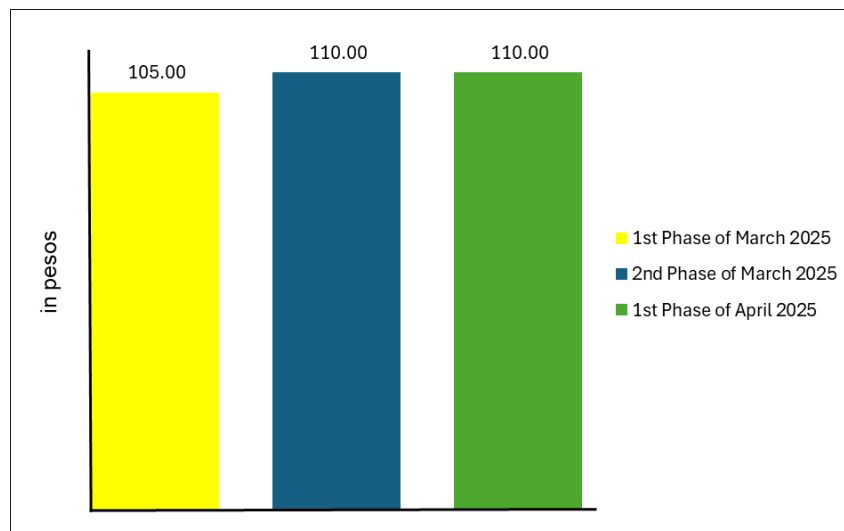


Source: Philippine Statistics Authority, Retail Price Survey of Selected Commodities For the Generation of Consumer Price Index

An average retail price of PhP 190.00 per kilogram at the provincial level was reported for red onion during the first phase of April 2025. It was lower than the average retail price of PhP 205.00 per kilogram in the second phase of March 2025. Moreover, same price was recorded during the first phase of March 2025. (Figure 7 and Table 1)

8. Banana, Lakatan

**Figure 8. Average Retail Price per Kilogram of Banana, Lakatan
Oriental Mindoro: First Phase and Second Phase of March 2025
and First Phase of April 2025**



*Source: Philippine Statistics Authority, Retail Price Survey of Selected Commodities
For the Generation of Consumer Price Index*

The average retail price of banana, lakatan in the province was recorded at PhP 110.00 per kilogram during the first phase of April 2025. This was the same with the average retail price recorded in the second phase of March 2025. Moreover, this was higher relative to its price level in the first phase of March 2025 at PhP 105.00 per kilogram. (Figure 8 and Table 1)

CHARLYN ROMERO-CANTOS, PhD
(Chief Administrative Officer)
Officer-in-Charge
Oriental Mindoro Provincial Statistical Office

JGO

**Table 1. Comparative Average Retail Prices of Selected Commodities in
Oriental Mindoro First Phase and Second Phase of March 2025,
and First Phase of April 2025
(in PhP per Kilogram)**

Commodities	First Phase	Second Phase	First Phase
	Mar 2025	Mar 2025	Apr 2025
	(1)	(2)	(3)
RICE			
RICE, SPECIAL	53.57	53.50	53.38
RICE, WELL MILLED	48.50	47.25	46.75
RICE, REGULAR MILLED	37.63	40.90	40.40
MEAT			
BEEF, MEAT WITH BONES	445.00	445.00	445.00
BEEF, PURE MEAT	525.00	525.00	525.00
PORK, KASIM	485.00	470.00	480.00
PORK, LIEMPO	535.00	515.00	535.00
PORK, MEAT WITH BONES	477.50	462.50	472.50
DRESSED CHICKEN	212.50	220.00	215.00
CHICKEN EGG, MED. (per piece)	10.13	10.13	10.13
FISH			
BANGUS	202.50	202.50	200.00
GALUNGGONG	290.00	290.00	280.00
TILAPIA	175.00	175.00	175.00
VEGETABLES			
AMPALAYA	135.00	135.00	135.00
CABBAGE	140.00	110.00	137.50
CARROT	200.00	200.00	200.00
EGGPLANT	140.00	140.00	157.50
BAGUIO BEANS	175.00	175.00	200.00
PECHAY, NATIVE	170.00	170.00	170.00
STRING BEANS	228.33	228.33	228.33
TOMATO	120.00	120.00	120.00
WHITE POTATO	167.50	147.50	157.50
CONDIMENTS			
ONION, RED	190.00	205.00	190.00
GARLIC, NATIVE	140.00	140.00	140.00
GARLIC, IMPORTED	195.00	195.00	200.00
GINGER, HAWAIIAN	205.00	215.00	215.00
FRUITS			
BANANA, LAKATAN	105.00	110.00	110.00
CALAMANSI	135.00	135.00	135.00
OTHER BASIC COMMODITIES			
COOKING OIL (in PhP per Liter)	106.25	106.25	109.38
BROWN SUGAR (in PhP per Kilogram)	77.13	77.13	77.13
REFINED SUGAR (in PhP per Kilogram)	88.50	88.50	88.50

Notes:

1. First phase survey round - price collection is conducted from 1st day to 5th day of the month.
2. Second phase survey round - price collection is conducted from 15th day to 17th day of the month.
3. Prices for the January 2025 first phase survey round are preliminary.
4. Brand and type of other basic commodities being priced vary across area.

Source: Philippine Statistics Authority, Retail Price Survey of Commodities for the Generation of Consumer Price Index