

SPECIAL RELEASE

PRICE SITUATIONER OF SELECTED AGRICULTURAL COMMODITIES IN ORIENTAL MINDORO First Phase of February 2025

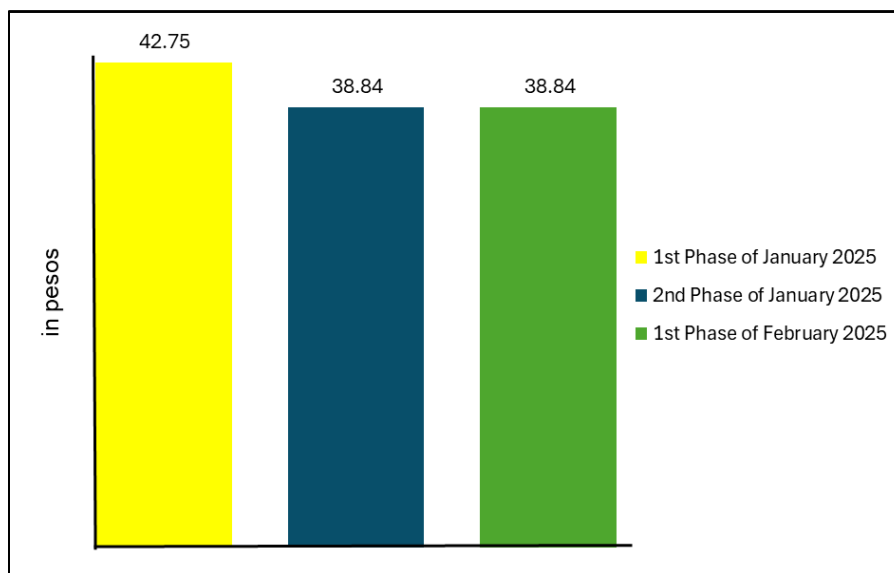
(Reference Period: 01 to 05 February 2025)

Date of Release: 27 February 2025

Reference No.: 2025-SR-058

1. Rice, Regular Milled

**Figure 1. Average Retail Price per Kilogram of Regular Milled Rice
Oriental Mindoro: First Phase and Second Phase of January 2025
and First Phase of February 2025**



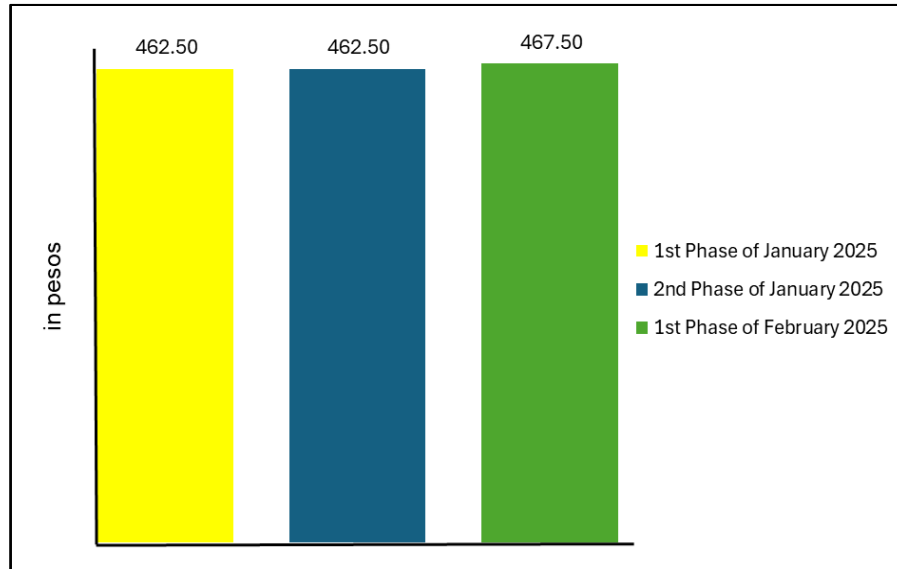
Source: Philippine Statistics Authority, Retail Price Survey of Selected Commodities For the Generation of Consumer Price Index

At the provincial level, a kilogram of regular milled rice had an average retail price of PhP 38.84 during the first phase of February 2025 (01 to 05 February 2025), same with its average retail price during the second phase of January 2025 (15 to 17 January 2025). Moreover, this was lower relative to its price in the first phase of January 2025 (01 to 05 January 2025) at PhP 42.75 per kilogram. (Figure 1 and Table 1)



2. Fresh Pork, Meat with Bones

Figure 2. Average Retail Price per Kilogram of Fresh Pork, Meat with Bones Oriental Mindoro: First Phase and Second Phase of January 2025 and First Phase of February 2025

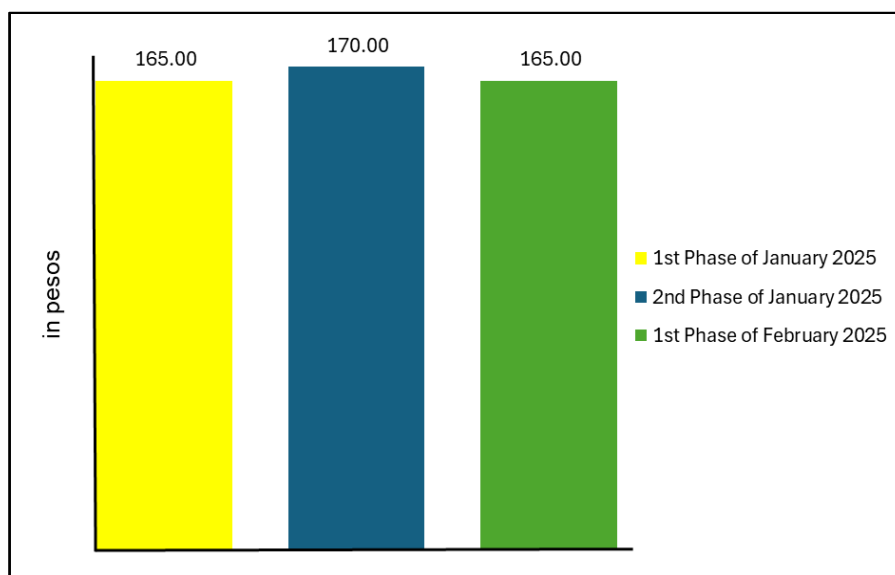


Source: Philippine Statistics Authority, Retail Price Survey of Selected Commodities For the Generation of Consumer Price Index

An average retail price of PhP 467.50 per kilogram at the provincial level was reported for fresh pork, meat with bones during the first phase of February 2025. It showed an increase from its average retail price of PhP 462.50 per kilogram in the first and second phases of January 2025. (Figure 2 and Table 1)

3. Tilapia

Figure 3. Average Retail Price per Kilogram of Tilapia Oriental Mindoro: First Phase and Second Phase of January 2025 and First Phase of February 2025

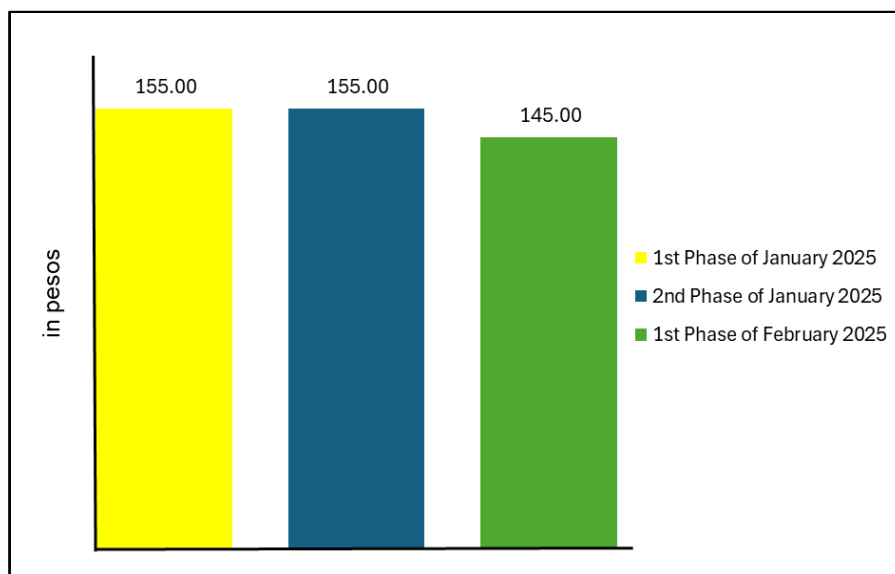


Source: Philippine Statistics Authority, Retail Price Survey of Selected Commodities For the Generation of Consumer Price Index

A kilogram of tilapia in the province had an average retail price of PhP 165.00 during the first phase of February 2025. This was lower than the average retail price of PhP 170.00 per kilogram in the second phase of January 2025. Moreover, the same price was recorded in the first phase of January 2025. (Figure 3 and Table 1)

4. Ampalaya

**Figure 4. Average Retail Price per Kilogram of Ampalaya
Oriental Mindoro: First Phase and Second Phase of January 2025
and First Phase of February 2025**

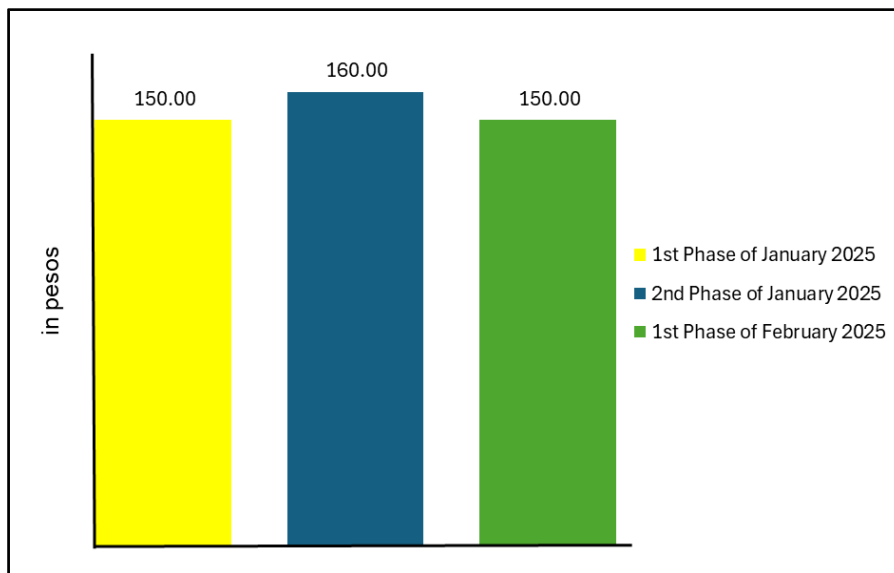


Source: Philippine Statistics Authority, Retail Price Survey of Selected Commodities For the Generation of Consumer Price Index

A kilogram of ampalaya in Oriental Mindoro had an average retail price of PhP 145.00 during the first phase of February 2025. This showed a decrease from its average retail price of PhP 155.00 per kilogram in the first and second phase of January 2025. (Figure 4 and Table 1)

5. Eggplant

**Figure 5. Average Retail Price per Kilogram of Eggplant
Oriental Mindoro: First Phase and Second Phase of January 2025
and First Phase of February 2025**

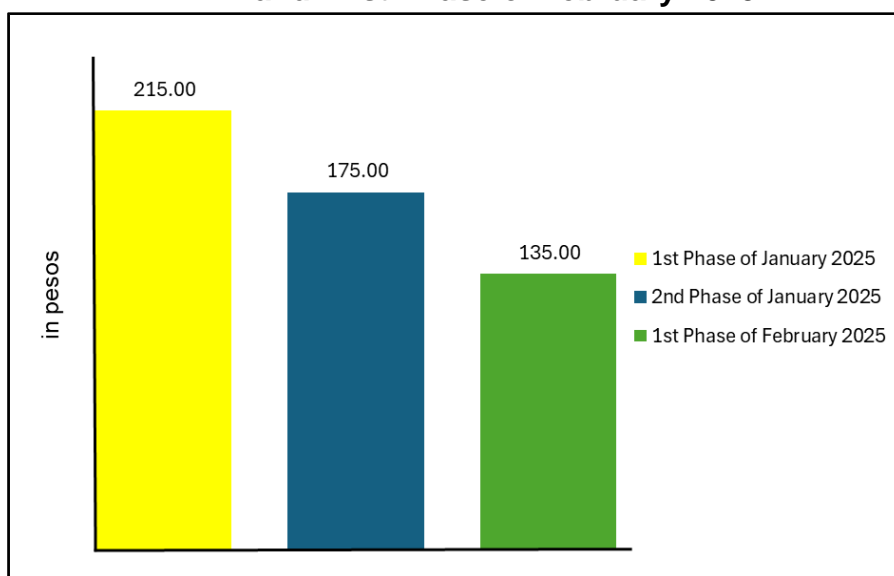


Source: Philippine Statistics Authority, Retail Price Survey of Selected Commodities For the Generation of Consumer Price Index

A kilogram of eggplant in the province had an average retail price of PhP 150.00 during the first phase in February 2025, lower than its average retail price of PhP 160.00 per kilogram in the second phase of January 2025. Moreover, the same price was recorded in the first phase of January 2025. (Figure 5 and Table 1)

6. Tomato

**Figure 6. Average Retail Price per Kilogram of Tomato
Oriental Mindoro: First Phase and Second Phase of January 2025
and First Phase of February 2025**

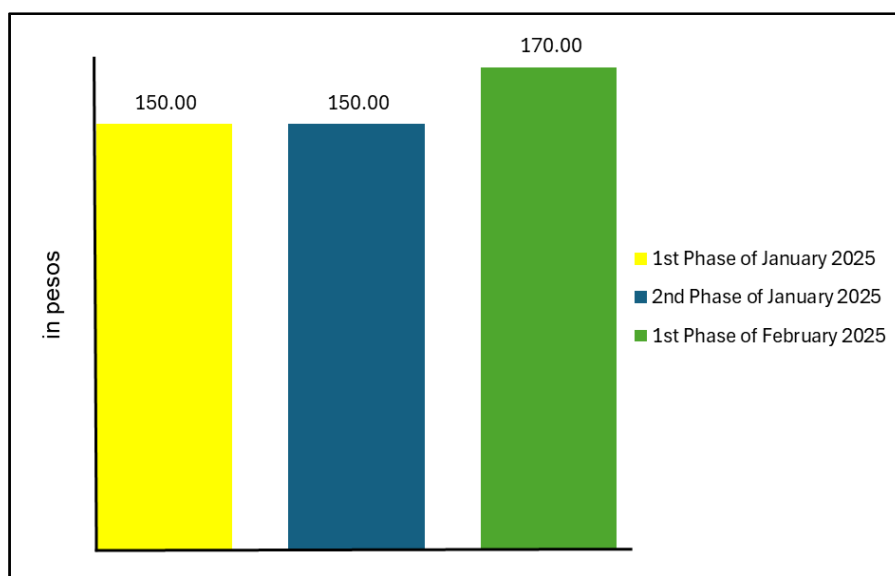


Source: Philippine Statistics Authority, Retail Price Survey of Selected Commodities For the Generation of Consumer Price Index

At the provincial level, tomato had an average retail price of PhP 135.00 per kilogram during the first phase of February 2025. This was lower than the average retail price of Ph P 175.00 per kilogram recorded in the second phase of January 2025. Moreover, the average retail price per kilogram of tomato in the first phase of January 2025 was at PhP 215.00. (Figure 6 and Table 1)

7. Onion, Red

**Figure 7. Average Retail Price per Kilogram of Onion, Red
Oriental Mindoro: First Phase and Second Phase of January 2025
and First Phase of February 2025**

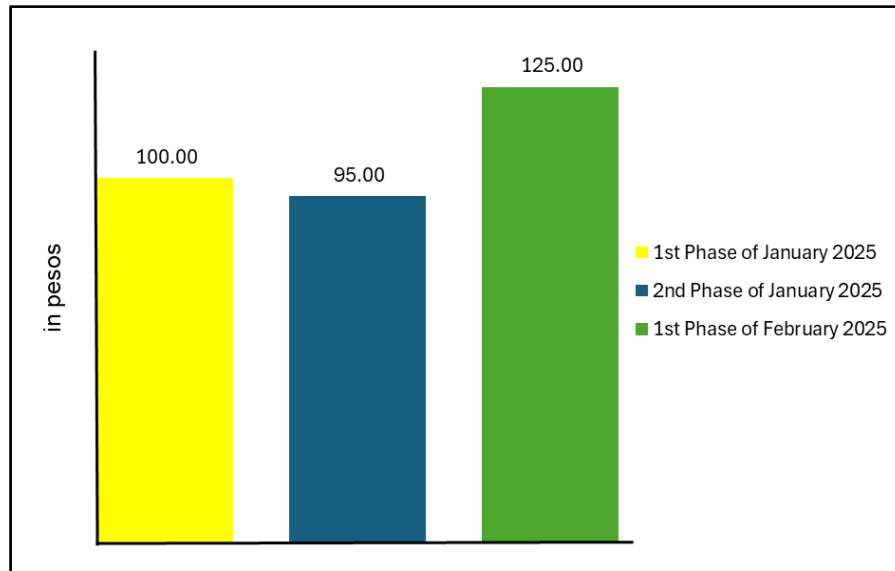


Source: Philippine Statistics Authority, Retail Price Survey of Selected Commodities For the Generation of Consumer Price Index

An average retail price of PhP 170.00 per kilogram at the provincial level was reported for red onion during the first phase of February 2025. It was higher than the average retail price of PhP 150.00 per kilogram in the first and second phase of January 2025. (Figure 7 and Table 1)

8. Calamansi

**Figure 8. Average Retail Price per Kilogram of Calamansi
Oriental Mindoro: First Phase and Second Phase of January 2025
and First Phase of February 2025**



Source: Philippine Statistics Authority, Retail Price Survey of Selected Commodities For the Generation of Consumer Price Index

The average retail price of calamansi in the province was recorded at PhP 125.00 per kilogram during the first phase of February 2025. This was higher compared with the PhP 95.00 per kilogram average retail price in the second phase of January 2025. Similarly, this was lower relative to its price level in the first phase of January 2025 at PhP 100.00 per kilogram. (Figure 8 and Table 1)

CHARLYN ROMERO-CANTOS, PhD
(Chief Administrative Officer)
Officer-in-Charge
Oriental Mindoro Provincial Statistical Office

HTD/JGO

Table 1. Comparative Average Retail Prices of Selected Commodities in Oriental Mindoro First Phase and Second Phase of January 2025, and First Phase of February 2025 (in PhP per Kilogram)

Commodities	First Phase	Second Phase	First Phase
	Jan 2025	Jan 2025	Feb 2025
	(1)	(2)	(3)
RICE			
RICE, SPECIAL	56.00	55.09	55.15
RICE, WELL MILLED	49.38	49.34	49.38
RICE, REGULAR MILLED	42.75	38.84	38.84
MEAT			
BEEF, MEAT WITH BONES	445.00	445.00	445.00
BEEF, PURE MEAT	520.00	520.00	520.00
PORK, KASIM	470.00	470.00	485.00
PORK, LIEMPO	515.00	515.00	535.00
PORK, MEAT WITH BONES	462.50	462.50	467.50
DRESSED CHICKEN	212.50	212.50	212.50
CHICKEN EGG, MED. (per piece)	10.60	10.60	10.13
FISH			
BANGUS	207.50	202.50	202.50
GALUNGGONG	270.00	270.00	300.00
TILAPIA	165.00	170.00	165.00
VEGETABLES			
AMPALAYA	155.00	155.00	145.00
CABBAGE	160.00	140.00	140.00
CARROT	250.00	230.00	215.00
EGGPLANT	150.00	160.00	150.00
BAGUIO BEANS	200.00	200.00	185.00
PECHAY, NATIVE	170.00	170.00	170.00
STRING BEANS	228.33	228.33	228.33
TOMATO	215.00	175.00	135.00
WHITE POTATO	200.00	185.00	175.00
CONDIMENTS			
ONION, RED	150.00	150.00	170.00
GARLIC, NATIVE	140.00	140.00	140.00
GARLIC, IMPORTED	200.00	200.00	195.00
GINGER, HAWAIIAN	185.00	185.00	185.00
FRUITS			
BANANA, LAKATAN	105.00	105.00	105.00
CALAMANSI	100.00	95.00	125.00
OTHER BASIC COMMODITIES			
COOKING OIL (in PhP per Liter)	103.13	103.13	103.13
BROWN SUGAR (in PhP per Kilogram)	76.38	76.38	76.38
REFINED SUGAR (in PhP per Kilogram)	88.50	88.50	88.50

Notes:

1. First phase survey round - price collection is conducted from 1st day to 5th day of the month.
2. Second phase survey round - price collection is conducted from 15th day to 17th day of the month.
3. Prices for the January 2025 first phase survey round are preliminary.
4. Brand and type of other basic commodities being priced vary across areas.

Source: Philippine Statistics Authority, Retail Price Survey of Commodities for the Generation of Consumer Price Index