

# SPECIAL RELEASE

## PRICE SITUATIONER OF SELECTED AGRICULTURAL COMMODITIES IN ORIENTAL MINDORO

**Second Phase of May 2025**

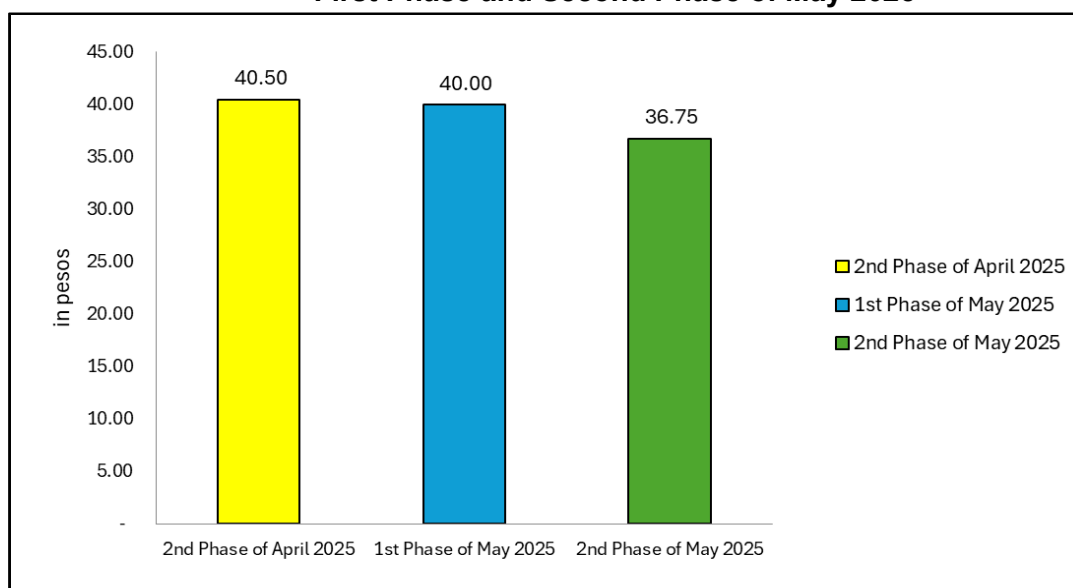
(Reference Period: 15 to 17 May 2025)

**Date of Release:** 21 July 2025

**Reference No.** 2025-SR-114

### 1. Rice, Regular Milled

**Figure 1. Average Retail Price per Kilogram of Regular Milled Rice  
Oriental Mindoro: Second Phase of April 2025 and  
First Phase and Second Phase of May 2025**



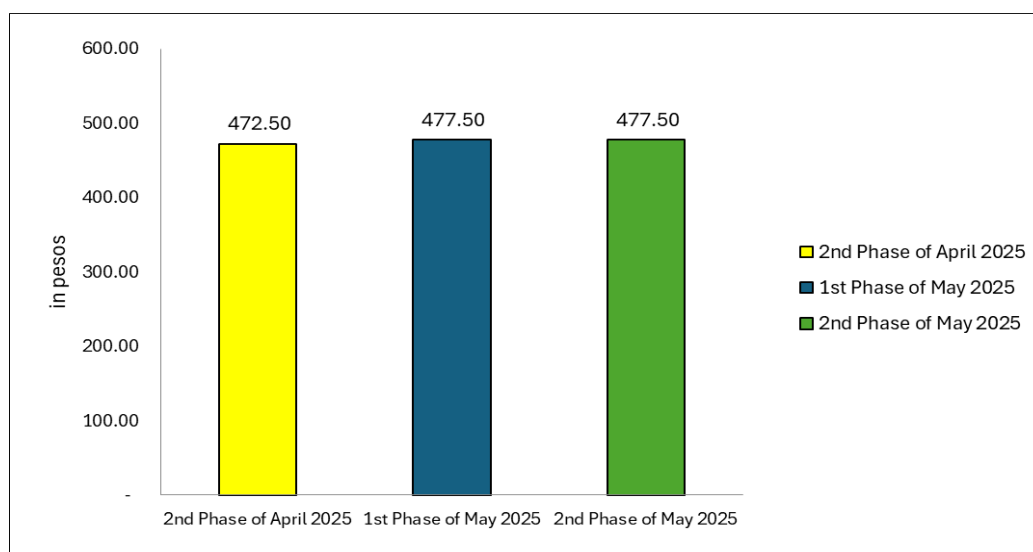
*Source: Philippine Statistics Authority, Retail Price Survey of Selected Commodities  
For the Generation of Consumer Price Index*

At the provincial level, a kilogram of regular milled rice had an average retail price of PhP 36.75 during the second phase of May 2025 (15 to 17 May 2025). This was lower than its average retail price in the first phase of May 2025 (01 to 05 May 2025) at PhP 40.00 per kilogram and in the Second Phase of April 2025 (15 to 17 April 2025) at PhP 40.50 per kilogram. (Figure 1 and Table 1)



## 2. Fresh Pork, Meat with Bones

**Figure 2. Average Retail Price per Kilogram of Fresh Pork, Meat with Bones  
Oriental Mindoro: Second Phase of April 2025 and First Phase and  
Second Phase of May 2025**

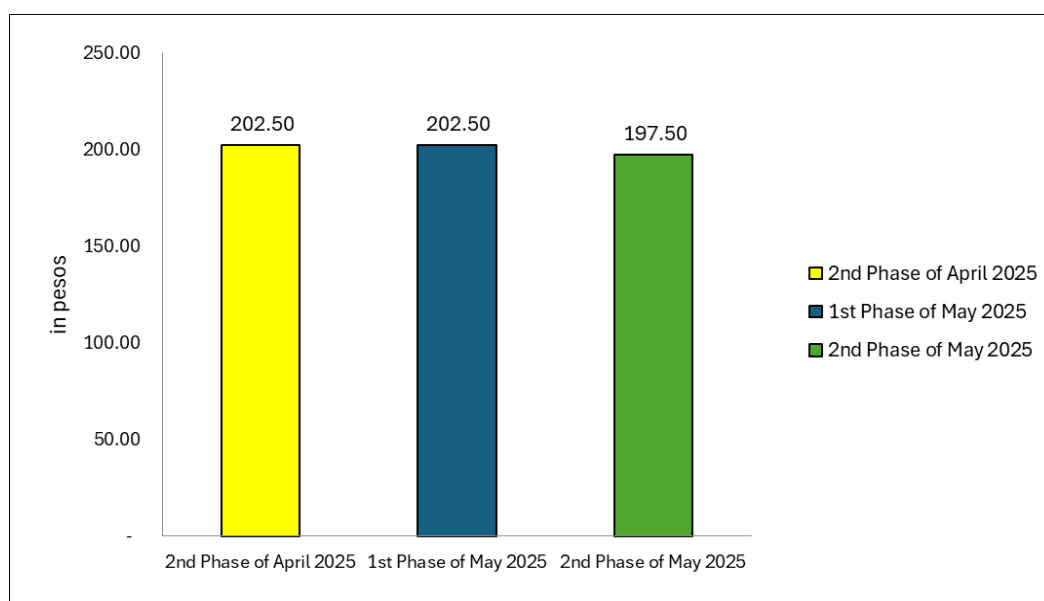


Source: Philippine Statistics Authority, Retail Price Survey of Selected Commodities  
For the Generation of Consumer Price Index

An average retail price of PhP 477.50 per kilogram at the provincial level was reported for fresh pork, meat with bones during the second phase of May 2025. No movement of price was observed compared to the average retail price in the first phase of May 2025. This showed an increment when compared to the second phase of April 2025 priced at PhP 472.50. (Figure 2 and Table 1)

## 3. Bangus

**Figure 3. Average Retail Price per Kilogram of Bangus  
Oriental Mindoro: Second Phase of April 2025 and First Phase  
and Second Phase of May 2025**

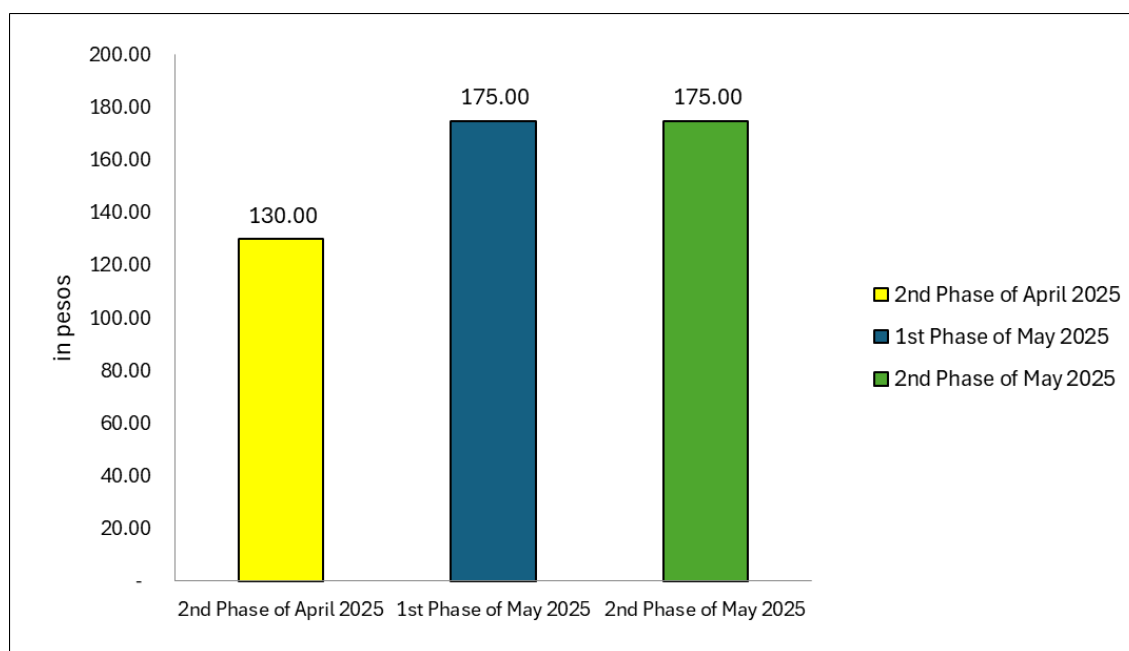


Source: Philippine Statistics Authority, Retail Price Survey of Selected Commodities  
For the Generation of Consumer Price Index

A kilogram of bangus in the province had an average retail price of PhP 197.50 during the second phase of May 2025. This was lower than the average retail price of PhP 202.50 per kilogram in the first phase of May 2025 and in the second phase of April 2025. (Figure 3 and Table 1)

#### 4. Cabbage

**Figure 4. Average Retail Price per Kilogram of Cabbage  
Oriental Mindoro: Second Phase of April 2025  
and First Phase and Second Phase of May 2025**

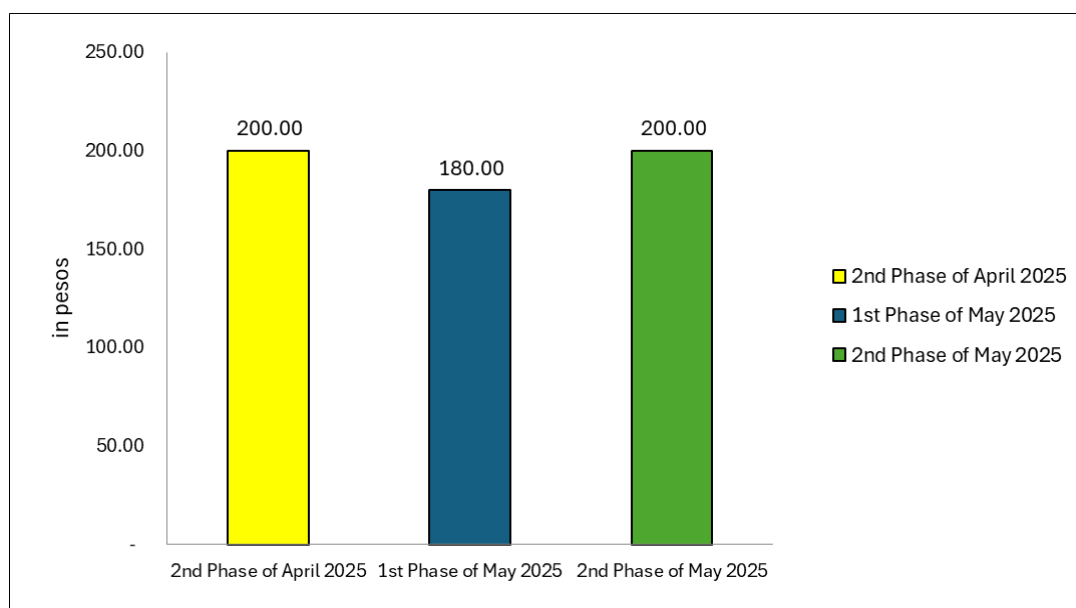


Source: Philippine Statistics Authority, Retail Price Survey of Selected Commodities  
For the Generation of Consumer Price Index

A kilogram of cabbage in Oriental Mindoro had an average retail price of PhP 175.00 during the second phase of May 2025. No movement of prices was observed compared to its average retail price in the first phase of May 2025. Meanwhile, this was higher relative to its price level in the second phase of April 2025 at PhP 130.00 per kilogram. (Figure 4 and Table 1)

## 5. Carrot

**Figure 5. Average Retail Price per Kilogram of Carrot  
Oriental Mindoro: Second Phase of April 2025  
and First Phase and Second Phase of May 2025**

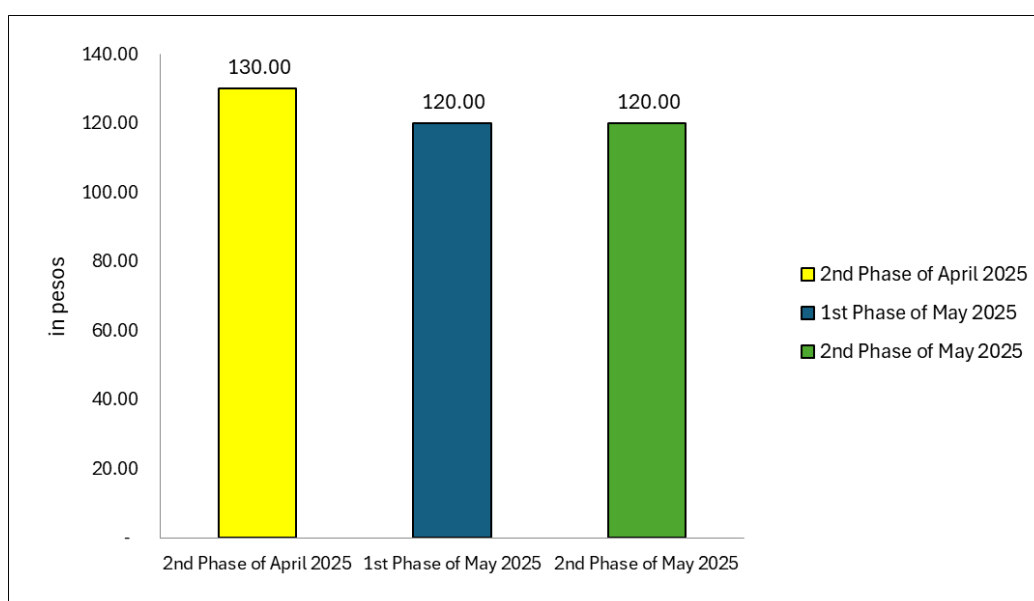


Source: Philippine Statistics Authority, Retail Price Survey of Selected Commodities For the Generation of Consumer Price Index

An average retail price of PhP 200.00 per kilogram at the provincial level was reported for carrot during the second phase of May 2025. This went up from the average retail price of PhP 180.00 per kilogram in the first phase of May 2025. Moreover, the same price was observed relative to its price level in the second phase of April 2025. (Figure 5 and Table 1)

## 6. Eggplant

**Figure 6. Average Retail Price per Kilogram of Eggplant  
Oriental Mindoro: Second Phase of April 2025  
and First Phase and Second Phase of May 2025**

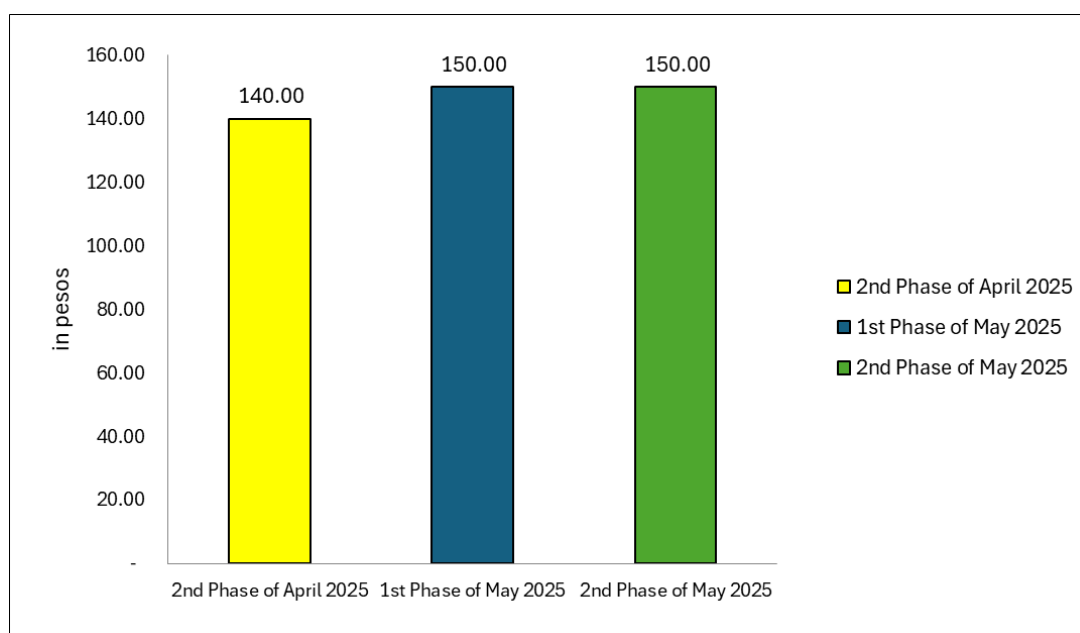


Source: Philippine Statistics Authority, Retail Price Survey of Selected Commodities For the Generation of Consumer Price Index

An average retail price of PhP120.00 per kilogram at the provincial level was reported for eggplant during the second phase of May 2025, same with that of its average retail price in the first phase of May 2025 and relatively lower in the second phase of April 2025 with PhP 130.00. (Figure 6 and Table 1)

## 7. White Potato

**Figure 7. Average Retail Price per Kilogram of White Potato  
Oriental Mindoro: Second Phase of April 2025  
and First Phase and Second Phase of May 2025**

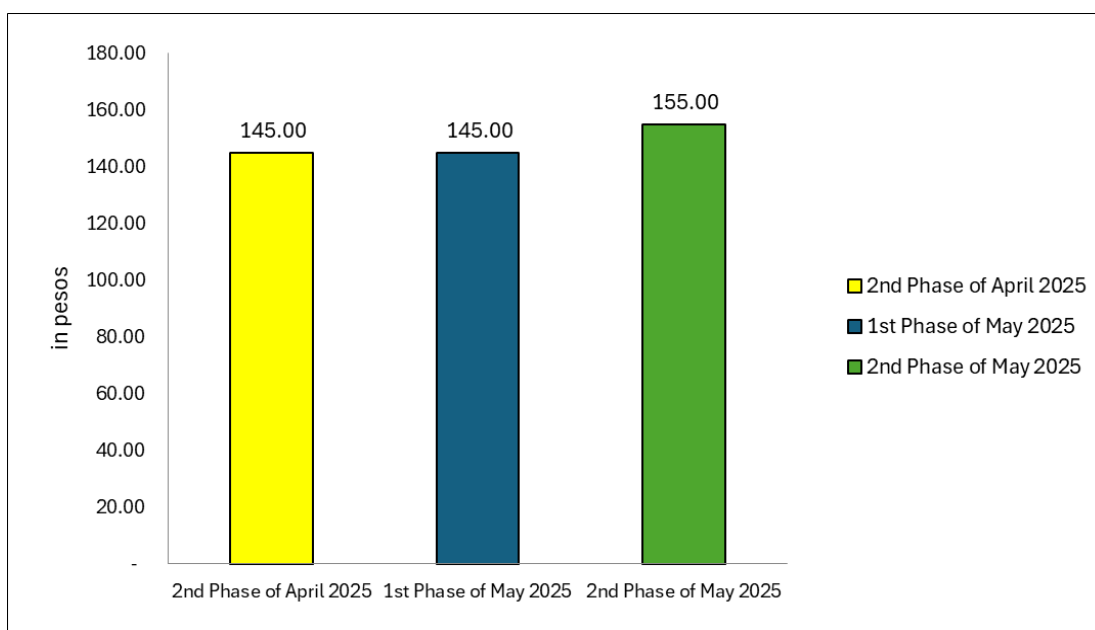


*Source: Philippine Statistics Authority, Retail Price Survey of Selected Commodities  
For the Generation of Consumer Price Index*

At the provincial level, white potato had an average retail price of PhP 150.00 per kilogram during the second phase of May 2025, same with its average retail price in the first phase of May 2025 but higher in the reported average retail price in the second phase of April 2025 at PhP 140.00. (Figure 7 and Table 1)

## 8. Onion, Red

**Figure 8. Average Retail Price per Kilogram of Onion, Red  
Oriental Mindoro: Second Phase of April 2025 and First Phase and  
Second Phase of May 2025**

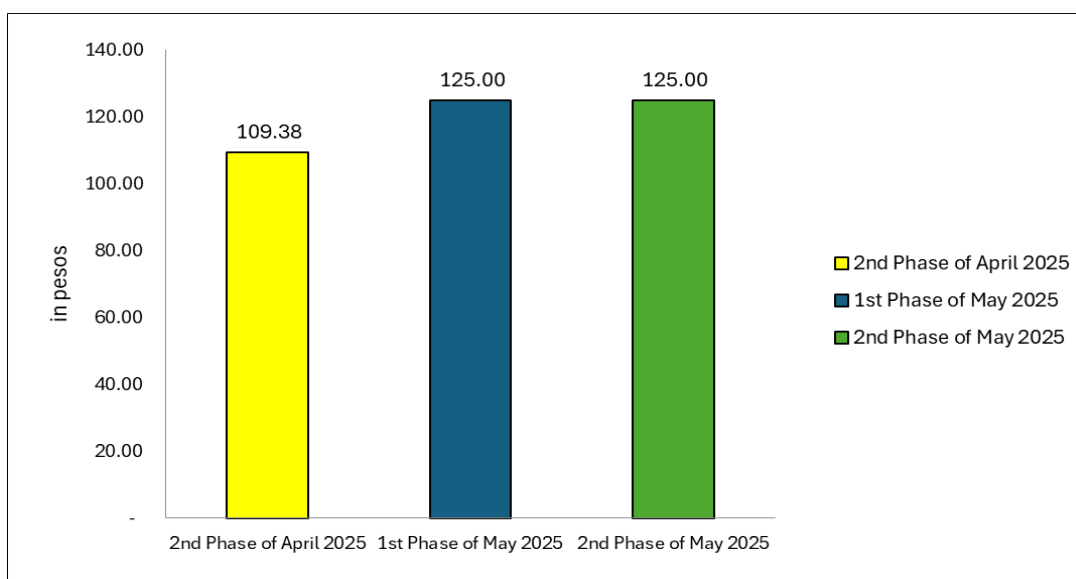


Source: Philippine Statistics Authority, Retail Price Survey of Selected Commodities For the Generation of Consumer Price Index

An average retail price of PhP 155.00 per kilogram at the provincial level was reported for red onion during the second phase of May 2025, relatively higher to the average retail price recorded for the first phase of May 2025 and in the second phase of April 2025, with PhP 145.00 each. (Figure 8 and Table 1)

## 9. Cooking Oil

**Figure 9. Average Retail Price per Liter of Cooking Oil  
Oriental Mindoro: Second Phase of April 2025 and First Phase and  
Second Phase of May 2025**



Source: Philippine Statistics Authority, Retail Price Survey of Selected Commodities For the Generation of Consumer Price Index

No movement on the average retail price was observed in cooking oil compared to the first phase of May 2025 but higher average price was recorded compared to the second phase of April 2025 at Php 109.38. (Figure 9 and Table 1)

**CHARLYN ROMERO-CANTOS, PhD**  
(Chief Administrative Officer)  
Officer-in-Charge  
Oriental Mindoro Provincial Statistical Office

**Table 1. Comparative Average Retail Prices of Selected Commodities in Oriental Mindoro Second Phase of April 2025, and First Phase and Second Phase of May 2025 (in PhP per Kilogram)**

Commodities	Second Phase (1)	First Phase (2)	Second Phase (3)
<b>RICE</b>			
RICE, SPECIAL	53.38	53.00	52.97
RICE, WELL MILLED	46.63	44.88	43.92
RICE, REGULAR MILLED	40.50	40.00	36.75
<b>MEAT</b>			
BEEF, MEAT WITH BONES	445.00	445.00	445.00
BEEF, PURE MEAT	525.00	525.00	525.00
PORK, KASIM	480.00	485.00	500.00
PORK, LIEMPO	535.00	535.00	535.00
PORK, MEAT WITH BONES	472.50	477.50	477.50
DRESSED CHICKEN	210.00	192.50	212.50
CHICKEN EGG, MED. (per piece)	9.88	9.63	9.63
<b>FISH</b>			
BANGUS	202.50	202.50	197.50
GALUNGGONG	280.00	280.00	280.00
TILAPIA	175.00	175.00	175.00
<b>VEGETABLES</b>			
AMPALAYA	135.00	135.00	125.00
CABBAGE	130.00	175.00	175.00
CARROT	200.00	180.00	200.00
EGGPLANT	130.00	120.00	120.00
BAGUIO BEANS	185.00	185.00	215.00
PECHAY, NATIVE	170.00	170.00	170.00
STRING BEANS	228.33	228.33	245.00
TOMATO	125.00	140.00	130.00
WHITE POTATO	140.00	150.00	150.00
<b>CONDIMENTS</b>			
ONION, RED	145.00	145.00	155.00
GARLIC, NATIVE	140.00	140.00	140.00
GARLIC, IMPORTED	190.00	190.00	185.00
GINGER, HAWAIIAN	215.00	205.00	200.00
<b>FRUITS</b>			
BANANA, LAKATAN	110.00	110.00	110.00
CALAMANSI	135.00	135.00	135.00
<b>OTHER BASIC COMMODITIES</b>			
COOKING OIL (in PhP per Liter)	109.38	125.00	125.00
BROWN SUGAR (in PhP per Kilogram)	77.13	77.13	77.13
REFINED SUGAR (in PhP per Kilogram)	88.50	88.50	88.50

Notes:

1. First phase survey round - price collection is conducted from 1st day to 5th day of the month.
2. Second phase survey round - price collection is conducted from 15th day to 17th day of the month.
3. Prices for the January 2025 first phase survey round are preliminary.
4. Brand and type of other basic commodities being priced vary across area.

Source: *Philippine Statistics Authority, Retail Price Survey of Commodities for the Generation of Consumer Price Index*