

# SPECIAL RELEASE

## PRICE SITUATIONER OF SELECTED AGRICULTURAL COMMODITIES IN ORIENTAL MINDORO Second Phase of April 2025

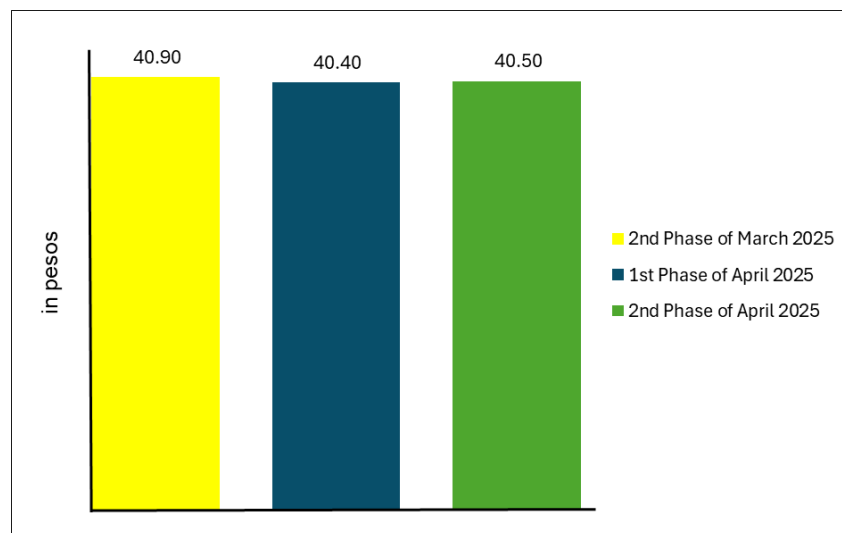
(Reference Period: 15 to 17 April 2025)

**Date of Release:** 08 May 2025

**Reference No.** 2025-SR-091

### 1. Rice, Regular Milled

**Figure 1. Average Retail Price per Kilogram of Regular Milled Rice  
Oriental Mindoro: Second Phase of March 2025  
and First Phase and Second Phase of April 2025**

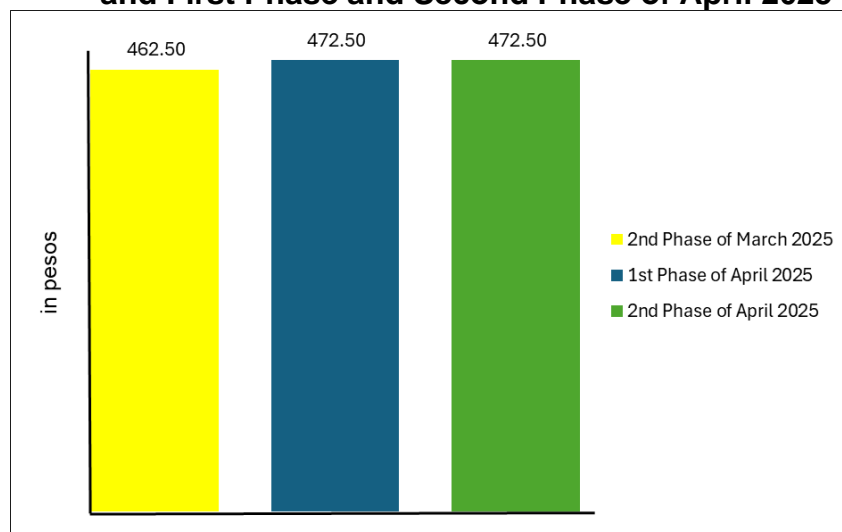


Source: Philippine Statistics Authority, Retail Price Survey of Selected Commodities  
For the Generation of Consumer Price Index

At the provincial level, a kilogram of regular milled rice had an average retail price of PhP 40.50 during the second phase of April 2025 (15 to 17 April 2025). This was higher than its average retail price in the first phase of April 2025 (01 to 05 April 2025) at PhP 40.40 per kilogram. Meanwhile, this was lower relative to its price level in the second phase of March 2025 (15 to 17 March 2025 at PhP 40.90 per kilogram. (Figure 1 and Table 1)

## 2. Fresh Pork, Meat with Bones

**Figure 2. Average Retail Price per Kilogram of Fresh Pork, Meat with Bones Oriental Mindoro: Second Phase of March 2025 and First Phase and Second Phase of April 2025**

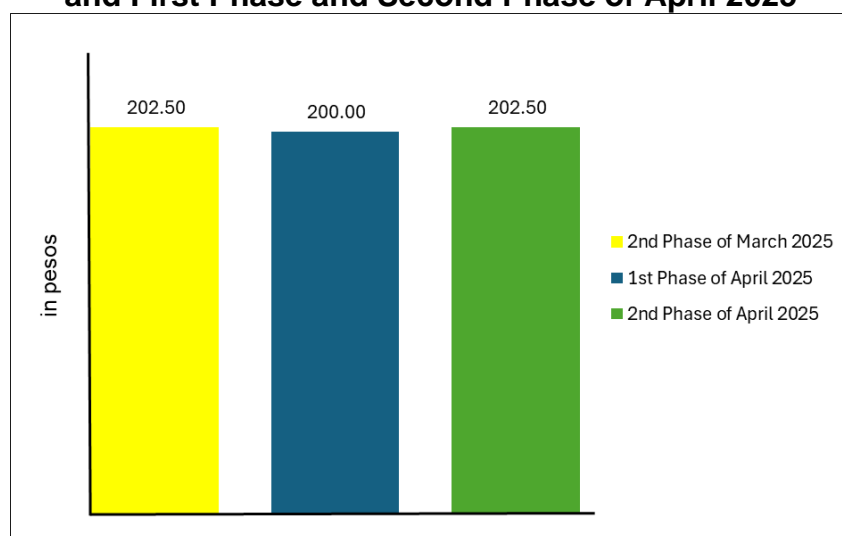


Source: Philippine Statistics Authority, Retail Price Survey of Selected Commodities For the Generation of Consumer Price Index

An average retail price of PhP 472.50 per kilogram at the provincial level was reported for fresh pork, meat with bones during the first phase and second phase of April 2025. This showed an increment from its average retail prices of PhP 462.50 per kilogram in the second phase of March 2025. (Figure 2 and Table 1)

## 3. Bangus

**Figure 3. Average Retail Price per Kilogram of Bangus Oriental Mindoro: Second Phase of March 2025 and First Phase and Second Phase of April 2025**

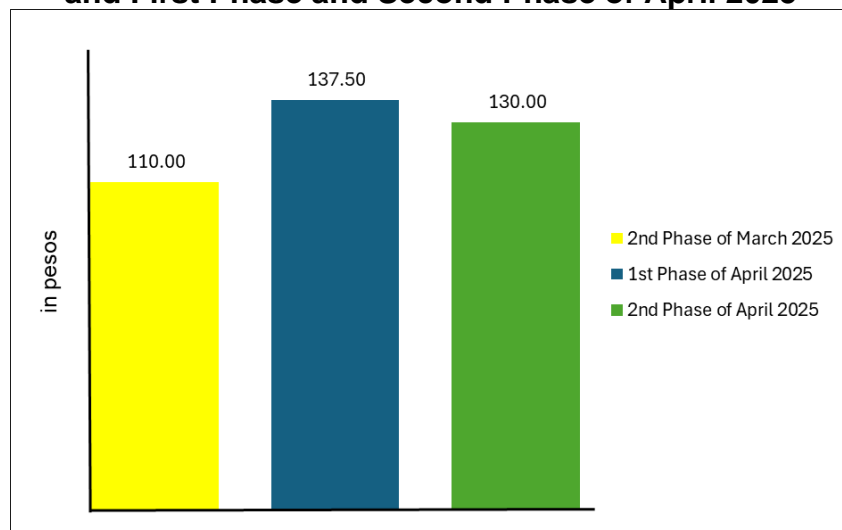


Source: Philippine Statistics Authority, Retail Price Survey of Selected Commodities For the Generation of Consumer Price Index

A kilogram of bangus in the province had an average retail price of PhP 202.50 during the second phase of April 2025. This was higher than the average retail price of PhP 200.00 per kilogram in the first phase of April 2025. Moreover, the same average retail price was observed in the second phase of March 2025. (Figure 3 and Table 1)

#### 4. Cabbage

**Figure 4. Average Retail Price per Kilogram of Cabbage  
Oriental Mindoro: Second Phase of March 2025  
and First Phase and Second Phase of April 2025**

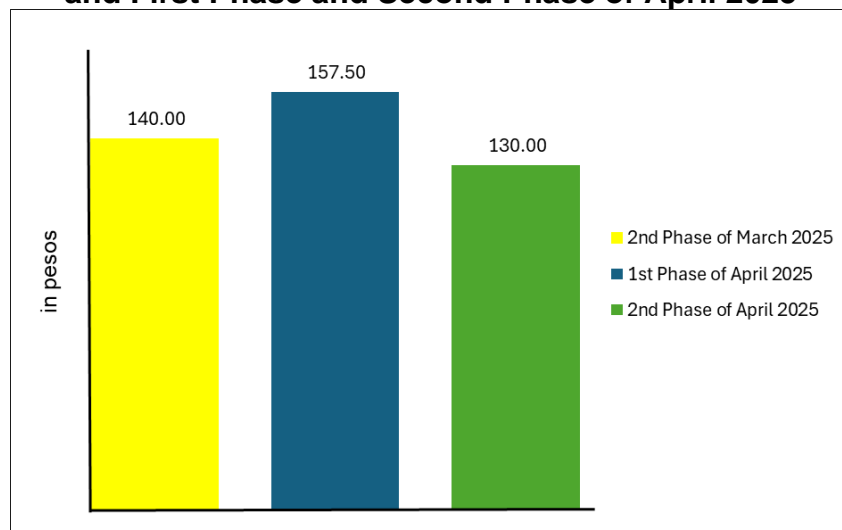


Source: Philippine Statistics Authority, Retail Price Survey of Selected Commodities For the Generation of Consumer Price Index

A kilogram of cabbage in Oriental Mindoro had an average retail price of PhP 130.00 during the second phase of April 2025. This showed a decrease from its average retail price of PhP 137.50 per kilogram in the first phase of April 2025. Meanwhile, this was higher relative to its price level in the second phase of March 2025 at PhP 110.00 per kilogram. (Figure 4 and Table 1)

## 5. Eggplant

**Figure 5. Average Retail Price per Kilogram of Eggplant  
Oriental Mindoro: Second Phase of March 2025  
and First Phase and Second Phase of April 2025**

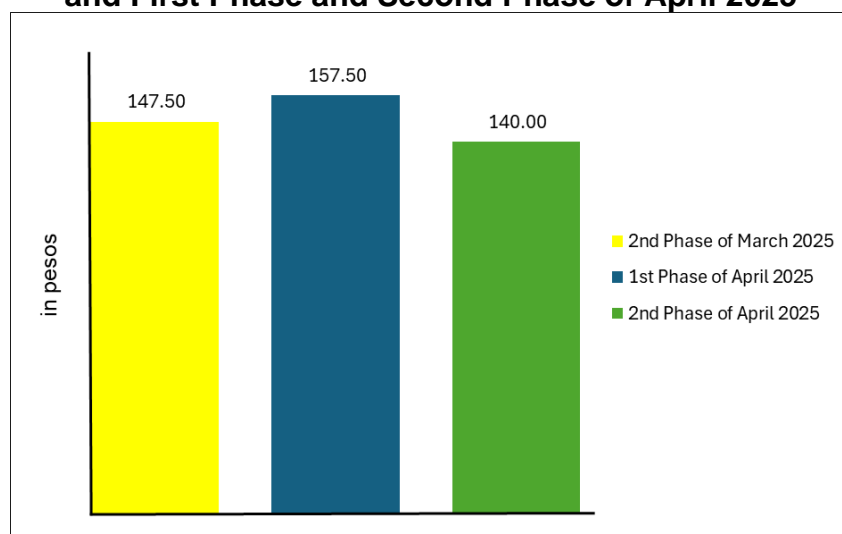


Source: Philippine Statistics Authority, Retail Price Survey of Selected Commodities For the Generation of Consumer Price Index

An average retail price of PhP130.00 per kilogram at the provincial level was reported for eggplant during the second phase of April 2025. This went down from the average retail price of PhP 157.50 per kilogram in the first phase of April 2025. Similarly, this was lower relative to its price level in the second phase of March 2025 at PhP 140.00 per kilogram. (Figure 5 and Table 5)

## 6. White Potato

**Figure 6. Average Retail Price per Kilogram of White Potato  
Oriental Mindoro: Second Phase of March 2025  
and First Phase and Second Phase of April 2025**

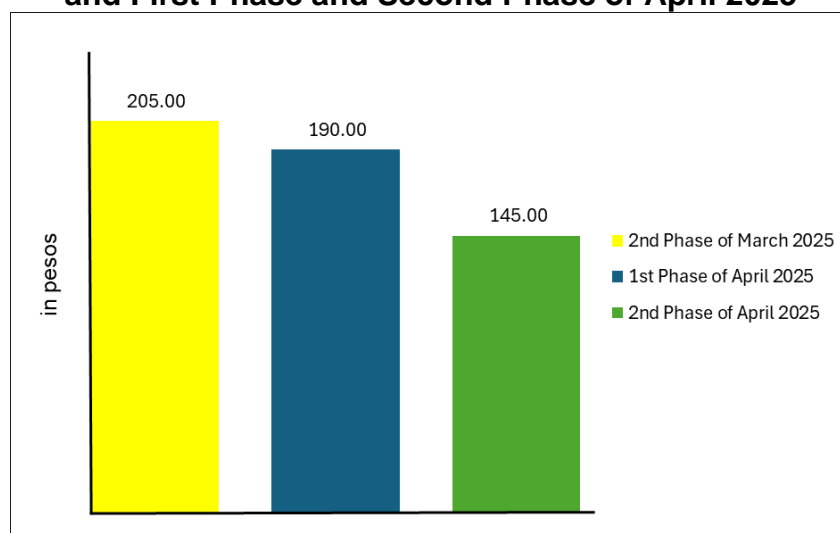


Source: Philippine Statistics Authority, Retail Price Survey of Selected Commodities For the Generation of Consumer Price Index

At the provincial level, white potato had an average retail price of PhP 140.00 per kilogram during the second phase of April 2025. This was lower than the average retail price of PhP 157.50 per kilogram recorded in the first phase of April 2025. Moreover, the average retail price per kilogram of white potato in the second phase of March 2025 was at PhP 147.50. (Figure 6 and Table 1)

## 7. Onion, Red

**Figure 7. Average Retail Price per Kilogram of Onion, Red  
Oriental Mindoro: Second Phase of March 2025  
and First Phase and Second Phase of April 2025**

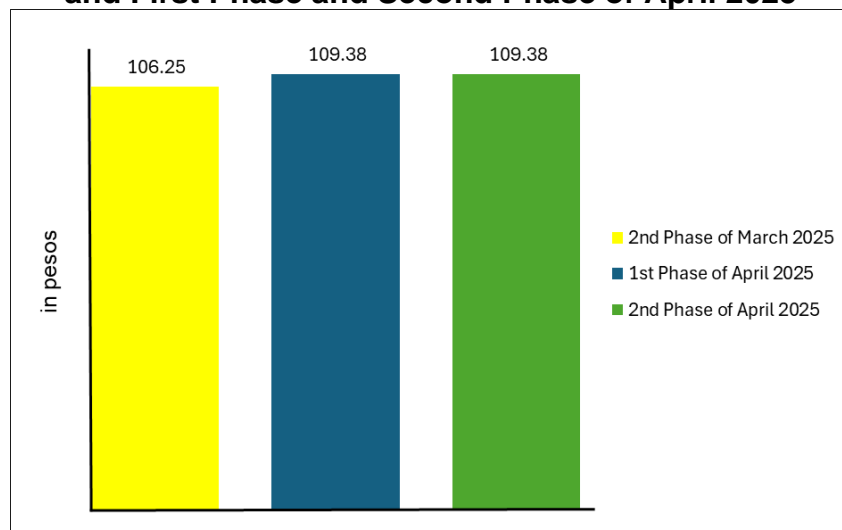


Source: Philippine Statistics Authority, Retail Price Survey of Selected Commodities  
For the Generation of Consumer Price Index

An average retail price of PhP 145.00 per kilogram at the provincial level was reported for red onion during the second phase of April 2025. This was lower than the average retail prices of PhP 190.00 per kilogram recorded in the first phase of April 2025 and PhP 205.00 per kilogram during the second phase of March 2025. (Figure 7 and Table 1)

## 8. Cooking Oil

**Figure 8. Average Retail Price per Liter of Cooking Oil  
Oriental Mindoro: Second Phase of March 2025  
and First Phase and Second Phase of April 2025**



*Source: Philippine Statistics Authority, Retail Price Survey of Selected Commodities  
For the Generation of Consumer Price Index*

The average retail price of cooking oil in the province was recorded at PhP 109.38 per liter during the second phase of April 2025. This was the same with the average retail price recorded in the first phase of April 2025. Moreover, this was higher relative to its price level in the second phase of March 2025 at PhP 106.25 per kilogram. (Figure 8 and Table 1)

**CHARLYN ROMERO-CANTOS, PhD**

(Chief Administrative Officer)

Officer-in-Charge

Oriental Mindoro Provincial Statistical Office

JGO

**Table 1. Comparative Average Retail Prices of Selected Commodities in  
Oriental Mindoro Second Phase of March 2025, and First Phase  
and Second Phase of April 2025  
(in PhP per Kilogram)**

| Commodities                         | Second Phase<br>Mar 2025<br>(1) | First Phase<br>Apr 2025<br>(2) | Second Phase<br>Apr 2025<br>(3) |
|-------------------------------------|---------------------------------|--------------------------------|---------------------------------|
| <b>RICE</b>                         |                                 |                                |                                 |
| RICE, SPECIAL                       | 53.50                           | 53.38                          | 53.38                           |
| RICE, WELL MILLED                   | 47.25                           | 46.75                          | 46.63                           |
| RICE, REGULAR MILLED                | 40.90                           | 40.40                          | 40.50                           |
| <b>MEAT</b>                         |                                 |                                |                                 |
| BEEF, MEAT WITH BONES               | 445.00                          | 445.00                         | 445.00                          |
| BEEF, PURE MEAT                     | 525.00                          | 525.00                         | 525.00                          |
| PORK, KASIM                         | 470.00                          | 480.00                         | 480.00                          |
| PORK, LIEMPO                        | 515.00                          | 535.00                         | 535.00                          |
| PORK, MEAT WITH BONES               | 462.50                          | 472.50                         | 472.50                          |
| DRESSED CHICKEN                     | 220.00                          | 215.00                         | 210.00                          |
| CHICKEN EGG, MED. (per piece)       | 10.13                           | 10.13                          | 9.88                            |
| <b>FISH</b>                         |                                 |                                |                                 |
| BANGUS                              | 202.50                          | 200.00                         | 202.50                          |
| GALUNGGONG                          | 290.00                          | 280.00                         | 280.00                          |
| TILAPIA                             | 175.00                          | 175.00                         | 175.00                          |
| <b>VEGETABLES</b>                   |                                 |                                |                                 |
| AMPALAYA                            | 135.00                          | 135.00                         | 135.00                          |
| CABBAGE                             | 110.00                          | 137.50                         | 130.00                          |
| CARROT                              | 200.00                          | 200.00                         | 200.00                          |
| EGGPLANT                            | 140.00                          | 157.50                         | 130.00                          |
| BAGUIO BEANS                        | 175.00                          | 200.00                         | 185.00                          |
| PECHAY, NATIVE                      | 170.00                          | 170.00                         | 170.00                          |
| STRING BEANS                        | 228.33                          | 228.33                         | 228.33                          |
| TOMATO                              | 120.00                          | 120.00                         | 125.00                          |
| WHITE POTATO                        | 147.50                          | 157.50                         | 140.00                          |
| <b>CONDIMENTS</b>                   |                                 |                                |                                 |
| ONION, RED                          | 205.00                          | 190.00                         | 145.00                          |
| GARLIC, NATIVE                      | 140.00                          | 140.00                         | 140.00                          |
| GARLIC, IMPORTED                    | 195.00                          | 200.00                         | 190.00                          |
| GINGER, HAWAIIAN                    | 215.00                          | 215.00                         | 215.00                          |
| <b>FRUITS</b>                       |                                 |                                |                                 |
| BANANA, LAKATAN                     | 110.00                          | 110.00                         | 110.00                          |
| CALAMANSI                           | 135.00                          | 135.00                         | 135.00                          |
| <b>OTHER BASIC COMMODITIES</b>      |                                 |                                |                                 |
| COOKING OIL (in PhP per Liter)      | 106.25                          | 109.38                         | 109.38                          |
| BROWN SUGAR (in PhP per Kilogram)   | 77.13                           | 77.13                          | 77.13                           |
| REFINED SUGAR (in PhP per Kilogram) | 88.50                           | 88.50                          | 88.50                           |

**Notes:**

1. First phase survey round - price collection is conducted from 1st day to 5th day of the month.
2. Second phase survey round - price collection is conducted from 15th day to 17th day of the month.
3. Prices for the January 2025 first phase survey round are preliminary.
4. Brand and type of other basic commodities being priced vary across area.

Source: Philippine Statistics Authority, Retail Price Survey of Commodities for the Generation of Consumer Price Index