

SPECIAL RELEASE

Demographic Characteristics of Overseas Workers from the Province of Marinduque (2020 Census of Population and Housing)

Date of Release: 24 February 2025

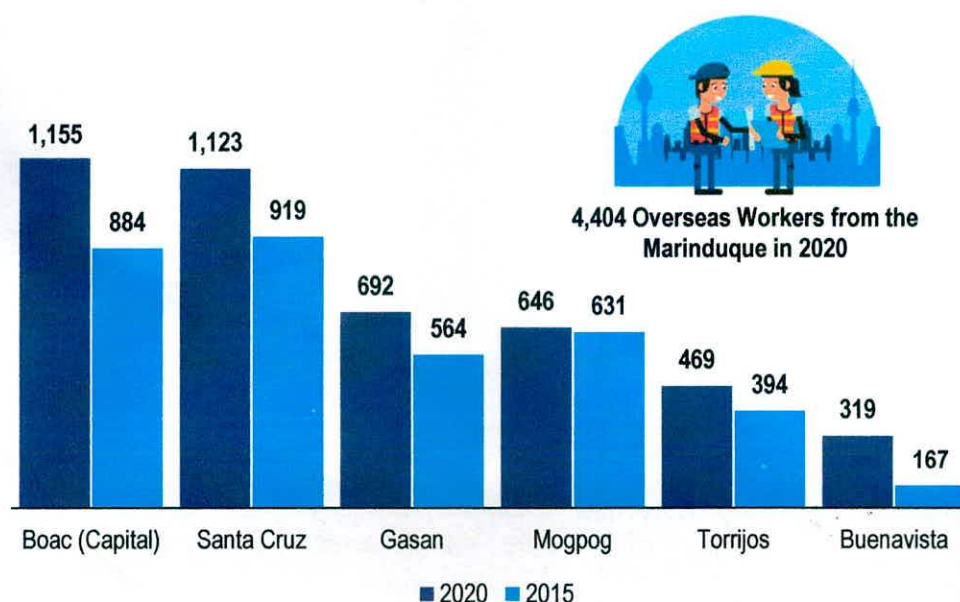
Reference No. 2025-SR- 00

Nearly one in every 37 persons in Marinduque's household population 15 years old and over is an overseas worker

In 2020, about 4,404 persons or 2.7 percent of the province's household population 15 years old and over were overseas workers. Moreover, a total of 845 persons or 23.7 percent were added from the reported 3,559 overseas workers reported in the 2015 Census of Population (2015 PopCen). (Figure 1 and Table A)

An overseas worker is one who is currently out of the country due to overseas employment. He/she may or may not have a specific work contract or may be presently at home on vacation but has an existing overseas employment to return to.

Figure 1. Municipalities with the highest Number of Overseas Workers, Marinduque: 2020 and 2015



Sources: Philippine Statistics Authority, *2020 Census of Population and Housing*
Philippine Statistics Authority, *2015 Census of Population*

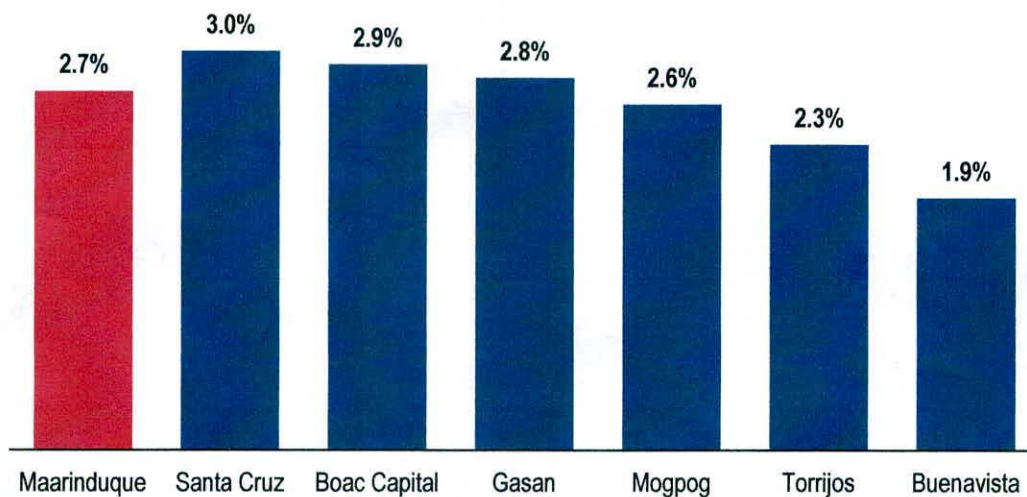


Boac registers the biggest proportion of overseas workers

Among municipalities in Marinduque, Boac (Capital) had the highest number of overseas workers at 1,155 persons with 26.2 percent of the provincial total number of overseas workers. This was followed by Santa Cruz with 1,123 overseas workers (25.5%) and Gasan with 692 overseas workers (15.7%). (Figure 1 and Table A)

Meanwhile, the province with the lowest number of overseas workers was Buenavista with 319 persons. This corresponds to 7.2 percent share of the provincial population of overseas workers. (Figure 1 and Table A)

Figure 2. Percentage Share of Overseas Workers to Household Population by Municipalities with the Highest Prevalence of Households with Overseas Workers, Romblon: 2020



Note: ^ Excludes the highly urbanized City of Puerto Princesa
Source: Philippine Statistics Authority, *2020 Census of Population and Housing*

In terms of the share of overseas under population to the household population 15 years old and over by municipality had the highest proportion of overseas workers at 3.0 percent. In addition, Boac (Capital) and Gasan had proportion of overseas workers at 2.9 percent and 2.8 percent, respectively. These three municipalities exceeded the provincial proportion of 2.7 percent. Meanwhile, Buenavista had the least percentage share of overseas workers at 1.9 percent (Figure 2 and Table A).

Sex ratio among overseas workers stands at 136 males per 100 females

Of the 4,404 thousand overseas workers from the province of Marinduque, nearly 2.5 thousand (57.6%) were male while about 1.8 thousand (42.4%) were female. This translates to a sex ratio of 136 males for every 100 females. (Table 1)

Table 1. Number and Percent Distribution of Overseas Workers by Age Group and Sex, MIMAROPA Region: 2020

Age Group	Number of Overseas Workers			Percent Distribution			Sex Ratio
	Both Sexes	Male	Female	Both Sexes	Male	Female	
All Ages	4,404	2,538	1,866	100.0	57.6	42.4	136
15 - 19	282	146	136	6.4	3.3	3.1	107
20 - 24	296	162	134	6.7	3.7	3.0	121
25 - 29	530	288	242	12.0	6.5	5.5	119
30 - 34	672	353	319	15.3	8.0	7.2	111
35 - 39	653	376	277	14.8	8.5	6.3	136
40 - 44	631	380	251	14.3	8.6	5.7	151
45 - 49	462	290	172	10.5	6.6	3.9	169
50 - 54	286	188	98	6.5	4.3	2.2	192
55 - 59	213	141	72	4.8	3.2	1.6	196
60 - 64	165	105	60	3.7	2.4	1.4	175
65 and over	214	109	105	4.9	2.5	2.4	104

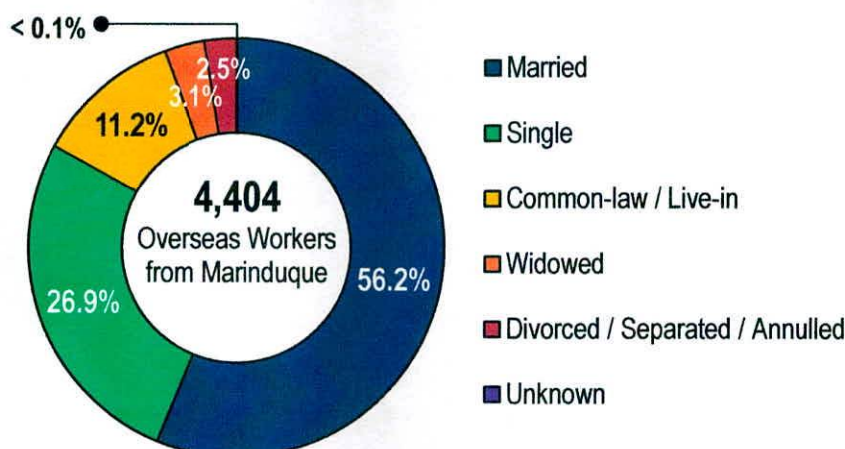
Source: Philippine Statistics Authority, *2020 Census of Population and Housing*

The highest representation of overseas workers in terms of age group falls between 30 to 34 years with a total of 672 persons or 15.3 percent of the total number of overseas workers from the Marinduque. Other age groups with more than 10.0 percent share of the provincial number of overseas workers include 30 to 34 years with (14.8%), 40 to 44 years (14.3 %), 25 to 29 (12.0 %), and 45 to 49 years (10.50%). (Table 1)

More than half of overseas workers are legally married

Of the 4,404 overseas workers from Marinduque, around 2,474 persons or 56.2 percent were legally married. In addition, 1,185 persons or 26.9 percent were never married. The rest of the total population of overseas workers was categorized as follows: in common-law or live-in marital arrangement (11.2%), widowed (3.1%), divorced, separated or annulled (2.5%). (Figure 2 and Table B)

Figure 2. Percentage Distribution of Overseas Workers by Marital Status, MIMAROPA Region: 2020



Source: Philippine Statistics Authority, 2020 Census of Population and Housing

Majority of overseas workers are Filipino Citizen

About 4,373 thousand overseas workers from Marinduque are Filipino citizens in 2020. This comprised 99.3 percent of all overseas workers from the province. Males outnumbered females with sex ratio of 137 male overseas workers per 100 female overseas workers. (Table 2 and Table C)

Table 2. Number of Overseas Workers by Citizenship, MIMAROPA Region: 2020

Citizenship	Number of Overseas Workers			Percent Share (in Percent)
	Both Sexes	Male	Female	
Total	4,404	2,538	1,866	100.0
Filipino citizen	4,373	2,524	1,849	99.3
Filipino with dual citizenship	23	7	16	0.5
Foreign citizen	8	7	1	0.2

Source: Philippine Statistics Authority, 2020 Census of Population and Housing

About one in every 20 overseas workers in the province or 0.5 percent had dual citizenship. Females outnumbered males with 69.6 percent share. Among those overseas workers with dual citizenship 34.8 percent were Filipino-Americans, 26.1 percent were Filipino-Canadian and 13.0 percent were Filipino-Italians. (Table D1)

Meanwhile, there were eight (8) overseas workers from the province with foreign citizenship relative to the reference date and time of the census. Those who are citizens of Viet Nam had the highest share at 37.5 percent. (Table D-2)

Four in every five overseas workers are Roman Catholic

Of the 4,404 overseas workers from the province of Marinduque, 87.5 percent or 3,853 persons reported Roman Catholic as their religious affiliation. It was followed by Aglipay with 93 overseas workers (2.1%), Iglesia ni Cristo with 86 overseas workers (2.0%), Catholic Charismatic with 83 overseas workers (1.9%) and Iglesia Filipina Independiente with 46 overseas workers (1.0%). (Table 3)

Table 3. Top Ten Religious Affiliations of Senior Citizens in the MIMAROPA Region: 2020

Rank	Religious Affiliation	Number	Percentage Share
	All Religious Affiliations	4,404	100.0
	Top 5 Religious Affiliations	4,161	94.5
1	Roman Catholic ^{1/}	3,853	87.5
2	Aglipay	93	2.1
3	Iglesia ni Cristo	86	2.0
4	Catholic Charismatic	83	1.9
5	Iglesia Filipina Independiente	46	1.0

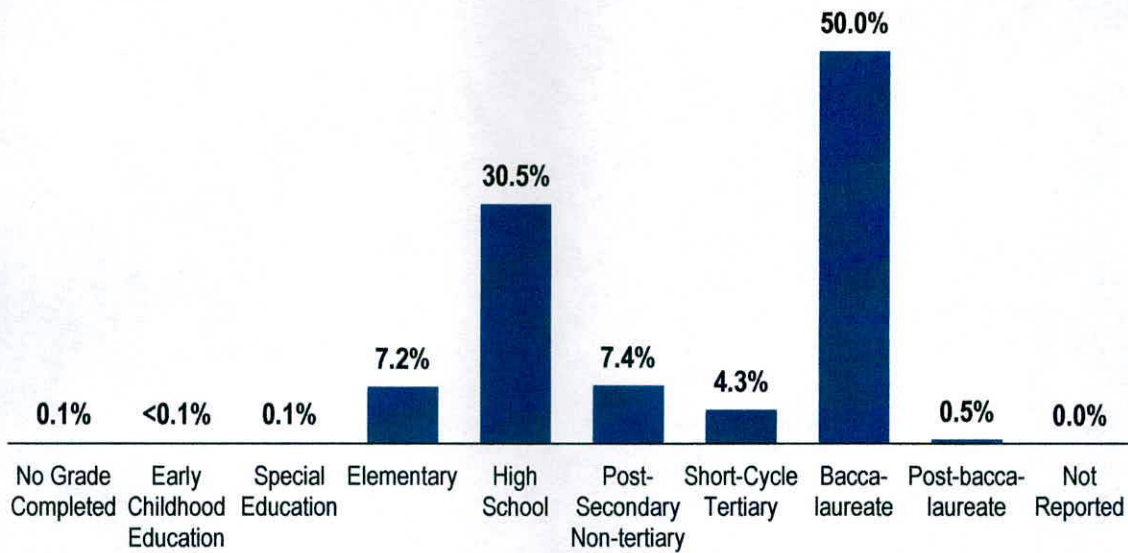
Notes: 1/ Excluding Catholic Charismatics numbering at 433 persons (0.2%).

Source: Philippine Statistics Authority, *2020 Census of Population and Housing*

Nearly 25 overseas workers have reached college level

Among 4,404 overseas workers from the province, nearly 2.2 thousand persons or 50.0 percent had reached or completed college level (graduate: 35.2%, and undergraduate: 14.7%). This was followed by those overseas workers who reached or completed high school level at 1,343 or 30.5 percent (graduate: 18.7%, and undergraduate: 11.8%), and elementary level at nearly 316 or 7.2 percent (graduate: 3.5%, and undergraduate: 3.7%). Furthermore short-cycle tertiary course 188 or 4.3 percent (graduate 4.0%, and undergraduate: 0.3%). (Table 4 and Table E)

Figure 4. Percent Distribution of Overseas Workers by Highest Grade Completed, Marinduque: 2020



Source: Philippine Statistics Authority, *2020 Census of Population and Housing*

The statistics presented in this special release were based on the information provided by the respondent or any responsible member in the household who may provide accurate answers to the questions and give correct information about the household.

Leny R. Rioflorido
LENY R. RIOFLORIDO
 Regional Director

G. W. He.
 MLLM / RRL / MCCM