



SPECIAL RELEASE

REGISTERED VITAL EVENTS IN THE PROVINCE OF MARINDUQUE: JANUARY - DECEMBER 2021 (PRELIMINARY AS OF 28 FEBRUARY 2022)

Date of Release: 24 JUNE 2024
Reference No.: 2024SR-06-016

Explanatory Note

Data presented in this Special Release were obtained from the recorded Number of Registered Vital Events by Month, Sex and Municipality for January – December 2021, preliminary as of 28 February 2022 throughout the Province of Marinduque. Information presented includes the registered number of Live Birth, Deaths, and Marriages. Figures and tables presented herein are still preliminary and may differ from the final counts.

It is a joint effort to make sure the Province of Marinduque is up to date in its records of vital events that the Philippine Statistics Authority (PSA) Marinduque Provincial Statistical Office (PSO) has laboriously over the years compiled a wealth of data on live births, marriages, and deaths occurring in the province.

The materials on which this compilation is based were derived primarily from the records of the six Local Civil Registry offices presently functioning within Marinduque. The data covered the period between January to December 2021 and had been gathered in preliminary form as of February 28, 2022.

REGISTERED LIVE BIRTHSP

**Figure 1: Registered Live Births by Month in Marinduque:
 January - December 2021**

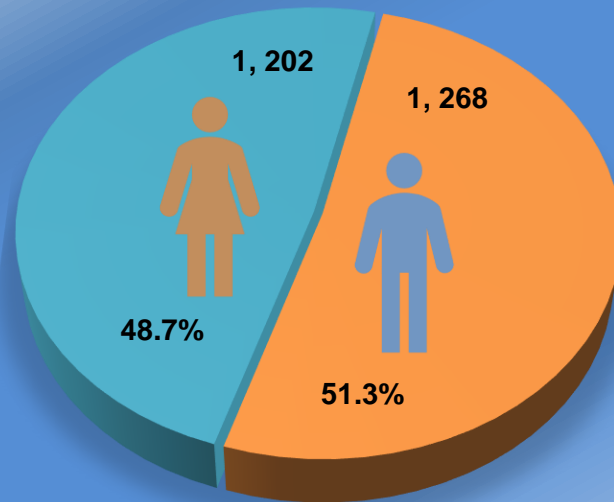


Source: Philippine Statistics Authority, Civil Registration Service, Vital Statistics Division



In tandem with the marital trends, the realm of births in 2021 also reveals intriguing patterns within the province of Marinduque. A comprehensive analysis of the data highlights October emerged as the peak month for newborn arrivals, recording a total of 266 births (Figure 1). Conversely, December saw the lowest number of registered births, with 152 infants documented (Figure 1). It is important to note that the total number of recorded live births for the period January to December 2021 stands at 2,470.

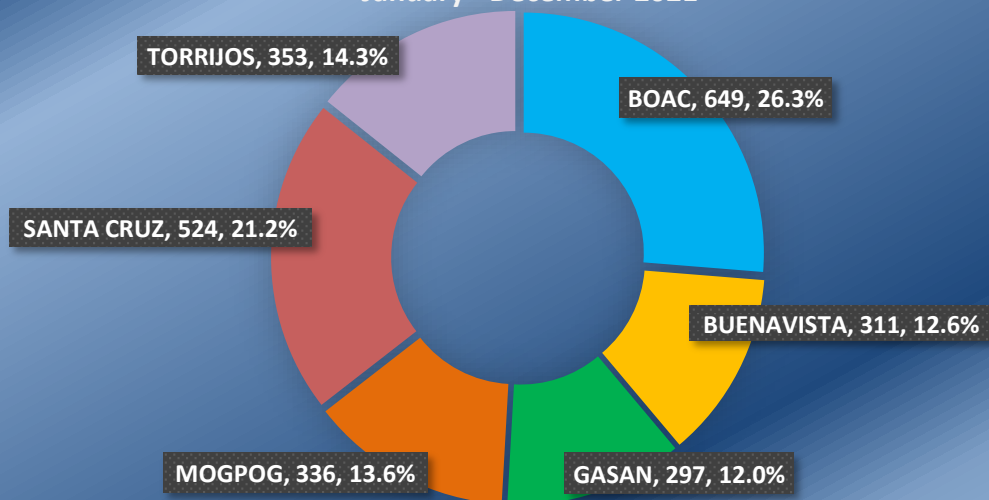
**Figure 2: Registered Live Births by Sex in Marinduque:
January - December 2021**



Source: Philippine Statistics Authority, Civil Registration Service, Vital Statistics Division

In addition to the trends in birth months, the analysis of birth data in Marinduque for 2021 also includes insights into the distribution of births by sex. Among the registered live births, males accounted for 51.3 percent, totaling 1,268 infants (Figure 2). On the other hand, female infants comprised the remaining 48.7 percent, with 1,202 registered live births (Figure 2). This sex distribution sheds light on the demographic composition of newborns in Marinduque, contributing to a comprehensive understanding of birth dynamics within the province during the specified period.

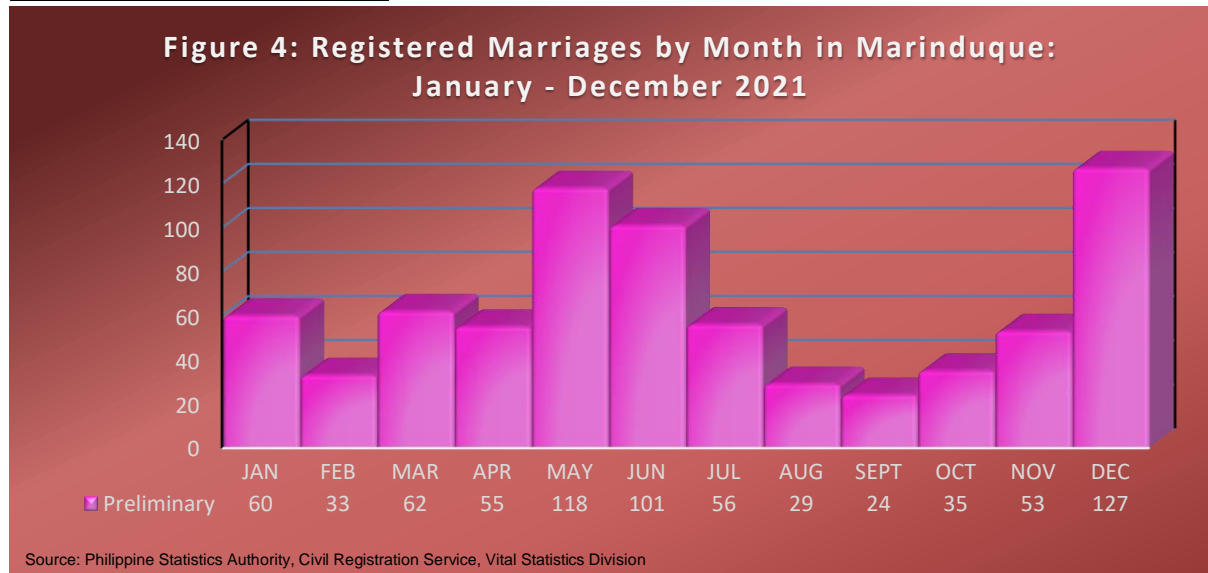
**Figure 3: Registered Live Births by Municipality in Marinduque:
January - December 2021**



Source: Philippine Statistics Authority, Civil Registration Service, Vital Statistics Division

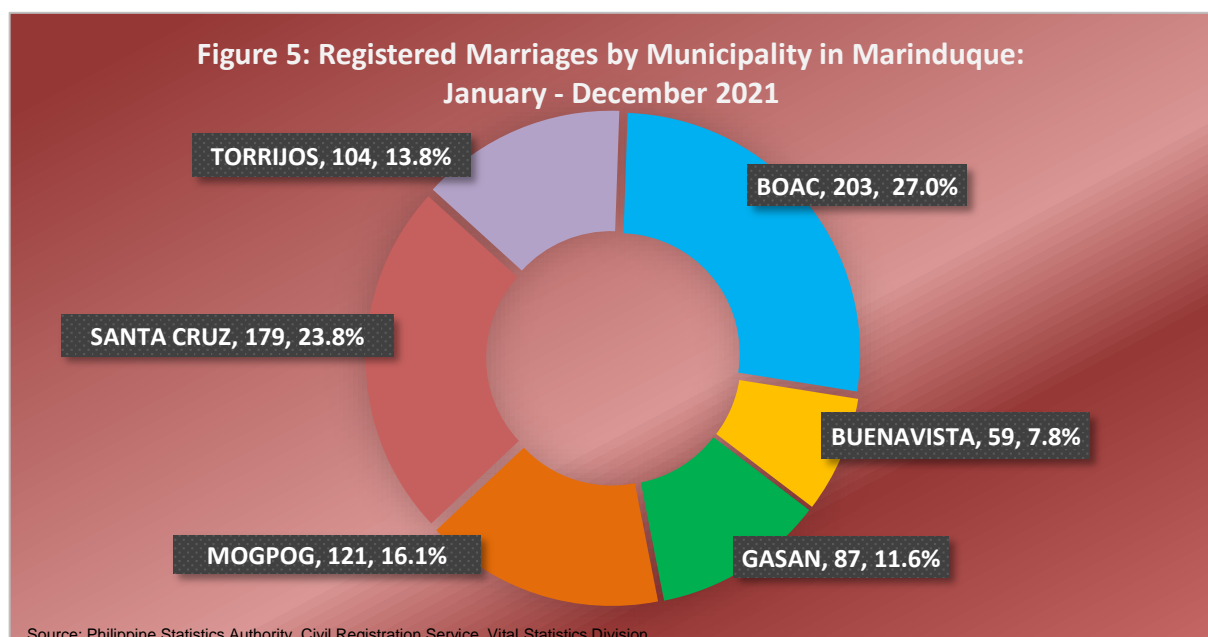
The aforementioned data depicts the count of officially registered live births across the six municipalities comprising the Marinduque province. Analysis reveals that the municipality of Boac recorded the highest incidence, totaling 649 registered live births, with 26.3 percent of the overall figure (Figure 3). Conversely, the municipality of Gasan recorded the lowest incidence with 297 registered live births, comprising 12 percent of the total count (Figure 3).

REGISTERED MARRIAGES



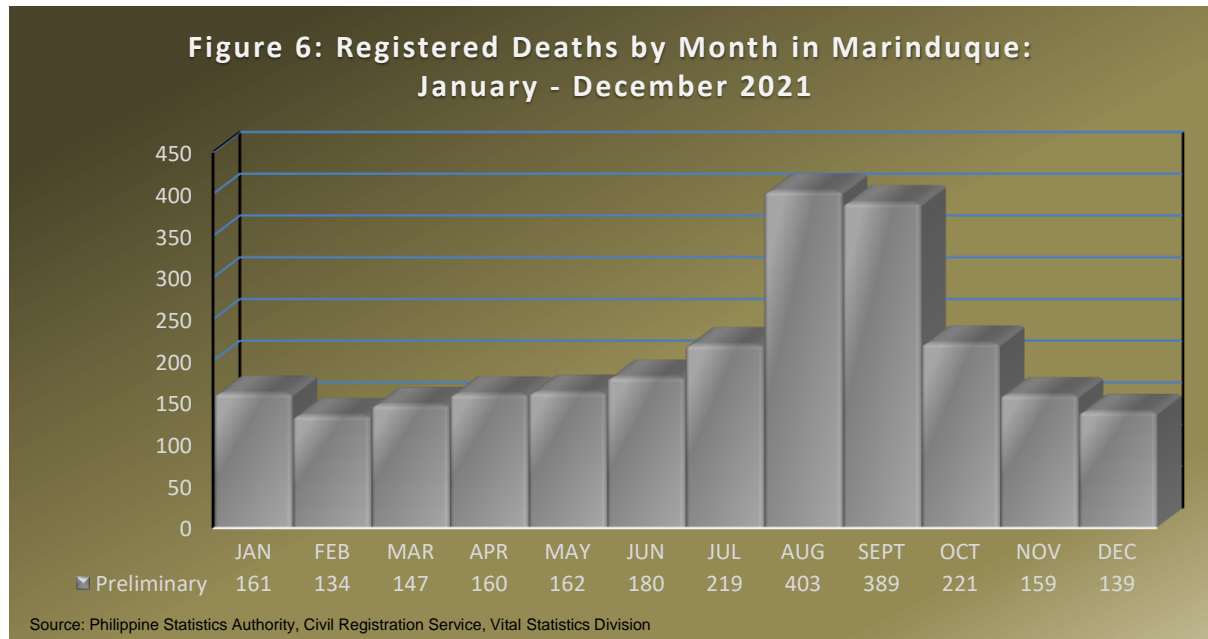
In dissecting these figures, it's crucial to note that the total number of officially registered marriages includes unions from all religious affiliations. Furthermore, the significant contribution of mass weddings conducted within the province cannot be overlooked, as they played a substantial role in bolstering the overall marriage count.

In the realm of wedded bliss, 2021 saw a total of 753 marriages registered in the province of Marinduque. A closer look at the data unveils a fascinating trend – December reigned supreme as the most popular month to tie the knot, with a festive flourish of 127 ceremonies (Figure 4). This seasonal peak was not without its counterpart, however, as September dipped to the lowest point, recording only 24 documented marriages (Figure 4).

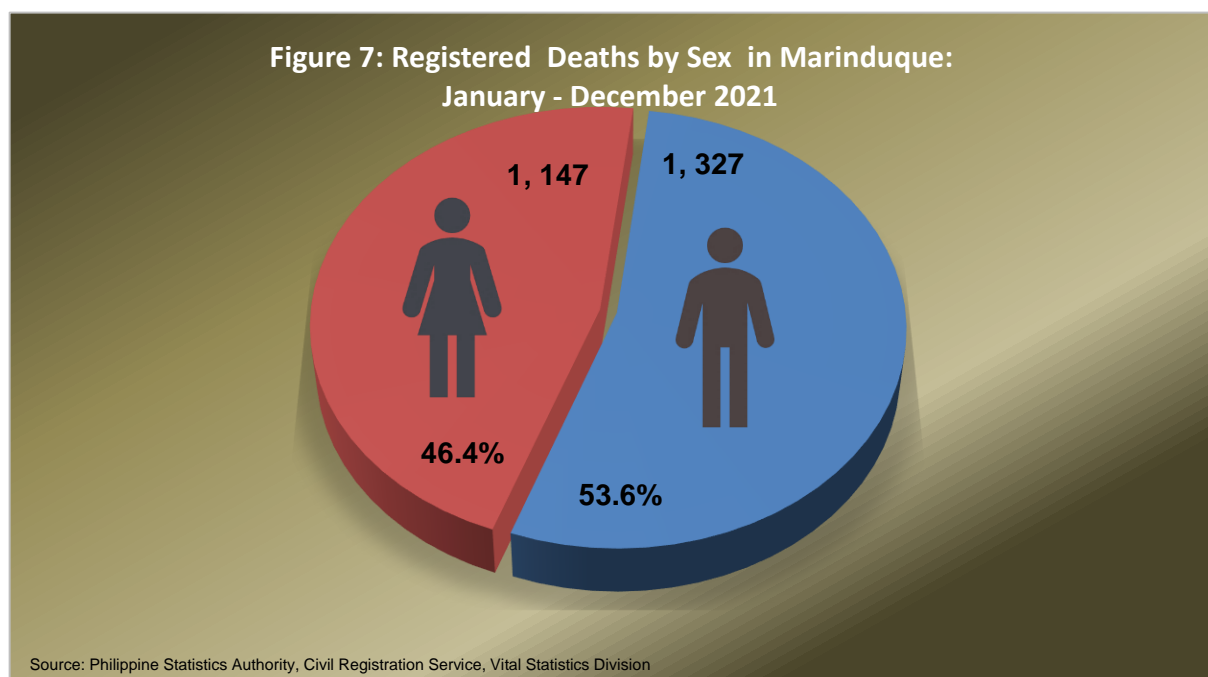


During the period spanning January to December 2021, the municipality of Boac documented the most significant quantity of matrimonial unions, registering a total of 203 ceremonies, constituting 27.0 percent of the overall tally. Conversely, the Municipality of Buenavista recorded the fewest marriages, totaling 59, representing merely 7.8 percent of the comprehensive registry.

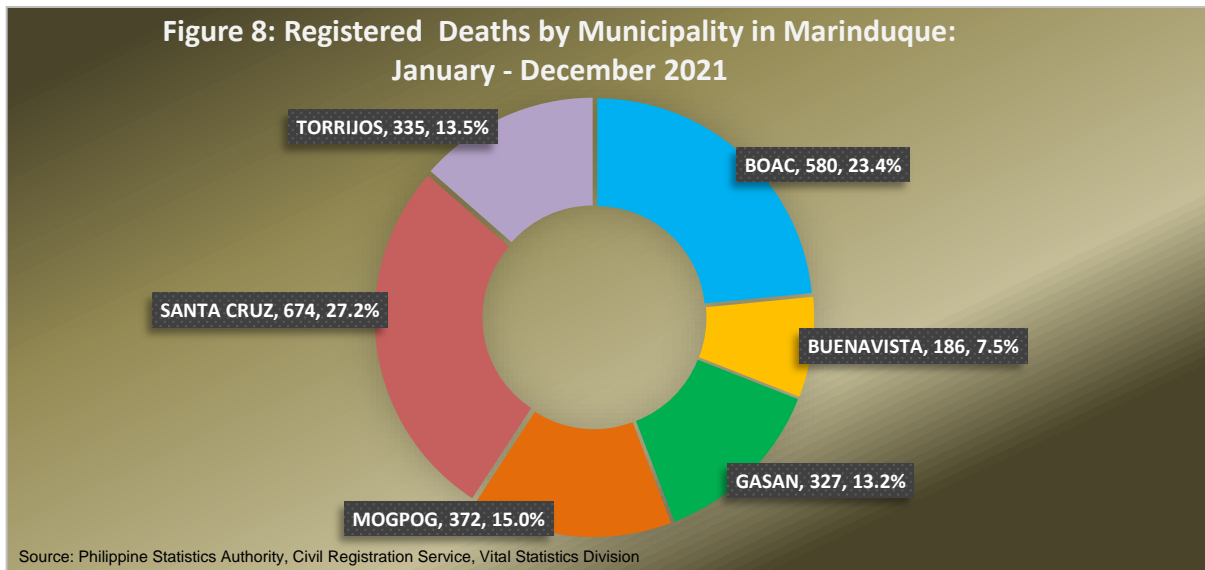
REGISTERED DEATHS



Concluding this comprehensive compilation are the recorded deaths within Marinduque province throughout the specified period. A total of 2,474 deaths were officially registered during this timeframe. Analysis of the data reveals that August recorded the highest number of registered deaths, with a total of 403 (Figure 6). In contrast, February marked the lowest count of recorded deaths, with only 134 individuals being formally documented (Figure 6).



Within Marinduque, 1,327 registered deaths were male, representing 53.6 percent of the total number, while the remaining 46.4 percent were female, totaling 1,147. These gender-specific mortality statistics provide further insight into the demographic dynamics of the province during the specified period (Figure 7).



In Marinduque province, deaths were officially recorded across its six municipalities. Among these municipalities, Santa Cruz accounted for the highest number, totaling 674 registered deaths, constituting 27.2 percent of the overall recorded deaths. Conversely, Gasan municipality reported the lowest number of deaths, with 327 recorded instances, representing 13.2 percent of the total.

The PSA Marinduque PSO's endeavor to compile and present this comprehensive data set underscores its commitment to ensuring accurate documentation of vital events within the province. These records serve as invaluable resources for various sectors, including government, academia, and public health, facilitating informed decision-making and policy formulation.

Technical Notes

Vital Statistics are derived from information obtained at the time when the occurrences of vital events and their characteristics are inscribed in a civil register. Vital acts and events are birth, death, and marriages, and all such event that have something to do with an individual's entrance and departure from life together with the changes in civil status that may occur to a person during his lifetime.

Birth is a complete expulsion or extraction from its mother of a product of conception, irrespective of the duration of the pregnancy, which after such separation, breathes or shows any other evidence of life, such as beating of the heart, pulsation of the umbilical cord, or definite movement of voluntary muscles, whether or not umbilical cord has been cut or the placenta is attached- each product of such a birth is considered liveborn.

Death refers to the permanent disappearance of all evidence of life at any time after live birth has taken place (postnatal cessation of vital function without capability of resuscitation).

Marriage is defined as special contract of permanent union between a man and a woman entered in accordance with law for the establishment of conjugal and family life.

Gemma N. Opis

GEMMA N. OPIS

Chief Statistical Specialist

GNO/ASLL