

SPECIAL RELEASE

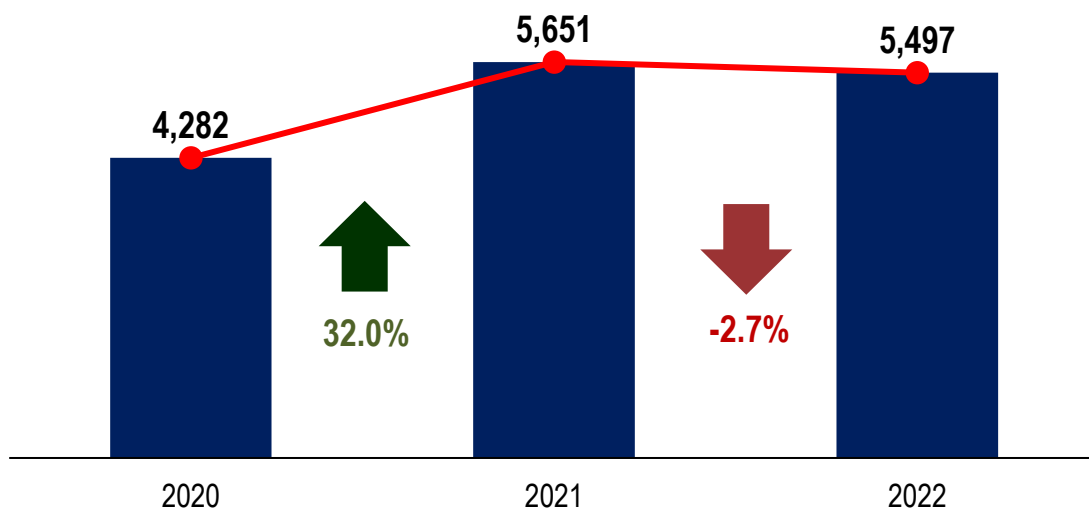
Establishments in the MIMAROPA Region (2022 Annual Survey of Philippine Business and Industry)

Date of Release: 25 November 2024
Reference No. 2024-SR-105

Number of establishments declined by 2.7 percent

The 2022 Annual Survey of Philippine Business and Industry (ASPBI) preliminary results showed that a total of 5,497 establishments in the formal sector of the MIMAROPA Region's economy were engaged in 2022. This indicates a decrease of 2.7 percent from the 5,651 establishments recorded in 2021, and an increase by 32.0 percent relative to the reported 4,282 establishments in 2020. (Figure 1 and Table A)

Figure 1. Number of Establishments, MIMAROPA Region: 2020-2022



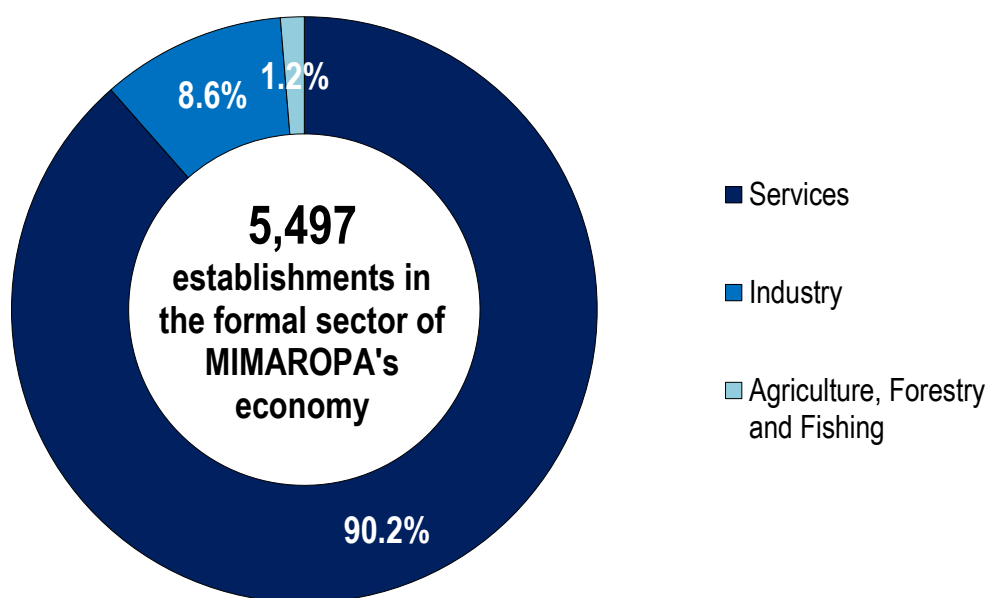
Source: Philippine Statistics Authority, *2020-2022 Annual Survey of Philippine Business and Industry*



Nine out of ten establishments were under the Services sector

By broad industry group, the Services sector posted the highest number of 4,960 establishments or 90.2 percent of the regional total number of establishments. This was followed by the Industry sector with 471 establishments (8.6% share), and the Agriculture, Forestry and Fishing sector with 67 establishments (1.2% share). (Figure 2 and Table A)

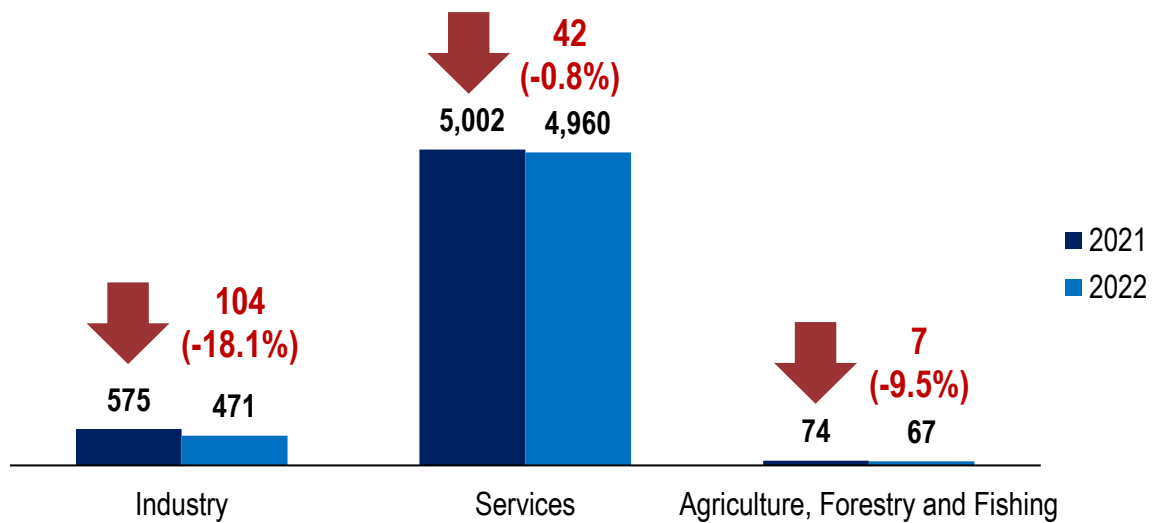
Figure 2. Percent Distribution of Establishments by Broad Industry Group, MIMAROPA Region: 2022



Source: Philippine Statistics Authority, *2022 Annual Survey of Philippine Business and Industry*

In terms of the number of establishments in 2021, the Industry sector with 471 establishments in 2022 had the highest decrease of 104 establishments or -18.1 percent annual growth from the reported 575 establishments in 2021. This was followed by the Services sector with a decline of 42 establishments or -0.8 percent from the reported 5,002 establishments in 2021 to 4,960 establishments in 2022. The Agriculture, Forestry and Fishing sector also decreased to 67 establishments, which is lower by seven (7) establishments or -9.5 percent compared with the 74 reported establishments from the previous year. (Figure 3 and Table A)

Figure 3. Annual Decrease on the Number of Establishments by Broad Industry Group, MIMAROPA Region: 2021 and 2022



Source: Philippine Statistics Authority, *2021-2022 Annual Survey of Philippine Business and Industry*

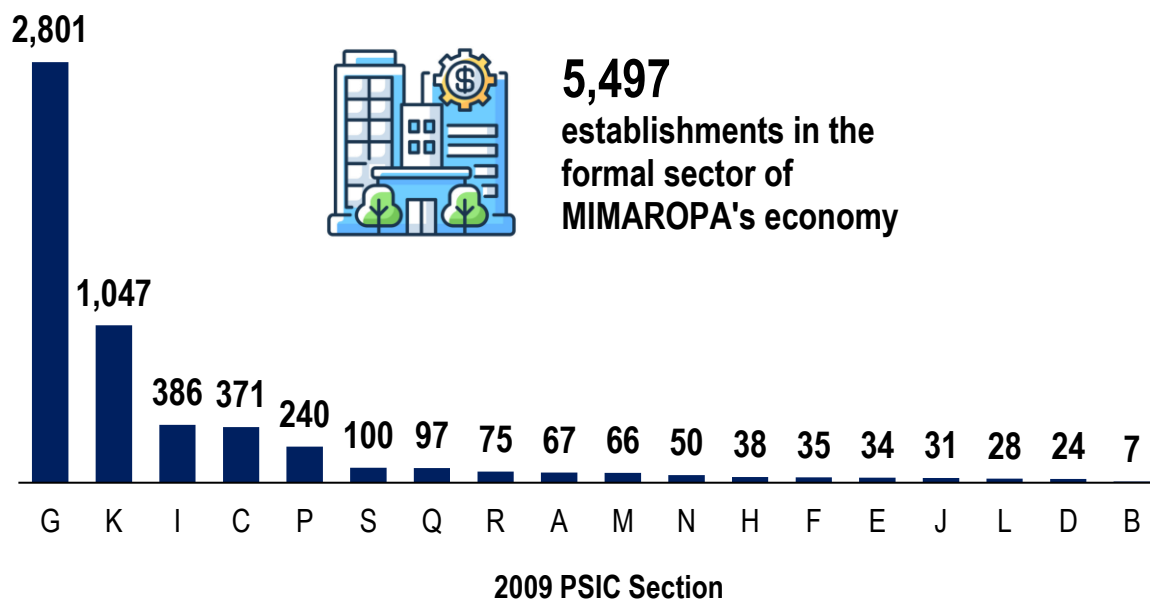
Wholesale and Retail Trade; Repair of Motor Vehicles and Motorcycles led in terms of number of establishments

In 2022, Wholesale and Retail Trade; Repair of Motor Vehicles and Motorcycles posted the highest number of 2,801 establishments among 18 industry sections. This translates to 51.0 percent share to the MIMAROPA Region’s total number of establishments. This was followed by Financial and Insurance Activities with 1,047 establishments (19.0% share), and Accommodation and Food Service Activities with 386 establishments (7.0% share). (Figure 4 and Table A)

Completing the top five industries with the highest number of establishments include Manufacturing with 371 establishments (6.7% share), and Education with 240 establishments (4.4% share). These five industry sections account for 88.1 percent of the regional total number of establishments. (Figure 4 and Table A)

Meanwhile, Mining and Quarrying had the least number of establishments among industry sections in 2022 with only seven (7) establishments (0.1% share). This was followed by Electricity, Gas, Steam and Air Conditioning Supply with 24 establishments (0.4% share), and Real Estate Activities with 28 establishments (0.5% share). (Figure 4 and Table A)

Figure 4. Number of Establishments by Industry Section, MIMAROPA Region: 2022



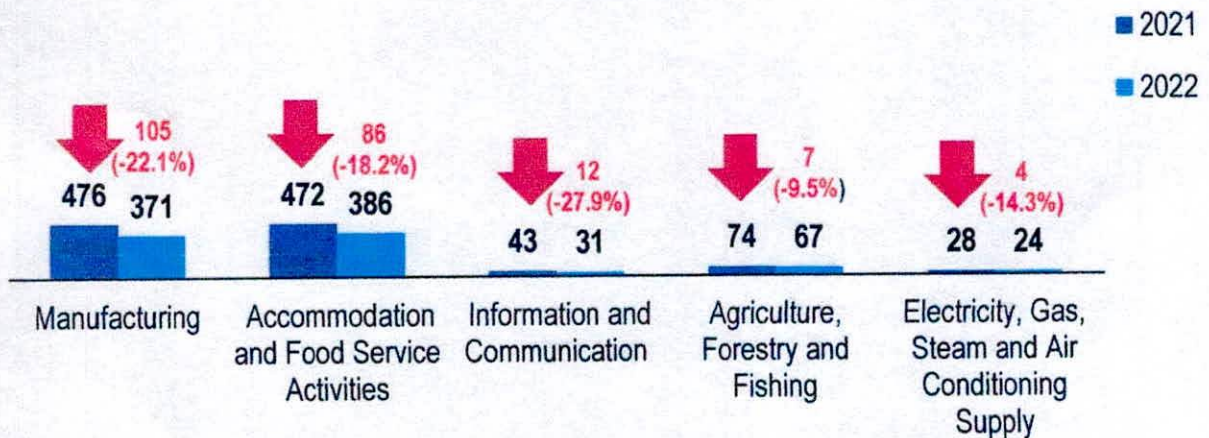
Legend on Industry Code and Industry Description:

- | | |
|--|---|
| A - Agriculture, Forestry and Fishing | J - Information and Communication |
| B - Mining and Quarrying | K - Financial and Insurance Activities |
| C - Manufacturing | L - Real Estate Activities |
| D - Electricity, Gas, Steam and Air Conditioning Supply | M - Professional, Scientific and Technical Activities |
| E - Water Supply; Sewerage, Waste Management and Remediation Activities | N - Administrative and Support Service Activities |
| F - Construction | P - Education |
| G - Wholesale and Retail Trade; Repair of Motor Vehicles and Motorcycles | Q - Human Health and Social Work Activities |
| H - Transportation and Storage | R - Arts, Entertainment, and Recreation |
| I - Accommodation and Food Service Activities | S - Other Service Activities |

Source: Philippine Statistics Authority, *2022 Annual Survey of Philippine Business and Industry*

In terms of annual decrease, Manufacturing with 371 establishments contributed a decline of 105 establishments in the MIMAROPA Region or an annual growth of -22.1 percent from the reported 476 establishments in 2021. This was followed by Accommodation and Food Service Activities whose number of establishments went down by 86 or an annual growth of -18.2 percent from 472 establishments reported in 2021. Information and Communication ranked third with 31 establishments, lower by 12 establishments or by 27.9 percent than the 43 establishments in the previous year. (Figure 5 and Table A)

Figure 5. Top Five Industry Sections with Highest Increase on the Number of Establishments, MIMAROPA Region: 2021 and 2022



Source: Philippine Statistics Authority, 2021-2022 Annual Survey of Philippine Business and Industry

Completing the top five sections that contributed to the decrease in the number of establishments in the region are Agriculture, Forestry and Fishing with seven (7) establishments lower (-9.5% annual growth) from 74 establishments in 2021, and the Electricity, Gas, Steam and Air Conditioning Supply with a difference of four (4) establishments (-14.3% annual growth) from 28 establishments in 2021. (Figure 5 and Table A)

Digitally signed
by Rioflorido
Leni Rocha
Date:
2024.11.25
13:46:14
+0800

LENI R. RIOFLORIDO
Regional Director

MLLM / OHG / RRL / JMD