

SPECIAL RELEASE

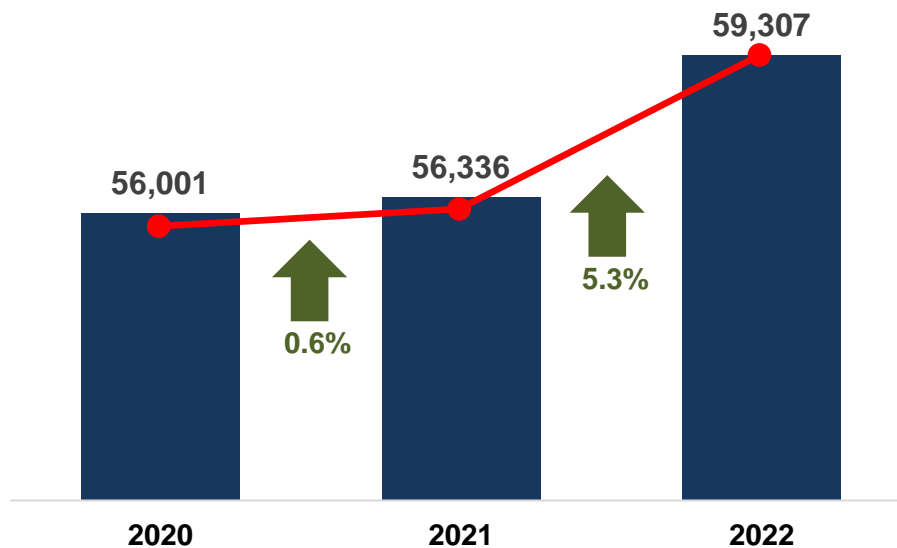
Employment from Establishments in the MIMAROPA Region (2022 Annual Survey of Philippine Business and Industry)

Date of Release: 25 November 2024
Reference No. 2024-SR-106

Total employment went up by 5.3 percent

The 2022 Annual Survey of Philippine Business and Industry (ASPBI) final results showed that a total employment of 59,307 workers for all the 5,497 establishments in the formal sector of the MIMAROPA Region's economy as of 15 November 2022. The total employment in 2022 went up 5.3 percent from 56,336 workers from all establishments reported from the previous year. This indicates a recovery from the pandemic period. (Figure 1 and Table A)

Figure 1. Total Employment Generated from Formal Sector Establishments, MIMAROPA Region: 2020-2022



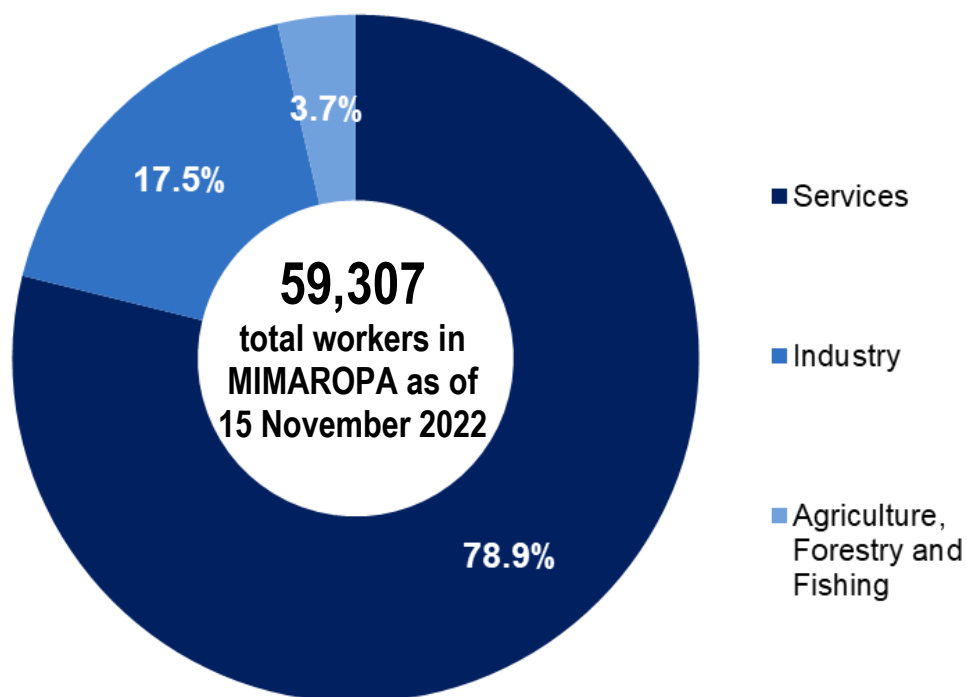
Source: Philippine Statistics Authority, 2020-2022 Annual Survey of Philippine Business and Industry



Nearly four in every five workers were employed under Services sector

By broad industry group, the Services sector remained as the top employment hub, covering 46,773 workers or 78.9 percent share to the region's total employment in 2022. The Industry sector accounted for 10,365 or 17.5 percent share and the Agriculture, Forestry and Fishing sector had 2,169 workers or 3.7 percent share. (Figure 2 and Table A)

Figure 2. Percent Distribution of Total Employment by Broad Industry Group, MIMAROPA Region: 2022



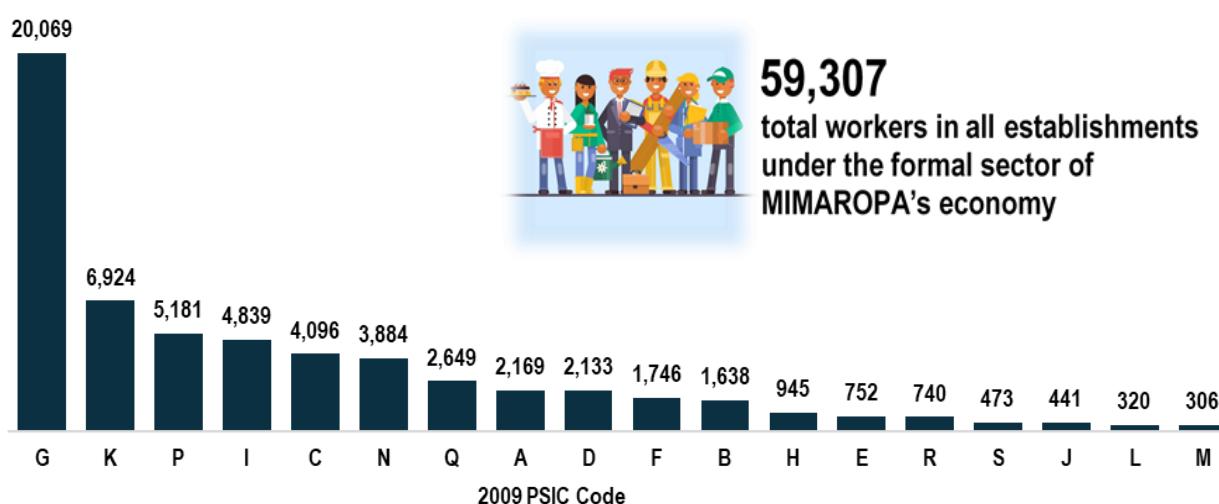
Source: Philippine Statistics Authority, *2022 Annual Survey of Philippine Business and Industry*

In terms of annual increase, the Industry sector with 10,365 workers in 2022 had the highest increase of 691 workers or 7.1 percent annual growth from the reported 9,674 workers in 2021. This was followed by the Services sector with an increase of 2,455 workers or 5.5 percent from the reported 44,318 workers in 2021 to 46,773 workers in 2022. Meanwhile, the total employment in the Agriculture, Forestry and Fishing sector of 2,169 workers in 2022, was lower by 175 workers or an annual growth rate of -7.5 percent compared with the 2,344 workers reported from the previous year. (Table A)

Wholesale and Retail Trade; Repair of Motor Vehicles and Motorcycles employed the highest number of workers

In 2022, Wholesale and Retail Trade; Repair of Motor Vehicles and Motorcycles posted the highest number of 20,069 workers among 18 industry sections. This translates to 33.8 percentage share to the regional total employment. This was followed by the total employment in the Financial and Insurance Activities with 6,924 workers (11.7% share), Education with 5,181 workers (8.7% share), Accommodation and Food Service Activities with 4,839 workers (8.2% share), and Manufacturing with 4,096 workers (6.9% share). (Figure 3 and Table A)

Figure 3. Total Employment by Industry Section, MIMAROPA Region: 2022



Legend on Industry Code and Industry Description:

- | | |
|--|---|
| A - Agriculture, Forestry and Fishing | J - Information and Communication |
| B - Mining and Quarrying | K - Financial and Insurance Activities |
| C - Manufacturing | L - Real Estate Activities |
| D - Electricity, Gas, Steam and Air Conditioning Supply | M - Professional, Scientific and Technical Activities |
| E - Water Supply; Sewerage, Waste Management and Remediation Activities | N - Administrative and Support Service Activities |
| F - Construction | P - Education |
| G - Wholesale and Retail Trade; Repair of Motor Vehicles and Motorcycles | Q - Human Health and Social Work Activities |
| H - Transportation and Storage | R - Arts, Entertainment, and Recreation |
| I - Accommodation and Food Service Activities | S - Other Service Activities |

Source: Philippine Statistics Authority, *2022 Annual Survey of Philippine Business and Industry*

Meanwhile, Professional, Scientific and Technical Activities had the least number of employed workers among industry sections in 2022 with only 306 persons (0.5% share). This was followed by Real Estate Activities with 320 workers (0.5% share), and Other Service Activities with 473 workers (0.8% share). (Figure 3 and Table A)

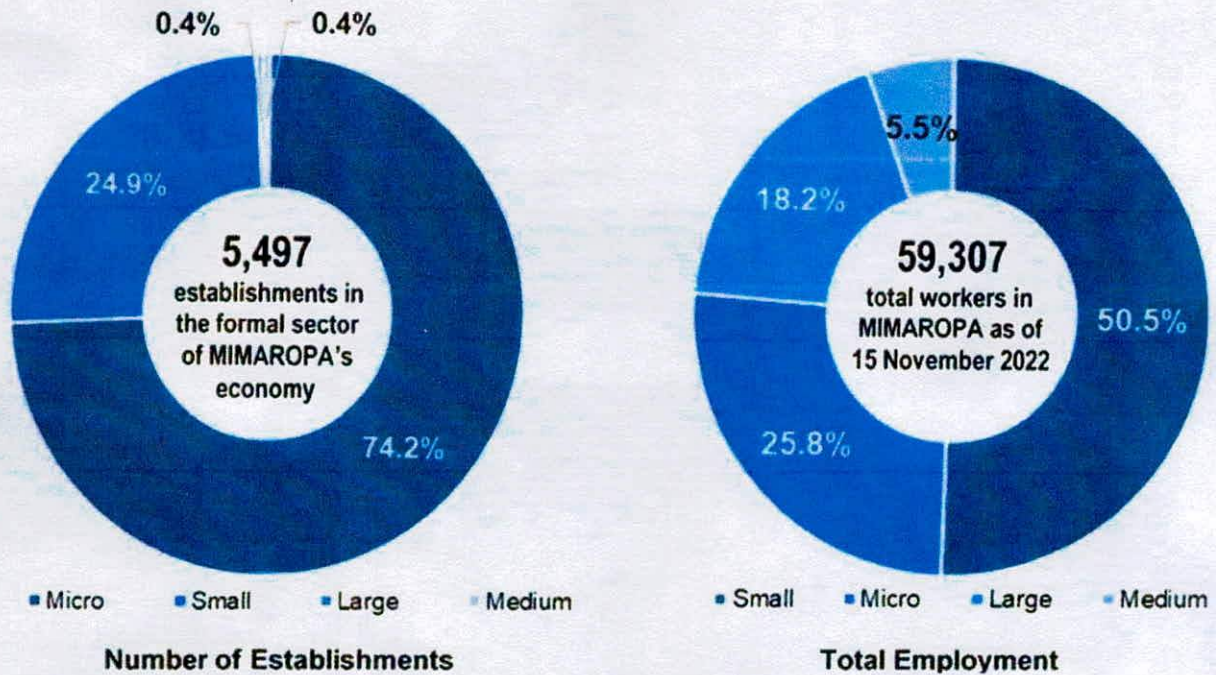
In terms of annual increase, Financial and Insurance Activities with 6,924 workers contributed an increase in the regional total employment by 719 workers or an annual growth of 11.6 percent from the reported 6,205 workers in 2021. This was followed by Accommodation and Food Service Activities whose total employment went up by 681 workers or an annual growth of 16.4 percent from 4,158 workers reported in 2021. Education ranked third with 5,181 workers, higher by 608 workers or by 13.3 percent than the reported 4,573 workers in the previous year. (Table A)

Small establishments employed the highest number of workers

The 2022 ASPBI showed that there were 5,497 establishments in the formal sector of the MIMAROPA Region's economy. Micro establishments accounted for 4,079 establishments or 74.2 percent of the region's total number of establishments. This was followed by small establishments with 1,371 establishments (24.9% share). Meanwhile, large and medium establishments recorded the least number at 24 establishments (0.4% share) and 23 establishments (0.4% share), respectively. (Figure 4)

Of the total workforce in all establishments in the MIMAROPA Region, small establishments employed the highest number of 29,944 workers (50.5% share). This was followed by micro and large establishments with 15,324 workers (25.8% share) and 10,782 workers (18.2% share), respectively. Medium establishments hired the least number of 3,257 workers (5.5% share). (Figure 4)

Figure 4. Number of Establishments and Total Employment by Employment Grouping, MIMAROPA Region: 2022



Note: Establishments are also classified based on Employment Grouping as follows:

1. Micro establishments are establishments with total employment of 1 to 9;
2. Small establishments are those with total employment of 10 to 99;
3. Medium establishments are those with total employment of 100 to 199; and
4. Large establishments are those with total employment of 200 and over.

Source: Philippine Statistics Authority, 2022 Annual Survey of Philippine Business and Industry

In terms of employment per establishment, the region registered an average number of eleven (11) workers per establishment in 2022. Large establishments had an average number of 449 workers per establishment. Medium establishments reported 142 workers per establishment, while small and micro establishments registered an average of 22 workers and four (4) workers per establishment, respectively. (Table B)

Digitally signed
by Rioflorido
Leni Rocha
Date:
2024.11.21
14:29:27
+0800

LENI R. RIOFLORIDO
Regional Director

MLLM / RRL / MGTR